



Connectors > Circular Connectors > Standard Circular Connectors



Connector System: **Wire-to-Panel**

Connector Mounting Type: **Panel Mount**

Number of Positions: **39**

Sealable: **Yes**

Connector & Contact Terminates To: **Wire & Cable**

Features

Product Type Features

Assembly Type	Electrical Connector
Prewired	No
Connector Product Type	Connector Assembly
Connector System	Wire-to-Panel
Sealable	Yes
Connector & Contact Terminates To	Wire & Cable
Circular Connector Type	Receptacle
Shell Type	Square Flange Receptacle

Configuration Features

Factory Installed Backshell	Without
Number of Positions	39
Number of Power Positions	0
Number of Signal Positions	39
Contacts Preloaded	No

Body Features

Primary Product Color	Natural
Shell Plating Material	Passivated Stainless Steel Firewall



Shell Base Material	Stainless Steel
Circular Connector Insulation Material Type	Thermoset
Hermetically Sealed	No

Contact Features

Contact Current Rating (Max)	7.5 A, 13 A
Reverse Gender	No
Contact Layout Arrangement	22 – 39
Circular Connector Contact Type	Less Socket

Termination Features

Termination Method to Wire & Cable	Crimp
------------------------------------	-------

Mechanical Attachment

Panel Mount Feature Type	Square Flange
Panel Mount Feature	With
Mating Retention Type	Threaded
Mating Alignment	With
Connector Mounting Type	Panel Mount
Polarization Code	Y
Mating Alignment Type	Keyed
Mating Retention	With

Housing Features

Circular Connector Shell Size	22
Alignment Keyed	Clocking

Dimensions

Wire Size	20 – 24 AWG
-----------	-------------

Usage Conditions

Operating Temperature Range	-65 – 260 °C[-85 – 500 °F]
-----------------------------	----------------------------

Operation/Application

Durability Rating	500 Cycles
Circuit Application	Power, Signal & High Speed Data
Shielded	Yes

Industry Standards

Compatible With Approved Standards Products	BACC63, EN2997, ESC10
---	-----------------------



Product Compliance

For compliance documentation, visit the product page on TE.com>

EU RoHS Directive 2011/65/EU	Compliant
EU ELV Directive 2000/53/EC	Out of Scope
China RoHS 2 Directive MIIT Order No 32, 2016	No Restricted Materials Above Threshold
EU REACH Regulation (EC) No. 1907/2006	Current ECHA Candidate List: JAN 2025 (247) Candidate List Declared Against: JUNE 2024 (241) SVHC > Threshold: Dodecamethylcyclohexasiloxane (D6) (1% in component) Decamethylcyclopentasiloxane (D5) (1% in component) Octamethylcyclotetrasiloxane (D4) (1% in component) Article Safe Usage Statements: Wash thoroughly after handling. Recycle if possible and dispose of the article by following all applicable governmental regulations relevant to your geographic location.
Halogen Content	Low Halogen - Br, Cl, F, I < 900 ppm per homogenous material. Also BFR/CFR/PVC Free
Solder Process Capability	Not reviewed for solder process capability


Product Compliance Disclaimer

This information is provided based on reasonable inquiry of our suppliers and represents our current actual knowledge based on the information they provided. This information is subject to change. The part numbers that TE has identified as EU RoHS compliant have a maximum concentration of 0.1% by weight in homogenous materials for lead, hexavalent chromium, mercury, PBB, PBDE, DBP, BBP, DEHP, DIBP, and 0.01% for cadmium, or qualify for an exemption to these limits as defined in the Annexes of Directive 2011/65/EU (RoHS2). Finished electrical and electronic equipment products will be CE marked as required by Directive 2011/65/EU. Components may not be CE marked. Additionally, the part numbers that TE has identified as EU ELV compliant have a maximum concentration of 0.1% by weight in homogenous materials for lead, hexavalent chromium, and mercury, and 0.01% for cadmium, or qualify for an exemption to these limits as defined in the Annexes of Directive 2000/53/EC (ELV). Regarding the REACH Regulations, TE’s information on SVHC in articles for this part number is still based on the European Chemical Agency (ECHA) ‘Guidance on requirements for substances in articles’(Version: 2, April 2011), applying the 0.1% weight on weight concentration threshold at the finished product level. TE is aware of the European Court of Justice ruling of September 10th, 2015 also known as O5A (Once An Article Always An Article) stating that, in case of ‘complex object’, the threshold for a SVHC must be applied to both the product as a whole and simultaneously to each of the articles forming part of its composition. TE has evaluated this ruling based on the new ECHA “Guidance on requirements for substances in articles” (June 2017, version 4.0) and will be updating its statements accordingly.


Compatible Parts



TE Part # ZPF0000000000001203
[097-0016-20](#)



TE Part # ZPF0000000000000219
[006-0902-20](#)



TE Part # ZPF0000000000003346
[66241-22 A](#)

Also in the Series | **DEUTSCH 983 Series**



[Standard Circular Connectors\(2787\)](#)


Customers Also Bought



TE Part #ZPF0000000000001261
[097-0267-16 A1267](#)



TE Part #CAT-HST-BSTS
[BSTS/BSTS-FR Heat Shrink Tubing](#)



TE Part #358279-000
[382C312-50-01-0](#)



TE Part #ZPF0000000000007174
[983-0RS 08-98 PN](#)




TE Part #1616058-6
[A703CD \(FAA/PMA\)=RELAY](#)



TE Part #1617147-5
[JMGAP-26P = M39016/17-030P](#)



TE Part #1617807-5
[FC-335-SY8= RELAY, 3PST](#)



TE Part #YDTS20Y13-98XNV001
[HERM RECP](#)

Documents

Product Drawings
[983-0SE 22-39 SY-L](#)

English

CAD Files
[3D PDF](#)

3D



Customer View Model

[ENG_CVM_CVM_ZPF000000000007703_1.2d_dxf.zip](#)

English

Customer View Model

[ENG_CVM_CVM_ZPF000000000007703_1.3d_igs.zip](#)

English

Customer View Model

[ENG_CVM_CVM_ZPF000000000007703_1.3d_stp.zip](#)

English

By downloading the CAD file I accept and agree to the [Terms and Conditions](#) of use.

Datasheets & Catalog Pages

[DEUTSCH 983 Series](#)

English