




Connectors > PCB Connectors > Card Edge Connectors > Card Edge Power Connectors



Connector System: **Board-to-Board**

Number of Positions: **64**

Centerline (Pitch): **2.54 mm [.1 in]**

Contact Current Rating (Max): **3 A**

Circuit Application: **Power & Signal**

Features

Product Type Features

Connector & Contact Terminates To	Printed Circuit Board
Connector & Housing Type	Receptacle
Connector System	Board-to-Board

Configuration Features

Keying & Polarized Position Locations	0
PCB Mount Orientation	Right Angle
Number of Positions	64
Number of Power Positions	64
Number of Signal Positions	0
Number of Dual Positions	32

Electrical Characteristics

Operating Voltage	400 V
-------------------	-------

Body Features

Primary Product Color	Black
-----------------------	-------

Contact Features

Contact Underplating Material	Nickel
PCB Contact Termination Area Plating Material Finish	Bright
Contact Mating Area Plating Material Thickness	.38 µm[15 µin]



PCB Contact Termination Area Plating Material Thickness	2.54 µm[100 µin]
Contact Base Material	Phosphor Bronze
PCB Contact Termination Area Plating Material	Tin-Lead
Contact Type	Socket
Contact Current Rating (Max)	3 A
Contact Mating Area Plating Material	Gold (Au)

Termination Features

Termination Post & Tail Length	2.29 mm[.09 in]
Termination Method to PCB	Through Hole - Solder

Mechanical Attachment

Connector Mounting Type	Board Mount
PCB Mount Retention	Without
Mating Retention	Without
Mating Alignment	Without
PCB Mount Alignment	Without

Housing Features

Housing Material	Polyester GF
Centerline (Pitch)	2.54 mm[.1 in]

Dimensions

Card Slot Depth	7.49 mm[.295 in]
Connector Height	15.49 mm[.61 in]
Power Contact Centerline	2.54 mm[.1 in]

Usage Conditions

Operating Temperature Range	-55 – 85 °C[-67 – 185 °F]
-----------------------------	---------------------------

Operation/Application

Circuit Application	Power & Signal
---------------------	----------------

Industry Standards

UL Flammability Rating	UL 94V-0
------------------------	----------

Packaging Features

Packaging Quantity	84
Packaging Method	Tray

Other



Position Locations Omitted	0
----------------------------	---

Product Compliance

[For compliance documentation, visit the product page on TE.com>](#)

EU RoHS Directive 2011/65/EU	Compliant
EU ELV Directive 2000/53/EC	Compliant
China RoHS 2 Directive MIIT Order No 32, 2016	No Restricted Materials Above Threshold
EU REACH Regulation (EC) No. 1907/2006	Current ECHA Candidate List: JAN 2025 (247) Candidate List Declared Against: JAN 2025 (247) Does not contain REACH SVHC
Halogen Content	Not Low Halogen - contains Br or Cl > 900 ppm.
Solder Process Capability	Wave solder capable to 265°C

Product Compliance Disclaimer

This information is provided based on reasonable inquiry of our suppliers and represents our current actual knowledge based on the information they provided. This information is subject to change. The part numbers that TE has identified as EU RoHS compliant have a maximum concentration of 0.1% by weight in homogenous materials for lead, hexavalent chromium, mercury, PBB, PBDE, DBP, BBP, DEHP, DIBP, and 0.01% for cadmium, or qualify for an exemption to these limits as defined in the Annexes of Directive 2011/65/EU (RoHS2). Finished electrical and electronic equipment products will be CE marked as required by Directive 2011/65/EU. Components may not be CE marked. Additionally, the part numbers that TE has identified as EU ELV compliant have a maximum concentration of 0.1% by weight in homogenous materials for lead, hexavalent chromium, and mercury, and 0.01% for cadmium, or qualify for an exemption to these limits as defined in the Annexes of Directive 2000/53/EC (ELV). Regarding the REACH Regulation, the information TE provides on SVHC in articles for this part number is based on the latest European Chemicals Agency (ECHA) 'Guidance on requirements for substances in articles' posted at this URL: <https://echa.europa.eu/guidance-documents/guidance-on-reach>

Compatible Parts



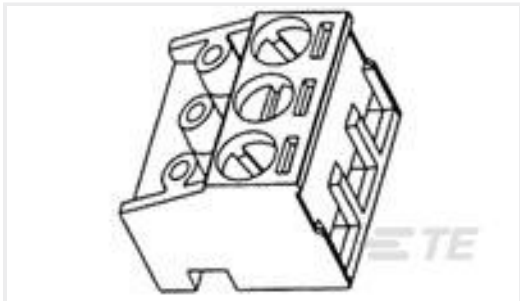
Customers Also Bought



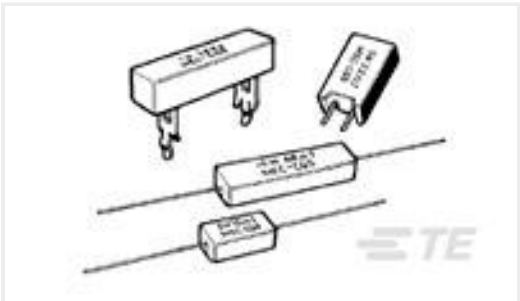
TE Part #TAA545B1411-060
M12A4-MS-FS-PVC-6.0M



TE Part #1-440055-1
2.0MM,HDR,11POS,R/A



TE Part #1546018-4
4 POS TERMI-BLOK PLUG 90 &180



TE Part #1623804-8
SQZ10 3R3 5% WIRE



TE Part #4-1879350-2
RR01 5% 11R AMMO



TE Part #8-2176407-8
3560 27R 5%



TE Part #4-2176414-8
7W STD M/OX 5% 1K8



TE Part #1-1986720-2
STR PLUG SPRING TYPE RH 12P, 3.81 mm



TE Part #104439-2
5X3 MTE RCPT SR PLAIN .100CL

Documents

Product Drawings

CONN SEC II 32 POS 100 C/L R/A

English

CAD Files

Customer View Model

ENG_CVM_CVM_5532600-5_A.2d_dxf.zip

English

3D PDF

3D

Customer View Model

ENG_CVM_CVM_5532600-5_A.3d_igs.zip

English

Customer View Model

ENG_CVM_CVM_5532600-5_A.3d_stp.zip

English

By downloading the CAD file I accept and agree to the [Terms and Conditions](#) of use.

Datasheets & Catalog Pages



POWER_CONNECTORS_CATALOG_SEC03_CARD_EDGE

English

Product Specifications

Application Specification

English