




TE Internal #: 5-5530843-0
Board-to-Board Card Edge Power Connector, 20 Position, 2.54 mm
[.1 in] Centerline, Power & Signal, 20 Power Positions, 0 Signal
Positions
[View on TE.com >](#)

Connectors > PCB Connectors > Card Edge Connectors > Card Edge Power Connectors



Connector System: **Board-to-Board**
Number of Positions: **20**
Centerline (Pitch): **2.54 mm [.1 in]**
Contact Current Rating (Max): **3 A**
Circuit Application: **Power & Signal**

Features

Product Type Features

Connector & Contact Terminates To	Printed Circuit Board
Connector Mates With	Printed Circuit Board
Connector & Housing Type	Receptacle
Connector System	Board-to-Board

Configuration Features

Keying & Polarized Position Locations	0
PCB Mount Orientation	Vertical
Number of Positions	20
Number of Power Positions	20
Number of Signal Positions	0
Number of Dual Positions	10

Electrical Characteristics

Operating Voltage	400 V
-------------------	-------

Body Features

--	--



Primary Product Color	Black
-----------------------	-------

Contact Features

Contact Underplating Material	Nickel
PCB Contact Termination Area Plating Material Finish	Matte
Contact Mating Area Plating Material Thickness	.76 µm[30 µin]
PCB Contact Termination Area Plating Material Thickness	2.54 µm[100 µin]
Contact Base Material	Phosphor Bronze
PCB Contact Termination Area Plating Material	Tin
Contact Type	Socket
Contact Current Rating (Max)	3 A
Contact Mating Area Plating Material	Gold (Au)

Termination Features

Termination Post & Tail Length	3.18 mm[.125 in]
Termination Method to PCB	Through Hole - Solder

Mechanical Attachment

Connector Mounting Type	Board Mount
PCB Mount Retention	With
Mating Retention	Without
PCB Mount Retention Type	Solder Tail
Mating Alignment Type	Keyed
Mating Alignment	With
PCB Mount Alignment	Without

Housing Features

Housing Material	Polyester GF
Centerline (Pitch)	2.54 mm[.1 in]

Dimensions

Card Slot Depth	7.64 mm[.31 in]
Row-to-Row Spacing	4.85 mm[.191 in]
Connector Height	15.64 mm[.76 in]
Power Contact Centerline	2.54 mm[.1 in]

Usage Conditions

Operating Temperature Range	-55 – 85 °C[-67 – 185 °F]
-----------------------------	---------------------------



Operation/Application

Circuit Application	Power & Signal
---------------------	----------------

Industry Standards

UL Flammability Rating	UL 94V-0
------------------------	----------

Packaging Features

Packaging Quantity	306
Packaging Method	Package

Other

Position Locations Omitted	0
----------------------------	---

Product Compliance

For compliance documentation, visit the product page on TE.com>

EU RoHS Directive 2011/65/EU	Compliant
EU ELV Directive 2000/53/EC	Compliant
China RoHS 2 Directive MIIT Order No 32, 2016	No Restricted Materials Above Threshold
EU REACH Regulation (EC) No. 1907/2006	Current ECHA Candidate List: JAN 2025 (247) Candidate List Declared Against: JAN 2025 (247) Does not contain REACH SVHC
Halogen Content	Not Low Halogen - contains Br or Cl > 900 ppm.
Solder Process Capability	Wave solder capable to 265°C

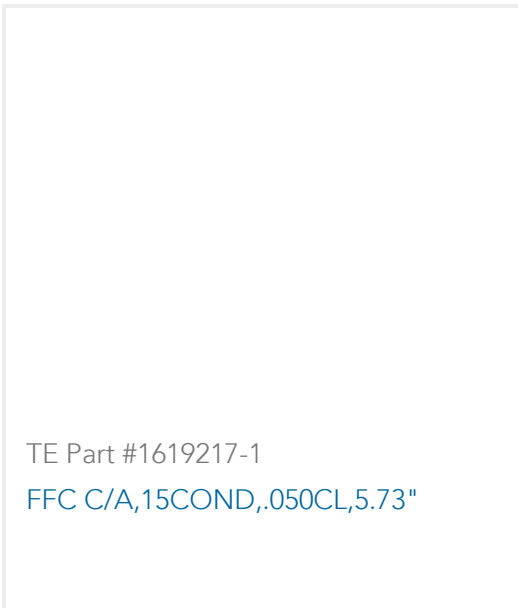
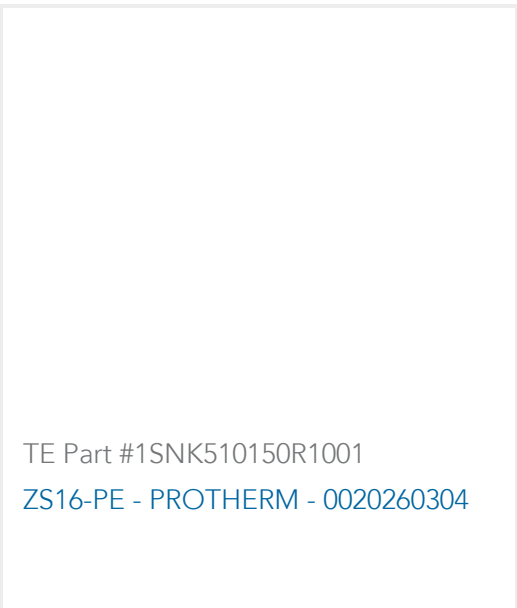
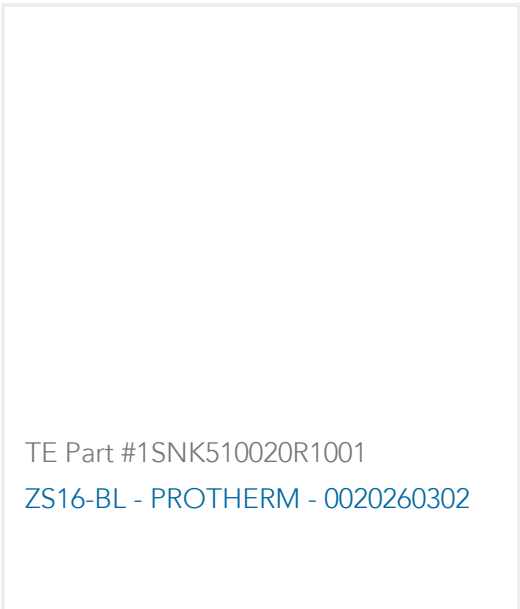
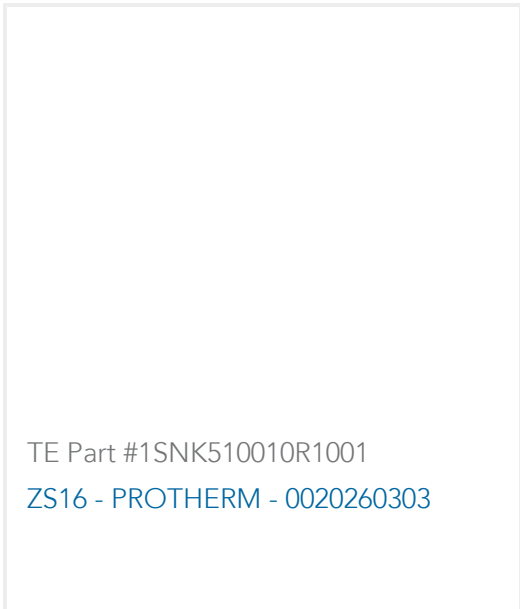
Product Compliance Disclaimer

This information is provided based on reasonable inquiry of our suppliers and represents our current actual knowledge based on the information they provided. This information is subject to change. The part numbers that TE has identified as EU RoHS compliant have a maximum concentration of 0.1% by weight in homogenous materials for lead, hexavalent chromium, mercury, PBB, PBDE, DBP, BBP, DEHP, DIBP, and 0.01% for cadmium, or qualify for an exemption to these limits as defined in the Annexes of Directive 2011/65/EU (RoHS2). Finished electrical and electronic equipment products will be CE marked as required by Directive 2011/65/EU. Components may not be CE marked. Additionally, the part numbers that TE has identified as EU ELV compliant have a maximum concentration of 0.1% by weight in homogenous materials for lead, hexavalent chromium, and mercury, and 0.01% for cadmium, or qualify for an exemption to these limits as defined in the Annexes of Directive 2000/53/EC (ELV). Regarding the REACH Regulation, the information TE provides on SVHC in articles for this part number is based on the latest European Chemicals Agency (ECHA) ‘Guidance on requirements for substances in articles’ posted at this URL: <https://echa.europa.eu/guidance-documents/guidance-on-reach>

Compatible Parts



Customers Also Bought



Documents

[Product Drawings](#)
[CONN SEC II 10 POS 100C/L](#)
English

[CAD Files](#)
[3D PDF](#)
3D
[Customer View Model](#)
[ENG_CVM_CVM_5-5530843-0_F.2d_dxf.zip](#)



English

Customer View Model

[ENG_CVM_CVM_5-5530843-0_F.3d_igs.zip](#)

English

Customer View Model

[ENG_CVM_CVM_5-5530843-0_F.3d_stp.zip](#)

English

By downloading the CAD file I accept and agree to the [Terms and Conditions](#) of use.

Datasheets & Catalog Pages

[POWER_CONNECTORS_CATALOG_SEC03_CARD_EDGE](#)

English

Product Specifications

[Application Specification](#)

English

Agency Approvals

[Agency Approval Document](#)

English