



TRIO-MATE

TE Internal #: 5-520315-7
Connector Assembly, Wire-to-Board, 7 Position, 2.54 mm [.1 in]
Centerline, 1 Row, Vertical, Socket, Tray, TRIO-MATE, FFC
Connectors

[View on TE.com >](#)

Connectors > PCB Connectors > Wire-to-Board Connectors > FFC, FPC & Ribbon Connectors > FFC Connectors



FFC Connector Product Type: **Connector Assembly**
Connector System: **Wire-to-Board**
Number of Positions: **7**
Centerline (Pitch): **2.54 mm [.1 in]**
Number of Rows: **1**

Features

Product Type Features

Connector & Contact Terminates To	Printed Circuit Board
Connector & Housing Type	Receptacle
FFC Connector Product Type	Connector Assembly
Connector System	Wire-to-Board
Insertion Force Type	Low Insertion Force (LIF)

Configuration Features

Number of Positions	7
Number of Rows	1
PCB Mount Orientation	Vertical

Body Features

Primary Product Color	Black
-----------------------	-------

Contact Features

Contact Mating Area Plating Material	Tin (Sn)
Contact Base Material	Phosphor Bronze
PCB Contact Termination Area Plating Material	Tin
Contact Mating Area Plating Material Finish	Bright
Contact Type	Socket
Contact Current Rating (Max)	1 A



Termination Features

Termination Method to PCB	Through Hole - Solder
Termination Post & Tail Length	3.56 mm[.14 in]

Mechanical Attachment

PCB Mount Retention Type	Z Bend
Mating Alignment Type	Polarization
PCB Mount Retention	With
Mating Retention	Without
Mating Alignment	With
Panel Mount Feature	Without
Connector Mounting Type	Board Mount

Housing Features

Housing Material	Thermoplastic
Centerline (Pitch)	2.54 mm[.1 in]
FFC Cable Entry	Vertical

Dimensions

PCB Thickness (Recommended)	1.57 mm[.062 in]
-----------------------------	------------------

Usage Conditions

Operating Temperature Range	-55 – 105 °C[-67 – 221 °F]
-----------------------------	----------------------------

Operation/Application

Circuit Application	Signal
---------------------	--------

Industry Standards

UL Flammability Rating	UL 94V-0
------------------------	----------

Packaging Features

Packaging Quantity	720
Packaging Method	Tray

Product Compliance

For compliance documentation, visit the product page on TE.com>

EU RoHS Directive 2011/65/EU	Compliant
EU ELV Directive 2000/53/EC	Compliant
China RoHS 2 Directive MIIT Order No 32, 2016	No Restricted Materials Above Threshold



EU REACH Regulation (EC) No. 1907/2006	Current ECHA Candidate List: JAN 2025 (247) Candidate List Declared Against: JAN 2025 (247) Does not contain REACH SVHC
Halogen Content	Not Low Halogen - contains Br or Cl > 900 ppm.
Solder Process Capability	Wave solder capable to 265°C

Product Compliance Disclaimer

This information is provided based on reasonable inquiry of our suppliers and represents our current actual knowledge based on the information they provided. This information is subject to change. The part numbers that TE has identified as EU RoHS compliant have a maximum concentration of 0.1% by weight in homogenous materials for lead, hexavalent chromium, mercury, PBB, PBDE, DBP, BBP, DEHP, DIBP, and 0.01% for cadmium, or qualify for an exemption to these limits as defined in the Annexes of Directive 2011/65/EU (RoHS2). Finished electrical and electronic equipment products will be CE marked as required by Directive 2011/65/EU. Components may not be CE marked. Additionally, the part numbers that TE has identified as EU ELV compliant have a maximum concentration of 0.1% by weight in homogenous materials for lead, hexavalent chromium, and mercury, and 0.01% for cadmium, or qualify for an exemption to these limits as defined in the Annexes of Directive 2000/53/EC (ELV). Regarding the REACH Regulation, the information TE provides on SVHC in articles for this part number is based on the latest European Chemicals Agency (ECHA) ‘Guidance on requirements for substances in articles’ posted at this URL: <https://echa.europa.eu/guidance-documents/guidance-on-reach>

Compatible Parts



TE Part # 6-520315-5
[TRIOMATE ASY V 15P LDFR](#)

Also in the Series | [TRIO-MATE](#)



[FFC Connectors\(66\)](#)

Customers Also Bought




TE Part #5-146128-6
08 MODII HDR SR SFMNT B/A .100



TE Part #5-146128-8
10 MODII HDR SR SFMNT B/A .100



TE Part #640387-9
09P MTA156 HDR ASSY SQ R/A



TE Part #1415366-1
PT5S7SB5




TE Part #1658610-4
09 POS HDF RCPT, MS, LEAD FREE




TE Part #1879208-1
CPF 0402 10R 0.1% 25PPM 1K RL



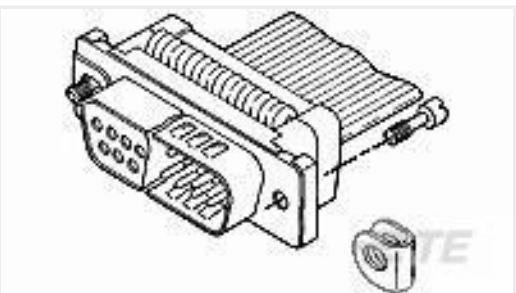
TE Part #3-1971906-3
HEADER ASSY 6POS,KEYING-C,NEW GIC3.3



TE Part #6-2176331-1
CRGP 2512 1M0 1%



TE Part #8-2176421-6
TLRP 2512 2.0W R047 1% 75PPM 4K RL



TE Part #5746881-1
MALE SCREW RETAINER KIT

Documents

Product Drawings

TRIOMATE ASSY V 7P L=3.556

English

CAD Files

3D PDF

3D

Customer View Model

ENG_CVM_CVM_5-520315-7_S.2d_dxf.zip

English

Customer View Model

ENG_CVM_CVM_5-520315-7_S.3d_igs.zip

English

Customer View Model

ENG_CVM_CVM_5-520315-7_S.3d_stp.zip

English

By downloading the CAD file I accept and agree to the [Terms and Conditions](#) of use.

Product Specifications



Trio-Mate Flat Flexible Discrete Circuit .100 Connectors

English

Application Specification

Japanese

Application Specification

English