



TRIO-MATE

TE Internal #: 5-520315-3
Connector Assembly, Wire-to-Board, 3 Position, 2.54 mm [.1 in]
Centerline, 1 Row, Vertical, Socket, Tray, TRIO-MATE, FFC
Connectors

[View on TE.com >](#)

Connectors > PCB Connectors > Wire-to-Board Connectors > FFC, FPC & Ribbon Connectors > FFC Connectors



FFC Connector Product Type: **Connector Assembly**
Connector System: **Wire-to-Board**
Number of Positions: **3**
Centerline (Pitch): **2.54 mm [.1 in]**
Number of Rows: **1**

Features

Product Type Features

Connector & Contact Terminates To	Printed Circuit Board
Connector & Housing Type	Receptacle
FFC Connector Product Type	Connector Assembly
Connector System	Wire-to-Board
Insertion Force Type	Low Insertion Force (LIF)

Configuration Features

Number of Positions	3
Number of Rows	1
PCB Mount Orientation	Vertical

Body Features

Primary Product Color	Black
-----------------------	-------

Contact Features

Contact Mating Area Plating Material	Tin (Sn)
Contact Base Material	Phosphor Bronze
PCB Contact Termination Area Plating Material	Tin
Contact Mating Area Plating Material Finish	Bright
Contact Type	Socket
Contact Current Rating (Max)	1 A



Termination Features

Termination Method to PCB	Through Hole - Solder
Termination Post & Tail Length	3.56 mm[.14 in]

Mechanical Attachment

PCB Mount Retention Type	Z Bend
Mating Alignment Type	Polarization
PCB Mount Retention	With
Mating Retention	Without
Mating Alignment	With
Panel Mount Feature	Without
Connector Mounting Type	Board Mount

Housing Features

Housing Material	Thermoplastic
Centerline (Pitch)	2.54 mm[.1 in]
FFC Cable Entry	Vertical

Dimensions

PCB Thickness (Recommended)	1.57 mm[.062 in]
-----------------------------	------------------

Usage Conditions

Operating Temperature Range	-55 – 105 °C[-67 – 221 °F]
-----------------------------	----------------------------

Operation/Application

Circuit Application	Signal
---------------------	--------

Industry Standards

UL Flammability Rating	UL 94V-0
------------------------	----------

Packaging Features

Packaging Quantity	1380
Packaging Method	Tray

Product Compliance

For compliance documentation, visit the product page on TE.com>

EU RoHS Directive 2011/65/EU	Compliant
EU ELV Directive 2000/53/EC	Compliant
China RoHS 2 Directive MIIT Order No 32, 2016	No Restricted Materials Above Threshold



EU REACH Regulation (EC) No. 1907/2006

Current ECHA Candidate List: JAN 2025 (247)
Candidate List Declared Against: JAN 2025 (247)
Does not contain REACH SVHC

Halogen Content

Not Low Halogen - contains Br or Cl > 900 ppm.

Solder Process Capability

Wave solder capable to 265°C

Product Compliance Disclaimer

This information is provided based on reasonable inquiry of our suppliers and represents our current actual knowledge based on the information they provided. This information is subject to change. The part numbers that TE has identified as EU RoHS compliant have a maximum concentration of 0.1% by weight in homogenous materials for lead, hexavalent chromium, mercury, PBB, PBDE, DBP, BBP, DEHP, DIBP, and 0.01% for cadmium, or qualify for an exemption to these limits as defined in the Annexes of Directive 2011/65/EU (RoHS2). Finished electrical and electronic equipment products will be CE marked as required by Directive 2011/65/EU. Components may not be CE marked. Additionally, the part numbers that TE has identified as EU ELV compliant have a maximum concentration of 0.1% by weight in homogenous materials for lead, hexavalent chromium, and mercury, and 0.01% for cadmium, or qualify for an exemption to these limits as defined in the Annexes of Directive 2000/53/EC (ELV). Regarding the REACH Regulation, the information TE provides on SVHC in articles for this part number is based on the latest European Chemicals Agency (ECHA) ‘Guidance on requirements for substances in articles’ posted at this URL: <https://echa.europa.eu/guidance-documents/guidance-on-reach>

Compatible Parts



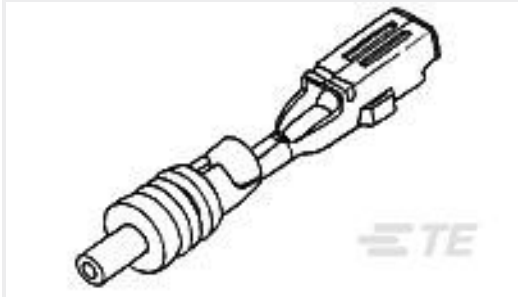
Also in the Series | **TRIO-MATE**



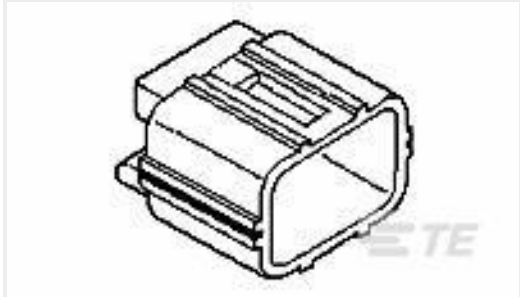
Customers Also Bought



TE Part #173090-2
[.070 ECONOSEAL PLUG ASSY 2P](#)



TE Part #173707-1
[E-J MK-2 070 REC CONT LP](#)



TE Part #174355-7
[070 ECONOSEAL MARK-2 P/CAP 2P](#)



TE Part #350689-3
[UMNL SOK 24-18 PTPPHBZ L/P](#)



TE Part #350706-7
[UMNL SPLIT PIN 24-18 AUBR L/P](#)



TE Part #2-382811-0
[ECONOMY SHUNT, 30 AU BLACK](#)




TE Part #2-1318120-3
[DYNAMIC D2100 REC HSG 3P SGL Y](#)



TE Part #3-1414937-3
[V23134J0065X497-EV-CBOX](#)



TE Part #2-2176231-8
[3522 130R 1% 3W](#)



TE Part #2337236-2
[TACT MINI GW 5.2X5.2X0.8 160GF](#)

Documents

Product Drawings

[TRIOMATE ASSY V 3P L=3.556LDFR](#)

English

CAD Files

[3D PDF](#)

3D

Customer View Model

[ENG_CVM_CVM_5-520315-3_S.2d_dxf.zip](#)

English

Customer View Model

[ENG_CVM_CVM_5-520315-3_S.3d_igs.zip](#)

English

Customer View Model

[ENG_CVM_CVM_5-520315-3_S.3d_stp.zip](#)

English

By downloading the CAD file I accept and agree to the [Terms and Conditions](#) of use.

Product Specifications



Trio-Mate Flat Flexible Discrete Circuit .100 Connectors

English

Application Specification

Japanese

Application Specification

English