

1SET311718R0000

ENTRELEC | M8 Connector

TE Internal #: 1SET311718R0000

TE Internal Description: M8-MR-4P-M12-FS-PUR-1.0

[View on TE.com >](#)



Cable Assemblies > Copper Cable Assemblies > M8/M12 Cable Assemblies



Cable Assembly Length: 1 m [3.2 ft]
M8/M12 Application Type: **Sensor/Actuator**
Number of Positions: 4
Connector & Keying Code: **A**
Cable Assembly Type: **M8 to M12**

Features

Product Type Features

Cable Assembly Type	M8 to M12
Cable Assembly (End A)	M8 Plug
Cable Assembly (End B)	M12 Socket

Configuration Features

Number of Positions	4
---------------------	---

Electrical Characteristics

Operating Voltage	30 VDC
-------------------	--------

Body Features

Jacket Material	PUR
Connector Color (End B)	Black
Connector Color (End A)	Black
Conductor Material	Copper Alloy
Cable Color	Gray
Wire Color (Base)	Brown-White-Blue-Black
Connector & Keying Code	A



Contact Features

Contact Current Rating (Max)	3 A
------------------------------	-----

Mechanical Attachment

Thread Size	M8 x M12
Connector Orientation (End A)	Right Angle
Connector Orientation (End B)	Straight

Housing Features

Housing Material	Nylon GF
------------------	----------

Dimensions

Outside Cable Diameter	5 mm
Wire Size	24 AWG

Usage Conditions

Operating Temperature Range	-25 – 85 °C[-13 – 185 °F]
-----------------------------	---------------------------

Operation/Application

M8/M12 Application Type	Sensor/Actuator
Shielded	No

Packaging Features

Packaging Method	Box
------------------	-----

Other

Field Serviceable	Yes
Cable Assembly Length	1 m[3.2 ft]
Cable Assembly Configuration	Double Ended

Product Compliance

For compliance documentation, visit the product page on TE.com>

EU RoHS Directive 2011/65/EU	Compliant with Exemptions
EU ELV Directive 2000/53/EC	Compliant with Exemptions
China RoHS 2 Directive MIIT Order No 32, 2016	有害物质含量超出标准 Restricted Substance(s) Above Threshold
EU REACH Regulation (EC) No. 1907/2006	Current ECHA Candidate List: JUNE 2025 (250) Candidate List Declared Against: JAN 2025 (247)



SVHC > Threshold:
Pb (1.9% in 2505725083)

Article Safe Usage Statements:
Do not eat, drink or smoke when using this product. Wash thoroughly after handling. Recycle if possible and dispose of the article by following all applicable governmental regulations relevant to your geographic location.

Halogen Content	Not Low Halogen - contains Br or Cl > 900 ppm.
Solder Process Capability	Not reviewed for solder process capability

Product Compliance Disclaimer

This information is provided based on reasonable inquiry of our suppliers and represents our current actual knowledge based on the information they provided. This information is subject to change. The part numbers that TE has identified as EU RoHS compliant have a maximum concentration of 0.1% by weight in homogenous materials for lead, hexavalent chromium, mercury, PBB, PBDE, DBP, BBP, DEHP, DIBP, and 0.01% for cadmium, or qualify for an exemption to these limits as defined in the Annexes of Directive 2011/65/EU (RoHS2). Finished electrical and electronic equipment products will be CE marked as required by Directive 2011/65/EU. Components may not be CE marked. Additionally, the part numbers that TE has identified as EU ELV compliant have a maximum concentration of 0.1% by weight in homogenous materials for lead, hexavalent chromium, and mercury, and 0.01% for cadmium, or qualify for an exemption to these limits as defined in the Annexes of Directive 2000/53/EC (ELV). Regarding the REACH Regulation, the information TE provides on SVHC in articles for this part number is based on the latest European Chemicals Agency (ECHA) 'Guidance on requirements for substances in articles' posted at this URL: <https://echa.europa.eu/guidance-documents/guidance-on-reach>

Compatible Parts




TE Part # 1SET311830R0000
M8-FR-4P-M12-MS-PUR-1.0




TE Part # 1SET311774R0000
M8-FS-4P-M12-MS-PUR-1.0


Also in the Series | M8 Connector



Connector Hardware(4)



M8/M12 Cable Assemblies(2)



Standard Circular Connectors(106)

Documents

Product Drawings
M8-MR-4P-M12-FS-PUR-1.0
English



CAD Files

3D PDF

3D

Customer View Model

ENG_CVM_CVM_1SET311718R0000_A.2d_dxf.zip

English

Customer View Model

ENG_CVM_CVM_1SET311718R0000_A.3d_igs.zip

English

Customer View Model

ENG_CVM_CVM_1SET311718R0000_A.3d_stp.zip

English

By downloading the CAD file I accept and agree to the [Terms and Conditions](#) of use.

Datasheets & Catalog Pages

Infographic - entrelec ews-linecard

English

Catalog - ENTRELEC-M8-M12-RJ45

English

Product Specifications

Application Specification

English

Application Specification

English