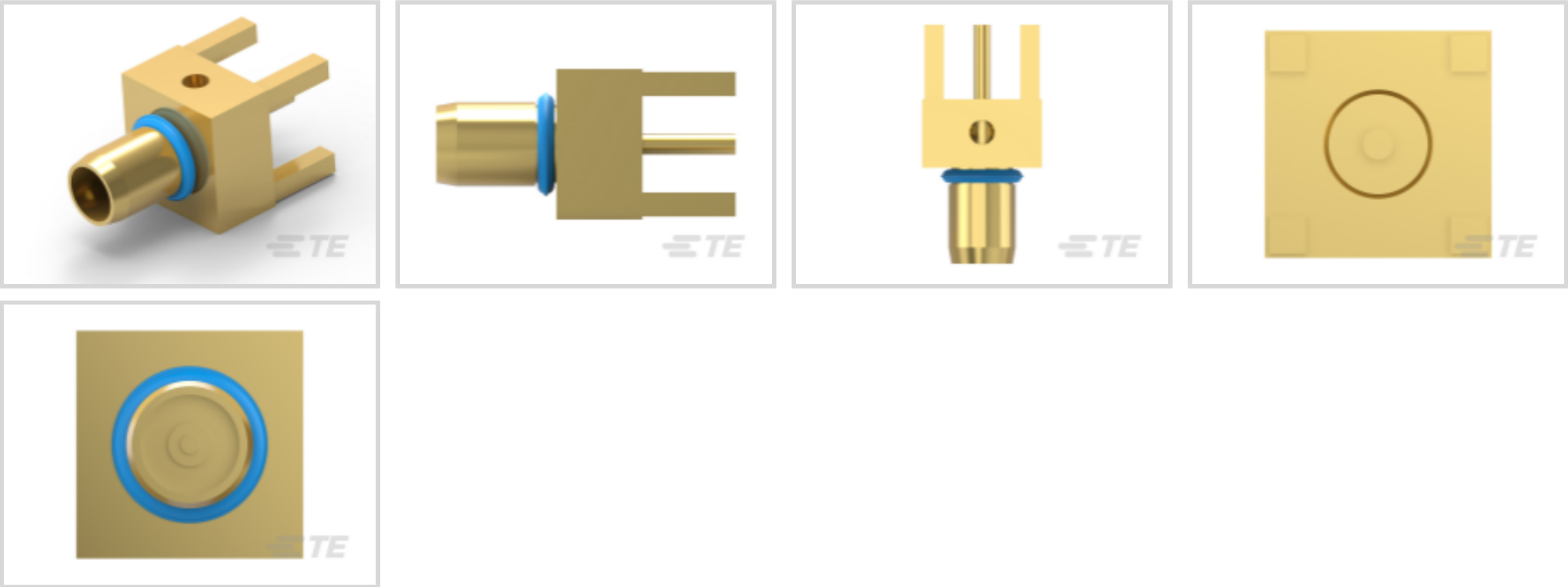




Connectors > RF Connectors > Coax Connectors



RF Interface: OSSP

RF Connector Style: Plug

RF Connector Mated Outer Diameter (Approximate): 5.33 mm [.21 in]

Impedance: 50 Ω

RF Connector Coupling Mechanism: Push-On

Features

Product Type Features

Connector Seal & Plug Type	O-Ring
RF Interface	OSSP
RF Connector Style	Plug
Connector System	Cable-to-Board
Sealable	Yes
Connector & Contact Terminates To	Printed Circuit Board

Configuration Features

PCB Mount Orientation	Vertical
Number of Positions	1
Number of Coaxial Contacts	1

Electrical Characteristics

Impedance	50 Ω
-----------	------

Body Features

Body Material	Stainless Steel
Body Material Finish	Plated
Body Plating Material	Gold



Contact Features

RF Connector Center Contact Underplating Material	Copper
RF Connector Center Contact Plating Material	Gold (Au)
RF Connector Center Contact Material	Beryllium Copper

Termination Features

Termination Method to PCB	Through Hole - Solder
Termination Post & Tail Length	3.9 mm[.155 in]

Mechanical Attachment

RF Connector Coupling Mechanism	Push-On
Connector Mounting Type	Board Mount
RF Contact Captivation Method	Epoxy
Detent	Without

Dimensions

Profile Height from PCB	8.7 mm[.343 in]
RF Connector Mated Outer Diameter (Approximate)	5.33 mm[.21 in]

Operation/Application

Operating Frequency Range	28 GHz
---------------------------	--------

Packaging Features

Packaging Method	Package
------------------	---------

Other

Gasket Material	Fluorosilicone
Dielectric Material	TFE Fluorocarbon

Product Compliance

[For compliance documentation, visit the product page on TE.com>](#)

EU RoHS Directive 2011/65/EU	Compliant with Exemptions
EU ELV Directive 2000/53/EC	Compliant with Exemptions
China RoHS 2 Directive MIIT Order No 32, 2016	Restricted Materials Above Threshold
EU REACH Regulation (EC) No. 1907/2006	Current ECHA Candidate List: JAN 2025 (247) Candidate List Declared Against: JUL 2021 (219) SVHC > Threshold:



Pb (.6% in Component Part)

Article Safe Usage Statements:
Do not eat, drink or smoke when using this product. Wash thoroughly after handling. Recycle if possible and dispose of the article by following all applicable governmental regulations relevant to your geographic location.




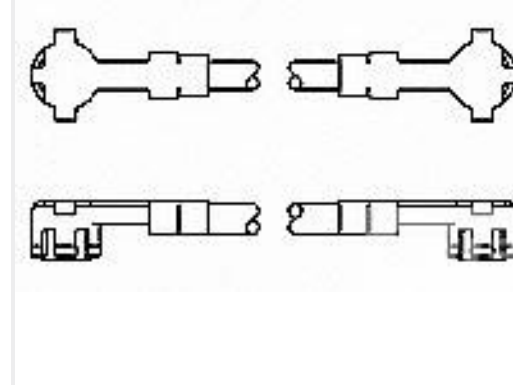




Halogen Content	Low Bromine/Chlorine - Br and Cl < 900 ppm per homogenous material. Also BFR /CFR/PVC Free
-----------------	--

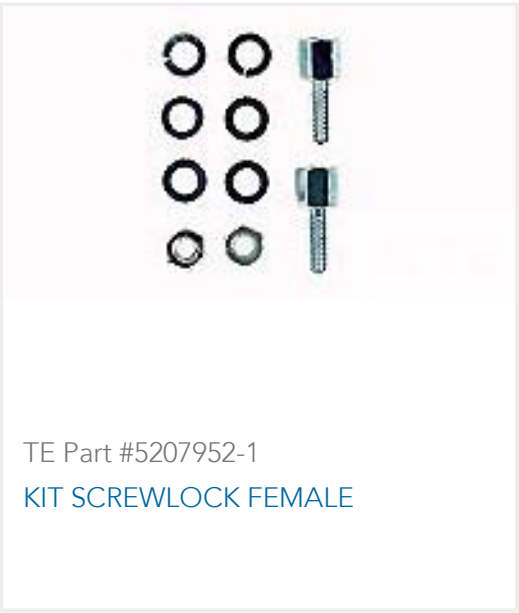
Solder Process Capability	Pin-in-Paste capable to 260°C
---------------------------	-------------------------------

Product Compliance Disclaimer

This information is provided based on reasonable inquiry of our suppliers and represents our current actual knowledge based on the information they provided. This information is subject to change. The part numbers that TE has identified as EU RoHS compliant have a maximum concentration of 0.1% by weight in homogenous materials for lead, hexavalent chromium, mercury, PBB, PBDE, DBP, BBP, DEHP, DIBP, and 0.01% for cadmium, or qualify for an exemption to these limits as defined in the Annexes of Directive 2011/65/EU (RoHS2). Finished electrical and electronic equipment products will be CE marked as required by Directive 2011/65/EU. Components may not be CE marked. Additionally, the part numbers that TE has identified as EU ELV compliant have a maximum concentration of 0.1% by weight in homogenous materials for lead, hexavalent chromium, and mercury, and 0.01% for cadmium, or qualify for an exemption to these limits as defined in the Annexes of Directive 2000/53/EC (ELV). Regarding the REACH Regulation, the information TE provides on SVHC in articles for this part number is based on the latest European Chemicals Agency (ECHA) 'Guidance on requirements for substances in articles' posted at this URL: <https://echa.europa.eu/guidance-documents/guidance-on-reach>

Customers Also Bought

 <p>TE Part #38941-12L CONT PIN</p>	 <p>TE Part #2560-201-2031L CONT PIN</p>	 <p>TE Part #5-747905-7 9 Rcpt Solder Cup, G/F w/ CN,</p>	 <p>TE Part #1064530-1 9960 1200 24</p>
 <p>TE Part #1757819-7 AMPLIMITE,ASY,PLUG,STD,109,ZN,2, CT</p>	 <p>TE Part #1757819-8 AMPLIMITE,ASY,PLUG,STD,109,ZN,3, CT</p>	 <p>TE Part #1757820-6 AMPLIMITE,ASY,RCPT,STD,109,ZN,1, CT</p>	 <p>TE Part #5205817-1 KIT SCREWLOCK FEMALE</p>



Documents

Product Drawings

4763 0000 00

English

CAD Files

3D PDF

3D

Customer View Model

ENG_CVM_CVM_1059919-1_C.2d_dxf.zip

English

Customer View Model

ENG_CVM_CVM_1059919-1_C.3d_igs.zip

English

Customer View Model

ENG_CVM_CVM_1059919-1_C.3d_stp.zip

English

By downloading the CAD file I accept and agree to the [Terms and Conditions](#) of use.

Datasheets & Catalog Pages

Blind Mate Connectors

English