

## TAMPER DETECTION SENSOR

TE Connectivity's polyvinylidene fluoride (PVDF) tamper detection sensors offer a complete solution in a space efficient form factor for the detection of physical tampering in small, high security enclosures. The sensor comes in the form of a multi-layer laminate that wraps around the electronics area requiring protection. Once properly adhered and connected, any attempt to physically open or penetrate the enclosure will trigger a detection. Detection of a tamper attempt can result in a customer-specified reaction such as the erasure of critical data, like encryption keys, or disabling the overall system. These tamper detection sensors are designed to allow the user to achieve FIPS 140-2 level 4 physical security compliance while meeting their specific requirements.

### Features

- **FIPS 140-2 Level 4 Certification**
- ITAR Compliant
- X-Rays Do Not Reveal Electrical Configuration
- High Security
- Space Efficient Protection
- Ultra-Low Power Consumption
- Easy to Apply
- Full Customization to Meet the Customer's Specific Requirements and Geometries

TE's tamper detection sensors can detect and report any breach of a physical perimeter that has been established around a defined asset. This includes breach by cutting tools, drills, thermal attacks, projectiles, and chemical attacks. It can also detect and report any attempt to remove, alter, bypass, disconnect, or disturb the tamper detection sensor itself. This includes interference from solvents, mechanical peeling, short circuit, rewire, and alteration of output signals.

### Applications

- Military/Defense
- Secure Electronics
- Telecommunications Equipment
- High Security Systems
- Key Loader
- Cryptographic/Encryption Device
- Hardware Security Module
- Data Center and Server Protection
- Credit Card Terminal
- Security Panel

[CLICK HERE >](#)  
**CONNECT WITH A SPECIALIST**

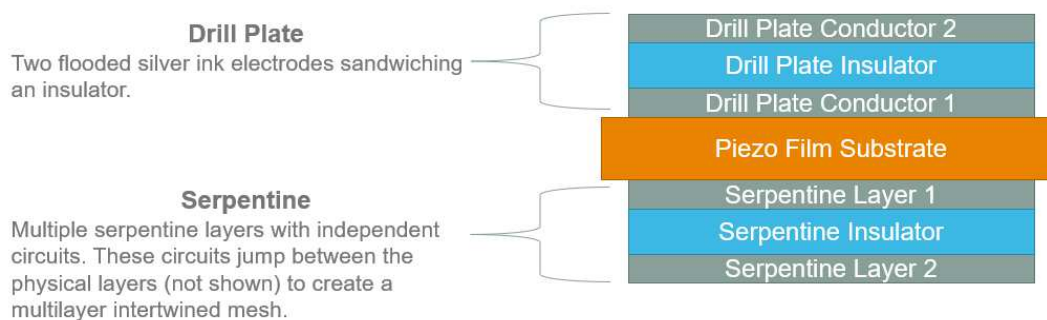
## PERFORMANCE SPECIFICATIONS

<b>Operating Temperature</b>	-40°C to 85°C
<b>Interface Options</b>	ZIF Connectors
	Zebra Connectors
	Anisotropic Tape
<b>Typical Monitoring Circuit</b>	2 Pins for each Serpentine
	2 Pins for the Drill Plates
<b>Minimum Size (h,w,l)*</b>	0.15" x 2" x 2"
<b>Maximum Size (h,w,l)*</b>	1.5" x 8" x 8"
<b>Typical Enclosure Material</b>	Aluminum w/ Hard Coat Anodization, Insulated Metals, Engineered Plastics
<b>Typical Thermal Conductivity (W/(mK))</b>	0.19

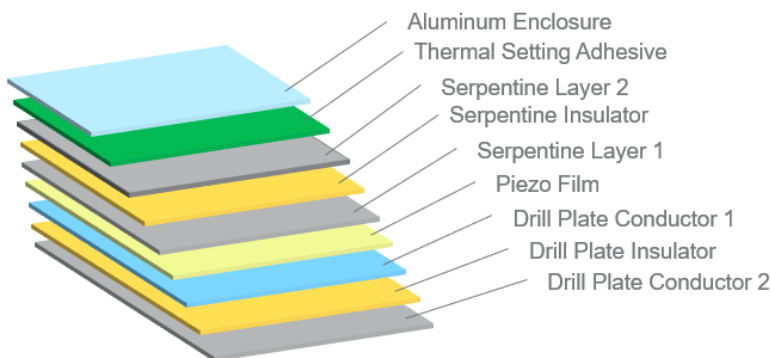
\*Other sizes available, please inquire

## CONSTRUCTION

The tamper detection sensor is a combination of two sensing techniques, both of which are placed onto a single piezo film substrate. This substrate has unique properties which enhance their effectiveness.



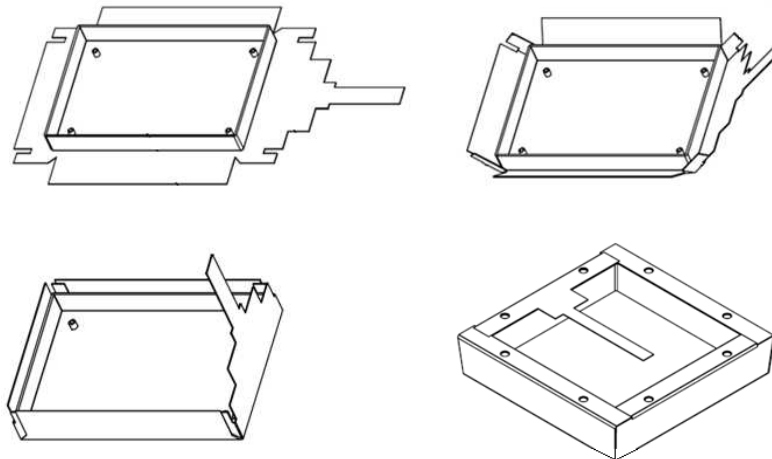
The printed tamper detection sensor is bonded to an aluminum housing using a thermal setting adhesive.



## TAMPER DETECTION

### ATTACHMENT TO ENCLOSURES

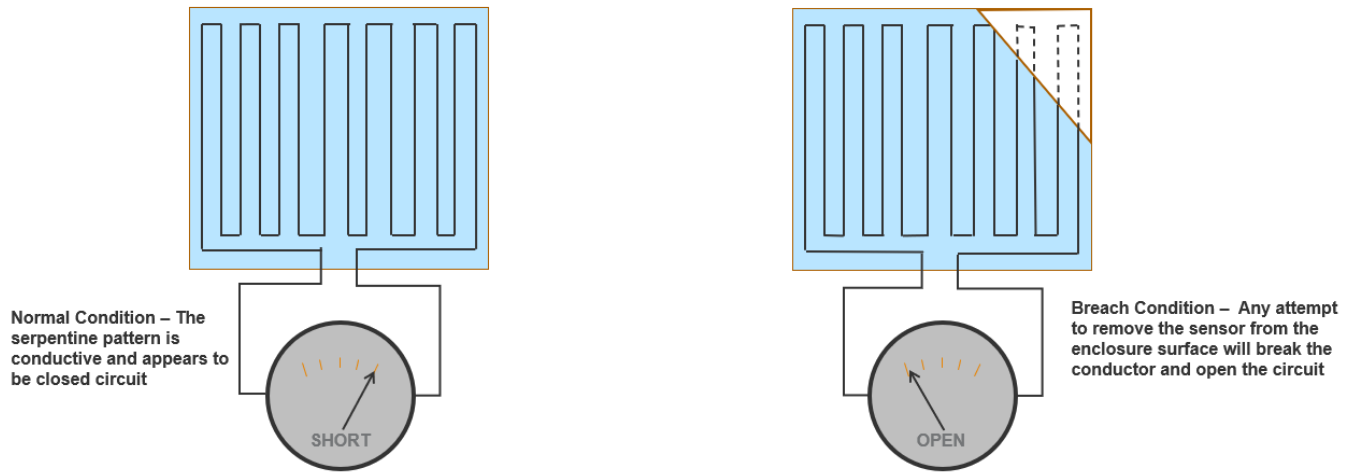
One side of the tamper detection sensor will have a thermal setting adhesive that provides a reliable attachment to an enclosure. The sensor is designed to have various folding features that provide complete coverage. Virtually every portion of the enclosure surface is covered by the sensor.



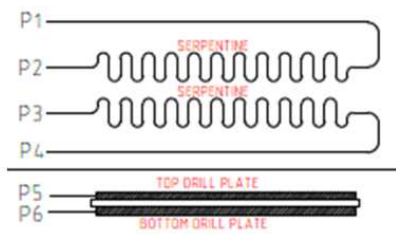
### HOW IT WORKS



## Serpentine Pattern



## Electronic Monitoring



The following should be monitored in this sample:  
(other configurations available)

- P1-P2 Normally Closed (N.C.)
- P3-P4 N.C.
- P1-P3 Normally Open (N.O.)
- P1-P5 N.O.
- P1-P6 N.O.
- P3-P5 N.O.
- P3-P6 N.O.
- P5-P6 N.O.

## TAMPER DETECTION

---

## ORDERING INFORMATION

Contact us for more information.

CLICK HERE ›  
**CONNECT WITH A SPECIALIST**

**NORTH AMERICA**  
Tel +1 800 522 6752

**EUROPE**  
Tel +31 73 624 6999

**ASIA**  
Tel +86 0400 820 6015

## **te.com/sensors**

TE Connectivity, TE, TE Connectivity (logo) and Every Connection Counts are trademarks. All other logos, products and/or company names referred to herein might be trademarks of their respective owners

The information given herein, including drawings, illustrations and schematics which are intended for illustration purposes only, is believed to be reliable. However, TE Connectivity makes no warranties as to its accuracy or completeness and disclaims any liability in connection with its use. TE Connectivity's obligations shall only be as set forth in TE Connectivity's Standard Terms and Conditions of Sale for this product and in no case will TE Connectivity be liable for any incidental, indirect or consequential damages arising out of the sale, resale, use or misuse of the product. Users of TE Connectivity products should make their own evaluation to determine the suitability of each such product for the specific application.

© 2021 TE Connectivity Corporation. All Rights Reserved.

Version 1 08/2023

