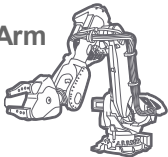


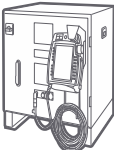


The applications for state-of-the-art Industrial Robots are growing all the time. From automotive and aircraft construction to the pharmaceutical industry, logistics, and metal or plastics processing — the latest generation of Industrial Robots can handle ever more complex tasks in a whole range of environments.


Equipment



Robot Arm

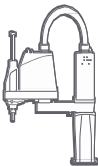


Servo Motor and Drive System

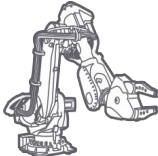


Robot Control Cabinet

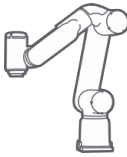
Sub-Systems




Articulated



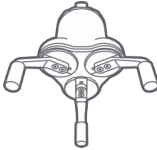
Articulated



Cobot



Controller and Teach Pendant Unit (TPU)



End-of-Arm Tool

TE Components	Articulated	Cobot	Selective Compliance Articulated Robot Arm (SCARA)	Controller and Teach Pendant Unit (TPU)	End-of-Arm Tool
ALCOSWITCH – PBES	X			X	
AMPMODU	X	X	X	X	X
Chassis Mount Resistors	X			X	
Cobot Torque Sensor		X	X	X	X
CPC	X	X	X	X	X
Dynamic Series	X	X	X	X	X
ENTRELEC DBL	X			X	
Force Guided Relays	X			X	
Heavy Duty Connector Solution Guide	X	X	X	X	X
HDC HMN	X	X	X	X	X
INTERCONTEC Connectors	X				
KMXP Series		X	X		X
M12	X	X	X	X	X
MicroCon	X	X	X	X	X
MicroStac				X	
MicroSpeed				X	
Mini-IO	X	X	X	X	X
Panel Label	X			X	
Potter & Brumfield SSR3 Product Listing Flyer	X			X	
Push Button Switches	X			X	
RJ45	X	X	X	X	X
Single Phase Filters EMC KEM KEH KEP KEV	X			X	
SMC	X	X	X	X	X
SMD/THT Resistors	X			X	
SPE	X	X	X	X	X
Terminals and Splices	X			X	