



TERMINALS & SPLICES

SELECTION GUIDE


TE Connectivity (TE) is your components provider for terminals and splices that help reduce cost, increase reliability, and enhance productivity. TE offers a broad portfolio of terminal and splice options, along with the tooling necessary for proper and efficient application to wire across multiple industries and applications. This selection guide will help you and your customers choose appropriate terminals and splices for their applications with access to additional information at te.com.



1

INDUSTRIAL


Industrial production today is shaped by a market that is changing at an unprecedented speed. From industrial control cabinets to material handling applications, TE's extensive industrial terminal and splices portfolio provide the basis for this flexible production — ensuring you are ready to meet the needs of the future head on.



2

AEROSPACE AND MILITARY

TE's high-performance terminals and splices are designed specifically to operate in extremely rigorous environments in military and aerospace applications. Our terminals and splices meet or exceed applicable industrial requirements and military specifications. Whether your application is a corporate jet, a helicopter, or a military aircraft, we are continually innovating to give you the best combination of cost, increased reliability, and performance.



3

COMMERCIAL

As a premier technology partner and a reliable strategic supplier, we deliver a broad range of innovative connectivity solutions for commercial products. TE terminals and splices provide a broad range of products for use in electric motors, white goods, garage door openers, HVAC systems, security equipment, small appliances and more.



1 2 3

COPALUM Terminals & Splices

- Catalog** • Terminate aluminum wire with a grease free, dry crimp technology
- Flyer** • Offer a 60% weight savings vs. copper terminals and 53% weight savings vs. drop-forged aluminum terminals with COPALUM Lite



1 3

FASTON Terminals

- Website** • Industry standard design supports quick application and reliable connections at a low cost
- Catalog** • Non-insulated, pre-insulated and post-insulated models accommodate a broad range of applications



1 2 3

PIDG Terminals & Splices

- Landing Page** • PIDG terminals have a copper sleeve for improved wire insulation support and vibration resistance
- Quick Reference Guide** • Serrations inside the wire barrel provide optimum tensile strength and maximum electrical contact area after crimping
- Sell Sheet**



1 2 3

SOLISTRAND Terminals & Splices


- Landing Page** • Provide a brazed seam for uniform metal strength around the entire barrel area to help ensure it can withstand harsh industrial environments
- Quick Reference Guide** • Dimples or serrations inside the wire barrel provide optimum tensile strength and maximum electrical contact area after crimping
- Sell Sheet**



1 3

Push Grip Wire Connectors

- Landing Page** • Enable visual termination through clear polycarbonate housings
- Flyer** • Help ease installation with tool-less, poke-in wire spliced design
- Terminate multiple wire gauges in a single splice connection



1 2 3

Double-Action Hand Tool


- Landing Page** • Provide consistent, highly-reliable terminations
- Catalog** • Help eliminate partial crimps with reliable ratchet control
- Video** • Enable maximum electrical and tensile performance of the crimped contact



1 2 3

TE OCEAN Applicator Tooling

- Landing Page** • TE OCEAN applicators are available for a vast variety of terminals from TE and other manufacturers
- Applicator Search Tool** • Manufactured from high grade tool steels, and processed through advanced CNC equipment for tight tolerances, our OCEAN applicators are made for high repeatability and fast throughput
- Video**



1 3

AMPLIVAR Terminals & Splices

- Landing Page** • Penetrate the magnet wire insulation while simultaneously terminating copper and aluminum wire (no need to pre-strip)
- Catalog** • Compression crimp provides a superior electrical connection free of contaminants such as stripper residue and solder flux



1 3

Positive Lock Receptacles and Housings

- Landing Page** • Help improve system safety and ease of assembly with low insertion and extraction forces
- Quick Reference Guide** • Deliver reliable electrical performance with enhanced contact surface design



1 3

PLASTI-GRIP Terminals & Splices


- Landing Page** • Offer a pre-insulated solution specifically designed to answer the need for inexpensive insulated electrical terminations
- Quick Reference Guide** • Provide a vinyl insulation sleeve that offers good dielectric strength and supports the wire insulation so that no bare wire is exposed
- Sell Sheet**



1 3

CoolSplice Connectors

- Landing Page** • Quick and easy installation, no need to strip wires and no special tools required, with IDC termination
- Flyer I** • Provide waterproof solution with IPX8 rating (2hrs 1m under water) for use in harsh environment
- Flyer II**



1 2

AMPOWER Terminals & Splices

- Landing Page** • Offer formidable strength and resistance to vibration suitable for their intended use
- Flyer** • Deliver maximum conductivity and excellent electric performance at a low installed cost



1 2 3

SDE PRO-CRIMPER III Tool & Die-Set

- Landing Page** • Enable dies to interchange in tools from portable hand tools, manual or battery-powered, to pneumatic hand tools and electric bench terminators
- Catalog** • Permit close tolerance controls on critical parts for better performance and repeatability
- Video**



1 3

Magnet Wire Machines

- Landing Page** • Terminate magnet wire pigtail splices, MAG-MATE and AMPLIVAR products, and more
- Catalog** • Provide high reliability with minimal wire preparation
- Video**

DESIGN NAVIGATOR

Product Name	APPLICATIONS			Wire Gauge Range (AWG, mm ²)	Barrel Type	Insulated/Uninsulated	Insulation Support	Tab Size	Stud Size	Width	Terminal Shape	Material Thickness	Wire Insulation Diameter	Type of Material	Plating	Maximum Operating Temperature	Voltage Rating	Packaging	Applicator Availability	Hand Tool Reference Numbers (see pages 18-19)	
	1 Industrial	2 Military / Aerospace	3 Commercial																		
AUTOMOTIVE, TRUCK, BUS & OFF-ROAD TERMINALS																					
PINS																					
AMPSEAL 16 HDSF Stamped and Formed Pin	•	•	•	20-14 AWG, .20-2.50mm ²	N/A	Insulated	Yes	1.58mm	N/A	N/A	Pin	N/A	.050-.155in, 1.27-3.67mm	Copper alloy	Nickel, Gold	125°C	N/A	Loose piece	Contact TE Application Tooling*	2, 13, 26	
Circular DIN 1.5mm Stamped and Formed Pin	•	•	•	.20-2.50mm ²	N/A	Insulated	Yes	1.5mm	N/A	N/A	Round	N/A	.047-.142in, 1.2-3.0mm	Gold, Silver, Tin	Gold, Silver, Tin	150°C	Varies	Reel	Contact TE Application Tooling*	N/A	
Circular DIN 2.5mm Stamped and Formed Pin	•	•	•	.20-2.50mm ²	N/A	Insulated	Yes	2.5mm	N/A	N/A	Round	N/A	.047-.142in, 1.2-3.0mm	Gold, Silver, Tin	Gold, Silver, Tin	150°C	Varies	Reel	Contact TE Application Tooling*	12	
DEUTSCH Solid Pin	•	•	•	20-4 AWG, .05-25.0mm ²	Closed	N/A	No	4, 8, 12, 16, 20	N/A	N/A	Pin	N/A	N/A	Copper alloy	Gold, Nickel, Palladium-Nickel w/ Gold flash, Tin	Varies	Varies	Loose piece	N/A	Catalog Reference	
DEUTSCH Stamped and Formed Pin	•	•	•	22-10 AWG, .035-6.0mm ²	Open	N/A	Yes	12, 16, 20	N/A	N/A	Pin	.010-.016in	.055-.204in, 1.30-5.18mm	Copper alloy	Gold, Nickel, Palladium-Nickel w/ Gold flash, Tin	Varies	Varies	Loose piece, reel	Contact TE Application Tooling*	Catalog Reference	
RECEPTACLES																					
AMP MCP 1.5K Stamped and Formed Receptacle	•	•	•	.20-1.50mm ²	N/A	Insulated	Yes	1.5x0.8mm	N/A	N/A	Box	N/A	.043-.094in, 1.1-2.4mm	Pre-Tin, selective Gold, selective Silver	Gold, Silver, Tin	150°C	Varies	Reel	Contact TE Application Tooling*	8, 12, 22, 30	
AMP MCP 1.5mm Sensor Flat Contact Stamped and Formed Receptacle	•	•	•	.35-2.0mm ²	N/A	Insulated	Yes	1.5K	N/A	N/A	Box	N/A	.063-.177in, 1.6-4.5mm	Pre-Tin, selective Gold, selective Silver	Gold, Silver, Tin	150°C	Varies	Reel	Contact TE Application Tooling*	8, 12, 22, 30	
AMP MCP 2.8 Stamped and Formed Receptacle	•	•	•	.35-4.0mm ²	N/A	Insulated	Yes	2.8	N/A	N/A	Box	N/A	.043-.118in, 1.1-3.0mm	CuNiSi, pre-Tin, selective Silver, selective Gold	Gold, Silver, Tin	150°C, 180°C version optional	Varies	Reel	Contact TE Application Tooling*	8, 22, 23, 28, 30, 39	
AMP MCP 2.8mm Sensor Flat Contact Stamped and Formed Receptacle	•	•	•	.35-4.0mm ²	N/A	Insulated	Yes	2.8	N/A	N/A	Box	N/A	.047-.197in, 1.2-5.0mm	CuNiSi, pre-Tin, selective Silver, selective Gold	Gold, Silver, Tin	150°C	Varies	Reel	Contact TE Application Tooling*	8, 22, 23, 28, 30, 39	
AMP MCP 6.3/4.8K Stamped and Formed Receptacle	•	•	•	.20-6.0mm ²	N/A	Insulated	Yes	6.3/4.8K	N/A	N/A	Box	N/A	.047-.177in, 1.2-4.5mm	CuNiSi, pre-Tin, Tin-Silver, selective Silver	Copper, Silver	150°C, 180°C version optional	Varies	Reel	Contact TE Application Tooling*	8, 12, 22, 30	
AMP MCP 9.5 Stamped and Formed Receptacle	•	•	•	3.0-16.0mm ²	N/A	Uninsulated	Yes	9.5	N/A	N/A	Box	N/A	.157-.319in, 4.0-8.1mm	CuNiSi, pre-Tin, Tin-Silver, selective Silver	Copper, Silver	150°C	Varies	Reel	Contact TE Application Tooling*	8, 12, 22, 30	
AMPSEAL 1.3mm Stamped and Formed Receptacle	•	•	•	20-16 AWG, .50-1.25mm ²	Closed	Insulated	Yes	1.3mm	N/A	N/A	Round	.3mm	.067-.106in, 1.7-2.7mm	Copper alloy	Tin, Gold	105°C	250 AC	Reel	Contact TE Application Tooling*	2, 13	
AMPSEAL 16 HDSF Stamped and Formed Receptacle	•	•	•	20-14 AWG, .20-2.50mm ²	N/A	Insulated	Yes	1.58mm	N/A	N/A	Receptacle	N/A	.050-.155in, 1.27-3.67mm	Copper alloy	Nickel, Gold	125°C	N/A	Loose piece	Contact TE Application Tooling*	2, 13, 26	
Superseal 1.0 Stamped and Formed Receptacle	•	•	•	.50-1.25mm ²	N/A	Insulated	Yes	1.0mm	N/A	N/A	Receptacle	N/A	1.6-2.4mm	Gold interface, Tin crimp	N/A	N/A	N/A	Loose piece	N/A	33	
SOCKETS																					
Circular DIN 1.5mm Stamped and Formed Socket	•	•	•	.20-2.50mm ²	N/A	Insulated	Yes	1.5mm	N/A	N/A	Round	N/A	.045-.118in, 1.15-3.0mm	Gold, Silver, Tin	Gold, Silver, Tin	150°C	Varies	Reel	Contact TE Application Tooling*	N/A	
Circular DIN 2.5mm Stamped and Formed Socket	•	•	•	.20-2.50mm ²	N/A	Insulated	Yes	2.5mm	N/A	N/A	Round	N/A	.045-.118in, 1.15-3.0mm	Gold, Silver, Tin	Gold, Silver, Tin	150°C	Varies	Reel	Contact TE Application Tooling*	12, 42	
DEUTSCH Solid Socket	•	•	•	20-4 AWG, .050-25.0mm ²	Closed	N/A	No	4, 8, 12, 16, 20	N/A	N/A	Socket	N/A	N/A	Copper alloy	Gold, nickel, palladium-nickel w/ Gold flash, Tin	Varies	Varies	Loose piece	N/A	Catalog Reference	
DEUTSCH Stamped and Formed Socket	•	•	•	22-10 AWG, .035-6.0mm ²	Open	N/A	Yes	12, 16, 20	N/A	N/A	Socket	.010-.016in	.051-.204in, 1.30-5.18mm	Copper alloy	Gold, nickel, palladium-nickel w/ Gold flash, Tin	Varies	Varies	Loose piece, reel	Contact TE Application Tooling*	Catalog Reference	
TAB TERMINALS																					
AMP MCP 1.5K Stamped and Formed Tab	•	•	•	.20-1.5mm ²	N/A	Insulated	Yes	1.6x6mm	N/A	N/A	Flat Blade	N/A	.047-.094in, 1.2-2.4mm	CuFe2, CuSn4, Gold, pre-Tin, selective Silver	Gold, Silver, Tin	150°C	Varies	Reel	Contact TE Application Tooling*	8, 12, 23	
AMP MCP 2.8 Stamped and Formed Tab	•	•	•	.20-4.0mm ²	N/A	Insulated	Yes	2.8x8mm	N/A	N/A	Flat Blade	N/A	.083-.126in, 2.1-3.2mm	CuSn, CuFe, pre-Tin, selective Gold, selective Silver	Gold, Silver, Tin	150°C	Varies	Reel	Contact TE Application Tooling*	2, 8, 9, 12, 13, 22	
AMP MCP 6.3/4.8K Stamped and Formed Tab	•	•	•	.50-6.0mm ²	N/A	Insulated	Yes	5.8x8mm	N/A	N/A	Flat Blade	N/A	.055-.146in, 1.4-3.7mm	CuSn, CuFe, pre-Tin, selective Silver	Copper, Silver	150°C, 180°C version optional	Varies	Reel	Contact TE Application Tooling*	8, 9, 12	
AMP MCP 9.5 Stamped and Formed Tab	•	•	•	3.0-10.0mm ²	N/A	Uninsulated	Yes	9.5x12mm	N/A	N/A	Flat Blade	N/A	.157-.319in, 4.0-8.1mm	CuSn, CuFe, pre-Tin, selective Silver	Copper, Silver	150°C	Varies	Reel	Contact TE Application Tooling*	8, 9, 12	
CRIMP WIRE PINS, TABS & FERRULES																					
FERRULES																					
DIN Tubular End Sleeve with Plastic Sleeve	•	•	•	20-13 AWG, .50-2.50mm ²	Closed	Insulated	Yes	N/A	N/A	N/A	N/A	N/A	.094-.157in, 2.4-4.0mm	Copper	Tin	N/A		Designed to handle the voltage rating for the assigned wire	Bag	N/A	16, 17, 20, 21, 31
DIN Wire Ferrules	•	•	•	20-7 AWG, .50-10mm ²	Closed	Insulated	Yes	N/A	N/A	N/A	N/A	N/A	.091-.287in, 2.3-7.3mm	Copper	Tin	N/A		Designed to handle the voltage rating for the assigned wire	Box, reel	Contact TE Application Tooling*	16, 17, 20, 21, 31
Double Wire Ferrules	•	•	•	2 x 20-11 AWG, 2 x .50-4mm ²	Closed	Insulated	Yes	N/A	N/A	N/A	N/A	N/A	.083-.161in, 2.1-4.1mm	Copper	Tin	N/A		Designed to handle the voltage rating for the assigned wire	Bag, loose piece	N/A	16, 17, 20, 21, 31
SHUR-PLUG RECEPTACLES																					
PIDG Shur-Plug	•	•	•	16-14 AWG, 1.04-2.62mm ²	Closed	Insulated	Yes	N/A	N/A	0.156in, 3.96mm	Shur-Plug	N/A	.157-.170in, 3.99-4.32mm	Copper	Tin	105°C, PVF2 up to 150°C	300V	Loose piece, small pack, tape mounted	Contact TE Application Tooling*	4	
PLASTI-GRIP Shur-Plug	•	•	•	22-14 AWG, .26-2.62mm ²	Closed	Insulated	Yes	N/A	N/A	N/A	Shur-Plug	.033in, .84mm	.140-.170in, 3.56-4.32mm	Copper	Tin	105°C	600V	Loose piece, tape mounted	Contact TE Application Tooling*	1, 2, 3, 4, 5	
TAB TERMINALS																					
PIDG Tabs	•	•	•	22-10 AWG, .26-6.4mm ²	Closed	Insulated	Yes	N/A	N/A	0.140-0.225in, 3.56-5.72mm	Tab	N/A	.033-.042in, .84-1.07mm	Copper	Tin	105°C, PVF2 up to 150°C	300V	Loose piece	N/A	1, 2, 3, 4, 5, 6, 7	
PLASTI-GRIP Tab	•	•	•	22-16 AWG, .26-1.65mm ²	Closed	Insulated	Yes	N/A	N/A	0.116-0.165in, 2.95-4.20mm	Tab	N/A	.070-.071in, 1.78-1.80mm	Copper	Tin	105°C	600V	Loose piece, tape mounted	N/A	1, 2, 3, 4, 5, 6, 7	
SOLISTRAND Tab Tongue Terminals	•	•	•	22-8 AWG, .26-10.5mm ²	Closed	Uninsulated	No	N/A	N/A	0.125-0.221in, 3.18-5.61mm	Tab	N/A	.033-.051in, .84-1.30mm	Copper	Tin	170°C		Designed to handle the voltage rating for the assigned wire	Loose piece	N/A	1, 2, 3, 7, 10, 14
WIRE PINS																					
PLASTI-GRIP Formed Wire Pin	•	•	•	22-16AWG, .33-1.31mm ²	Closed	Insulated	Yes	N/A	N/A	0.071-0.102in, 1.80-2.60mm	N/A	N/A	.070-.071in, 1.78-1.80mm	Copper	Tin	105°C	600V	Loose piece, tape mounted	N/A	1, 2, 3, 4, 5, 6, 7	
SOLISTRAND Wire Pin	•	•	•	22-4 AWG, .26-21mm ²	Closed	Uninsulated	No	N/A	N/A	0.017in, 1.8mm	N/A	N/A	N/A	Copper	Tin	170°C		Designed to handle the voltage rating for the assigned wire	Loose piece, small pack	N/A	1, 3, 41
MAGNET WIRE SPLICES																					
PIGTAIL SPLICES																					
AMPLIVAR Miniature Splice: Pigtail Type	•	•	•	27-18 AWG, .10-.80mm ²	Open	Uninsulated	No	N/A	N/A	0.055-0.080in, 1.40-1.78mm	N/A	N/A	.012-.016in, .30-.41mm	Brass, Copper-Nickel	Tin, unplated	150°C		Rated according to terminated winding	Reel	See Featured Products (Page 3)	N/A
AMPLIVAR Splice: 5 Serrations- Pigtail Type	•	•	•	20-17 AWG, .52-1.00mm ²	Open	Uninsulated	No	N/A	N/A	0.100in, 2.54mm	N/A	N/A	.016in, .41mm	Brass	Tin	150°C		Rated according to terminated winding	Reel	See Featured Products (Page 3)	N/A
AMPLIVAR Splice: 7 Serrations- Pigtail Type	•	•	•	22-9 AWG, .38-6.38mm ²	Open	Uninsulated	No	N/A	N/A	0.110-0.180in, 2.79-4.57mm	N/A	N/A	.020-.025in, .51-.64mm	Brass	Tin, unplated	150°C		Rated according to terminated winding	Reel	See Featured Products (Page 3)	N/A
AMPLIVAR Splice: 9 Serrations- Pigtail Type	•	•	•	24-6.5 AWG, .26-9.45mm ²	Open	Uninsulated	No	N/A	N/A	0.080-0.250in, 2.03-6.35mm	N/A	N/A	.016-.030in, .41-.76mm	Brass	Tin	150°C		Rated according to terminated winding	Reel	See Featured Products (Page 3)	N/A
THRU SPLICES																					
AMPLIVAR Splice: 5 Serrations- Thru Type	•	•	•	22-9 AWG, .38-6.38mm ²	Open	Uninsulated	No	N/A	N/A	0.110-0.300in, 5.08-7.62mm	N/A	N/A	.020-.025in, .51-.64mm	Brass	Tin, unplated	150°C		Rated according to terminated winding	Reel	See Featured Products (Page 3)	N/A
AMPLIVAR Splice: 7 Serrations- Thru Type	•	•	•	22-15.5 AWG, .38-1.54mm ²	Open	Uninsulated	No	N/A	N/A	0.110in, 2.79mm	N/A	N/A	.020in, .51mm	Brass	Tin	150°C		Rated according to terminated winding	Reel	See Featured Products (Page 3)	N/A
AMPLIVAR Subminiature Splice: Thru or Pigtail Type	•	•	•	30-19 AWG, .05-.60mm ²	Open	Uninsulated	No	N/A	N/A	0.042-0.070in, 1.08-1.78mm	N/A	N/A	.010-.016in, .25-.42mm	Brass	Gold, Tin	150°C		Rated according to terminated winding	Reel	See Featured Products (Page 3)	N/A
MAGNET WIRE TERMINALS																					
BLADE TERMINALS																					
AMPLIVAR 125 Blade Terminal	•	•	•	27-13.5 AWG, .10-2.5mm ²	Open	Uninsulated	No	.125x .020in, .318x .051mm	N/A	0.125in, 3.18mm	Blade	N/A	.013-.020in, .33-.51mm	Brass	Tin	150°C		Rated according to terminated winding	Reel	Contact TE Application Tooling*	N/A
CRIMP TERMINALS																					
MAG-MATE Mini Crimp Wire Barrel Terminal	•	•	•	38-30AWG, 1-.25mm ²	IDC Slot	Uninsulated	No	N/A	N/A	0.148in, 3.76mm	Wire Barrel	.010in, .25mm	N/A	Brass	Tin	110°C		Rated according to terminated winding	Reel	Contact TE Application Tooling*	N/A
F-CRIMP TERMINALS																					
MAG-MATE 187 Box F-Crimp Terminal	•	•	•	33-25AWG, .18-.46mm ²	IDC Slot	Uninsulated	Yes	.187in, 4.75mm	N/A	0.071-0.088in, 1.80-2.23mm	F-Crimp	N/A	.010-.012in, .25-.030mm	Brass	Tin	110°C		Rated according to terminated winding	Reel	Contact TE Application Tooling*	N/A
MAG-MATE 300 Box F-Crimp Terminal	•	•	•	33-17 AWG, .18-1.04mm ²	IDC Slot	Uninsulated	No	.300in, 7.62mm	N/A	0.135in, 3.4mm	F-Crimp	N/A	.012-.016in, .30-.41mm	Brass	Tin	110°C		Rated according to terminated winding	Reel	Contact TE Application Tooling*	N/A

DESIGN NAVIGATOR

Product Name	APPLICATIONS			Wire Gauge Range (AWG, mm²)	Barrel Type	Insulated/Uninsulated	Insulation Support	Tab Size	Stud Size	Width	Terminal Shape	Material Thickness	Wire Insulation Diameter	Type of Material	Plating	Maximum Operating Temperature	Voltage Rating	Packaging	Applicator Availability	Hand Tool Reference Numbers (see pages 18-19)
	Industrial	Military / Aerospace	Commercial																	
FLAG RECEPTACLES																				
AMPLIVAR 187 FASTON Flag Receptacle	•	•	•	24-14AWG, .51-1.63mm²	Open	Uninsulated	Yes	.187x.020-.032in, 4.75x.51-81mm	N/A	.232in, 5.90mm	Flag Receptacle	.020-.032in, .51-.81mm	.020-.040in, .51-1.02mm	Brass	Tin	150°C	Rated according to terminated winding	Reel	Contact TE Application Tooling*	N/A
AMPLIVAR 250 FASTON Flag Receptacle	•	•	•	20-10AWG, .52-3.47mm²	Open	Uninsulated	Yes	.250x.032in, 6.35x.81mm	N/A	.300in, 7.62mm	Flag Receptacle	.0157in, .4mm	.100-.150in, 2.54-3.81mm	Phosphor Bronze	Tin	150°C	Rated according to terminated winding	Reel	Contact TE Application Tooling*	N/A
LEAF TERMINALS																				
MAG-MATE Edge Leaf Terminal	•	•	•	33-17AWG, .18-1.12mm²	IDC Slot	Uninsulated	No	N/A	N/A	.124in, 3.15mm	Leaf	.013in, .32mm	N/A	Brass	Pre-Tin	110°C	Rated according to terminated winding	Reel	Contact TE Application Tooling*	N/A
MAG-MATE Terminal With Extended Leaf-Spring	•	•	•	33-17AWG, .18-1.12mm²	IDC Slot	Uninsulated	No	N/A	N/A	.136in, 3.45mm	Leaf	.013in, .32mm	N/A	Copper alloy	Pre-Tin	110°C	Rated according to terminated winding	Reel	Contact TE Application Tooling*	N/A
PCB TERMINALS																				
MAG-MATE 187 Box Posted PCB Terminal	•	•	•	33-22AWG, .18-.64mm²	IDC Slot	Uninsulated	No	.187in, 4.75mm	N/A	.090in, 2.29mm	PCB	.010-.012in, .25-.30mm	N/A	Brass	Tin	110°C	Rated according to terminated winding	Reel	Contact TE Application Tooling*	N/A
MAG-MATE 300 Box Posted PCB Solder Terminal	•	•	•	33-17 AWG, .185-1.15mm²	IDC Slot	Uninsulated	No	.300in, 7.62mm	N/A	.135in, 3.4mm	PCB	.010-.020in, .25-.51mm	N/A	Brass	Copper, Tin	110°C	Rated according to terminated winding	Reel	Contact TE Application Tooling*	N/A
MAG-MATE 300 Box Posted PCB Terminal	•	•	•	33-17 AWG, .185-1.12mm²	IDC Slot	Uninsulated	No	.300in, 7.62mm	N/A	.132in, 3.35mm	PCB	.031in, .81mm	N/A	Copper alloy	Tin	110°C	Rated according to terminated winding	Reel	Contact TE Application Tooling*	N/A
MAG-MATE Slim Line Posted PCB Multi-Spring Solderless Terminal	•	•	•	33-17 AWG, .18-1.12mm²	IDC Slot	Uninsulated	No	N/A	N/A	.132in, 3.35mm	PCB	.031in, .81mm	N/A	Copper alloy	Tin	110°C	Rated according to terminated winding	Reel	Contact TE Application Tooling*	N/A
MAG-MATE Slim Line Posted PCB SOLDER Terminal	•	•	•	33.5-19.5AWG, .17-.85mm²	IDC Slot	Uninsulated	No	.040x.024in, 1.00x.60mm	N/A	.132in, 3.35mm	PCB	.024in, .60mm	N/A	Brass	Tin	110°C	Rated according to terminated winding	Reel	Contact TE Application Tooling*	N/A
PIN RECEPTACLES																				
AMPLIVAR Pin Receptacle	•	•	•	29-16AWG, .07-1.4mm²	Open	Uninsulated	Varies	N/A	N/A	.084-.235in, 2.13-5.97mm	Pin Receptacle	.016in, 0.41mm	.040-.060in, 1.02-1.52mm	Brass, Phosphor Bronze	Tin	150°C	Rated according to terminated winding	Reel	Contact TE Application Tooling*	N/A
Cluster Blocks 2.29 Pin Receptacle	•	•	•	22-14AWG, .30-2.08mm²	Open	Insulated	Yes	N/A	N/A	.070-.180in, 1.78-4.57mm	Pin Receptacle	N/A	.051-.170in, 1.30-4.30mm	Phosphor Bronze	Tin	110°C	115/230V	Reel	Contact TE Application Tooling*	N/A
Cluster Blocks 3.18 Pin Receptacle	•	•	•	18-10AWG, .75-6.0mm²	Open	Insulated	Yes	N/A	N/A	.090-.180in, 2.29-4.57mm	Pin Receptacle	N/A	.090-.170in, 2.3-4.3mm	Phosphor Bronze	Tin	110°C	115/230V	Reel	Contact TE Application Tooling*	N/A
MAG-MATE Pin I/O Terminal	•	•	•	33-20 AWG, .18-.81mm²	IDC Slot	Uninsulated	No	N/A	N/A	.120-.280in, 3.05-7.11mm	Pin Receptacle	.010-.016in, .25-.41mm	N/A	Brass	Tin	110°C	Rated according to terminated winding	Reel	Contact TE Application Tooling*	N/A
MAG-MATE Pin Receptacle Terminal	•	•	•	30-18AWG, .25-1.02mm²	IDC Slot	Uninsulated	No	N/A	N/A	.132-.138in, 3.35-3.5mm	Pin Receptacle	.013in, .32mm	N/A	Brass	Tin, unplated	110°C	Rated according to terminated winding	Reel	Contact TE Application Tooling*	N/A
SIAMEZE Pin Terminal	•	•	•	34-18AWG, .16-1.02mm²	IDC Slot	Uninsulated	No	.039-.084in dia, 1.0-2.13mm dia	N/A	.146in, 3.71mm	Pin Receptacle	.020in, .51mm	N/A	Brass	Pre-Tin, unplated	110°C	Rated according to terminated winding	Loose piece, reel	Contact TE Application Tooling*	N/A
POKE-IN TERMINALS																				
MAG-MATE 187 Combination Poke-In FASTON Terminal	•	•	•	33-16 AWG, .23-1.30mm²	IDC Slot	Uninsulated	No	.187x.020in, 4.75x.51mm	N/A	.135in, 3.4mm	Poke-In	.020in, .51mm	N/A	Brass	Tin	110°C	Rated according to terminated winding	Reel	Contact TE Application Tooling*	N/A
MAG-MATE 300 Box Poke-In Terminal	•	•	•	35-17AWG, .16-1.15mm²	IDC Slot	Uninsulated	No	.135x.020in, 3.40x.50mm	N/A	.135-.455in, 3.4-11.56mm	Poke-In	.010-.016in, .25-.41mm	N/A	Brass	Tin	110°C	Rated according to terminated winding	Loose piece, reel, reel/carton	Contact TE Application Tooling*	N/A
MAG-MATE 500 Box Poke-In Terminal	•	•	•	23-13AWG, .26-2.62mm²	IDC Slot	Uninsulated	No	N/A	N/A	.281in, 7.14mm	Poke-In	.016in, .41mm	N/A	Brass	Tin	110°C	Rated according to terminated winding	Reel	Contact TE Application Tooling*	N/A
MAG-MATE Mini Poke-In Terminal	•	•	•	52-30AWG, .02-.25mm²	IDC Slot	Uninsulated	No	.060x.020in, 1.52x.51mm	N/A	.047-.060in, 1.20-1.52mm	Poke-In	.010in, .25mm	N/A	Brass	Tin	110°C	Rated according to terminated winding	Reel	Contact TE Application Tooling*	N/A
MAG-MATE Poke-In Tab	•	•	•	22-14AWG, .33-2.08mm²	IDC Slot	Uninsulated	Yes	N/A	N/A	Varies	Poke-In	.018-.020in, .46-.51mm	.040-.140in, 1.02-3.56mm	Brass	Pre-Tin, Tin	110°C	Rated according to terminated winding	Reel	Contact TE Application Tooling*	N/A
POST TERMINALS																				
MAG-MATE Mini Posted Terminal	•	•	•	38-30AWG, .10-.25mm²	IDC Slot	Uninsulated	No	N/A	N/A	.060in, 1.52mm	Post	.020in, 0.51mm	N/A	Premilled Brass	Tin	110°C	Rated according to terminated winding	Reel	Contact TE Application Tooling*	N/A
SIAMEZE Post Terminal	•	•	•	36-12AWG, .13-2.06mm²	IDC Slot	Uninsulated	No	.040x.020-.130x.032in, 1.02x.051-3.30x.81mm	N/A	.146-.280in, 3.71-7.11mm	Post	.020-.032in, .51-.81mm	N/A	Brass	Pre-Tin, Tin, unplated	110°C	Rated according to terminated winding	Loose piece, reel	Contact TE Application Tooling*	N/A
RING TONGUES																				
AMPLIVAR Alternator Eyelet Terminal	•	•	•	15AWG, 1.83mm²	Open	Uninsulated	Yes	N/A	#8	.342in, 8.69mm	Tab	.025in, 0.64mm	.150-.190in, 3.81-4.83mm	Brass	Tin	150°C	Rated according to terminated winding	Reel	Contact TE Application Tooling*	N/A
AMPLIVAR Ring Tongue Terminal	•	•	•	29-12AWG, .29-2.05mm²	Open	Uninsulated	Varies by part number	N/A	#6-10, 1/4-3/8"	.310-.645in, 7.87-16.38mm	Ring Tongue	.020-.028in, .51-.71mm	.040-.165in, 1.02-4.19mm	Brass, Lu-Bronze	Tin, unplated	150°C	Rated according to terminated winding	Reel	Contact TE Application Tooling*	N/A
AMPLIVAR Stud Retaining Terminal	•	•	•	18-11AWG, 1.024-2.3mm²	Open	Uninsulated	No	N/A	#2-10	.240-.342in, 6.1-8.69mm	Ring Tongue	.020-.025in, .51-.64mm	.085-.190in, 2.16-4.83mm	Brass	Tin, unplated	150°C	Rated according to terminated winding	Reel	Contact TE Application Tooling*	N/A
STRAIGHT RECEPTACLES																				
AMPLIVAR 187 FASTON Receptacle	•	•	•	20-16AWG, .52-1.3mm²	Open	Uninsulated	Yes	.187x.032in, 4.75x.81mm	N/A	.232in, 5.90mm	Straight Receptacle	.016in, .41mm	.050-.090in, 1.27-2.29mm	Phosphor Bronze	Tin	150°C	Rated according to terminated winding	Reel	Contact TE Application Tooling*	N/A
AMPLIVAR 250 FASTON Receptacle	•	•	•	24-14AWG, .51-1.71mm²	Open	Uninsulated	Yes	.250x.020-.032in, 6.35x.51-.81mm	N/A	.290in, 7.37mm	Straight Receptacle	.016in, .41mm	.050-.170in, 1.30-4.30mm	Brass	Tin, unplated	150°C	Rated according to terminated winding	Reel	Contact TE Application Tooling*	N/A
AMPLIVAR 250 Stator Receptacle- 7 Serrations	•	•	•	27-15AWG, .10-1.6mm²	Open	Uninsulated	No	.250x.032in, 6.35x.81mm	N/A	.070-.155in, 1.77-3.94mm	Straight Receptacle	.018in, .44mm	N/A	Brass	Tin	150°C	Rated according to terminated winding	Reel	Contact TE Application Tooling*	N/A
TAB TERMINALS																				
AMPLIVAR 187 FASTON Tab	•	•	•	27-12AWG, .1-3.0mm²	Open	Uninsulated	No	.187x.032in, 4.75x.81mm	N/A	.187in, 4.75mm	Tab	.016in, .41mm	.050-.090in, 1.27-2.29mm	Brass	Tin	150°C	Rated according to terminated winding	Reel	Contact TE Application Tooling*	N/A
AMPLIVAR 250 Series FASTON Tab	•	•	•	28-12AWG, .08-3.0mm²	Open	Uninsulated	No	.250x.020-.032in, 6.35x.51-.81mm	N/A	.250in, 6.35mm	Tab	.016in, .41mm	.050-.170in, 1.30-4.30mm	Brass	Tin	150°C	Rated according to terminated winding	Reel	Contact TE Application Tooling*	N/A
MAG-MATE 110 FASTON Tab	•	•	•	30-17 AWG, .25-1.15mm²	IDC Slot	Uninsulated	No	.110x.020in, 2.79x.51mm	N/A	.135in, 3.4mm	Tab	.020in, .51mm	N/A	Brass	Tin	110°C	Rated according to terminated winding	Reel	Contact TE Application Tooling*	N/A
MAG-MATE 187 Box Tab	•	•	•	30-22AWG, .25-.64mm²	IDC Slot	Uninsulated	No	.059x.032-.110x.020in, 1.50x.081-2.79x.51mm	N/A	.090in, 2.29mm	Tab	.020-.032in, .51-.81mm	N/A	Brass	Tin	110°C	Rated according to terminated winding	Reel	Contact TE Application Tooling*	N/A
MAG-MATE 187 Series FASTON Tab	•	•	•	33-13AWG, .18-1.83mm²	IDC Slot	Uninsulated	No	.187x.020-.187x.032in, 4.75x.51-4.75x.81mm	N/A	.135-.281in, 3.4-7.14mm	Tab	.020-.032in, .51-.81mm	N/A	Brass	Tin	110°C	Rated according to terminated winding	Reel	Contact TE Application Tooling*	N/A
MAG-MATE 250 Series FASTON Tab	•	•	•	33-12AWG, .18-2.05mm²	IDC Slot	Uninsulated	No	.250x.032in, 6.35x.81mm	N/A	.135-.280in, 3.4-7.11mm	Tab	.032in, .81mm	N/A	Brass	Tin	110°C	Rated according to terminated winding	Reel	Contact TE Application Tooling*	N/A
MAG-MATE 300 Box Tab	•	•	•	33-17 AWG, .18-1.12mm²	IDC Slot	Uninsulated	No	.062x.032-.125x.020in, 1.57x.81-3.17x.51mm	N/A	.135in, 3.4mm	Tab	.020-.032in, .51-.81mm	N/A	Brass	Tin	110°C	Rated according to terminated winding	Reel	Contact TE Application Tooling*	N/A
MAG-MATE Mini FASTON Tab	•	•	•	44-30AWG, .05-.25mm²	IDC Slot	Uninsulated	No	.187x.020in, 4.75x.51mm	N/A	.060in, 1.52mm	Tab	.020in, .51mm	N/A	Premilled Brass	Tin	110°C	Rated according to terminated winding	Reel	Contact TE Application Tooling*	N/A
MAG-MATE Slim Line 187 Series FASTON Tab	•	•	•	33-17 AWG, .18-1.15mm²	IDC Slot	Uninsulated	No	.187x.020-.187x.032in, 4.75x.51-4.75x.81mm	N/A	.135in, 3.4mm	Tab	.020in, .51mm	N/A	Brass	Tin	110°C	Rated according to terminated winding	Reel	Contact TE Application Tooling*	N/A
MAG-MATE Slim Line 250 Series FASTON Tab	•	•	•	33-17 AWG, .18-1.15mm²	IDC Slot	Uninsulated	No	.250x.032in, 6.35x.81mm	N/A	.135in, 3.4mm	Tab	.032in, .81mm	N/A	Brass	Tin	110°C	Rated according to terminated winding	Reel	Contact TE Application Tooling*	N/A
MAG-MATE Slim Line Offset Tab	•	•	•	33-31AWG, .18-.25mm²	IDC Slot	Uninsulated	No	.059x.032in, 1.50x.81mm	N/A	.220in, 5.59mm	Tab	.032in, .81mm	N/A	Brass	Tin	110°C	Rated according to terminated winding	Reel	Contact TE Application Tooling*	N/A
MAG-MATE Tab Receptacle Terminal	•	•	•	32-27AWG, .20-.36mm²	IDC Slot	Uninsulated	No	.070x.020in, 1.78x.51mm	N/A	.110in, 2.79mm	Tab	.010in, .25mm	N/A	Phosphor Bronze	Tin	110°C	Rated according to terminated winding	Reel	Contact TE Application Tooling*	N/A
SIAMEZE 110 Series FASTON Tab	•	•	•	36-18AWG, .13-1.02mm²	IDC Slot	Uninsulated	No	.110x.020-.110x.032in, 2.79x.51-2.79x.81mm	N/A	.146in, 3.71mm	Tab	.020-.032in, .51-.81mm	N/A	Brass	Pre-Tin, pre-Silver, unplated	110°C	Rated according to terminated winding	Loose piece, reel	Contact TE Application Tooling*	N/A
SIAMEZE 187 Series FASTON Tab	•	•	•	34-18AWG, .16-1.02mm²	IDC Slot	Uninsulated	No	.187x.020-.187x.032in, 4.75x.51-4.75x.81mm	N/A	.146in, 3.71mm	Tab	.020in, .51mm	N/A	Brass, Copper alloy	Pre-plated Tin, unplated	110°C	Rated according to terminated winding	Loose piece, reel	Contact TE Application Tooling*	N/A
SIAMEZE 250 Series FASTON Tab	•	•	•	36-12AWG, .13-2.03mm²	IDC Slot	Uninsulated	No	.250x.032in, 6.35x.81mm	N/A	.146-.315in, 3.71-8.00mm	Tab	.020-.032in, .51-.81mm	N/A	Brass	Pre-Tin, unplated	110°C	Rated according to terminated winding	Loose piece, reel	Contact TE Application Tooling*	N/A
WIRE-TO-BLADE RECEPTACLES																				
SIAMEZE Wire-to-Blade Receptacle	•	•	•	34-15AWG, .16-1.47mm²	IDC Slot	Uninsulated	No	N/A	N/A	.146-.480in, 3.71-12.19mm	Wire-to-Blade Receptacle	.020-.032in, .51-.81mm	N/A	Brass	Tin, unplated	110°C	Rated according to terminated winding	Loose piece, reel	Contact TE Application Tooling*	N/A
WIRE-TO-WIRE TERMINALS																				
SIAMEZE Wire-to-Wire Terminals	•	•	•	36-12AWG, .13-2.06mm²	IDC Slot	Uninsulated	No	N/A	N/A	.146-.280in, 3.71-7.11mm	Wire-to-Wire	.020-.032in, .51-.81mm	N/A	Brass	Tin, unplated	110°C	Rated according to terminated winding	Loose piece, reel	Contact TE Application Tooling*	N/A
QUICK DISCONNECT TERMINALS																				
FLAG RECEPTACLES																				
FASTON 110 F-Crimp Flag Receptacle	•	•	•	26-16AWG, .13-1.31mm²	Open	Uninsulated	Yes	.110x.020-.032in, 2.79x.51-81mm	N/A	.148-.150in, 3.76-3.81mm	Flag Receptacle	.010in, .25mm	.040-.100in, 1.02-2.54mm	Brass, Steel	Nickel, pre-Tin, Tin	250°C	Rated according to wire size and application	Reel	Contact TE Application Tooling*	N/A
FASTON 187 C-Crimp Receptacle	•	•	•	20-14AWG, .52-2.08mm²	Open	Uninsulated	Yes	.187x.020-.031in, 4.75x.51-81mm	N/A	.230in, 5.84mm	Flag Receptacle	.014-.016in, .36-.41mm	.090-.155in, 2.29-3.94mm	Brass	Tin	110°C	Rated according to wire size and application	Reel	Contact TE Application Tooling*	N/A

DESIGN NAVIGATOR

Product Name	APPLICATIONS			Wire Gauge Range (AWG, mm²)	Barrel Type	Insulated/Uninsulated	Insulation Support	Tab Size	Stud Size	Width	Terminal Shape	Material Thickness	Wire Insulation Diameter	Type of Material	Plating	Maximum Operating Temperature	Voltage Rating	Packaging	Applicator Availability	Hand Tool Reference Numbers (see pages 18-19)
	Industrial	Military / Aerospace	Commercial																	
FASTON 187 F-Crimp Flag Receptacle	•			22-14AWG, .33-2.08mm²	Open	Uninsulated	Yes	.187x.020-.032in, 4.75x51-.81mm	N/A	.221-.230in, 5.61-5.84mm	Flag Receptacle	.012-.016in, .31-.41mm	.060-.150in, 1.52-3.81mm	Brass, Steel	Nickel, Tin	250°C	Rated according to wire size and application	Reel	Contact TE Application Tooling*	N/A
FASTON 187 Tab-Lok Flag Receptacle	•			20-14AWG, .52-2.08mm²	Open	Uninsulated	Yes	.187x.020-.032in, 4.75x51-.81mm	N/A	.220in, 5.59mm	Flag Receptacle	.012-.014in, .31-.36mm	.110-.190in, 2.79-4.83mm	Brass, Steel	Nickel, Tin	250°C	Rated according to wire size and application	Reel	Contact TE Application Tooling*	N/A
FASTON 205 Flag Receptacle	•	•		20-14AWG, .52-2.08mm²	Open	Uninsulated	Yes	.205x.020-.032in, 5.21x51-.81mm	N/A		Flag Receptacle	.012-.016in, .31-.41mm	.110-.170in, 2.79-4.32mm	Brass	Tin, unplated	110°C	Rated according to wire size and application	Reel	Contact TE Application Tooling*	N/A
FASTON 250 F-Crimp Flag Receptacle	•			22-10AWG, .33- 5.26mm²	Open	Uninsulated	Yes	.250x.032in, 6.35x.81mm	N/A	.300-.318in, 7.62-8.08mm	Flag Receptacle	.016-.018in, .41-.46mm	.060-.220in, 1.52-5.59mm	Brass, Phosphor Bronze, Steel	Nickel, Silver, Tin, unplated	250°C	Rated according to wire size and application	Reel	Contact TE Application Tooling*	1, 8
FASTON 250 Tab-Lok Flag Receptacle	•			22-10AWG, .33- 5.26mm²	Open	Uninsulated	Yes	.250 x .032in, 6.35 x .81mm	N/A	.300-.318in, 7.62-8.08mm	Flag Receptacle	.016-.018in, .41-.46mm	.070-.265in, 1.78-6.73mm	Brass, Phosphor Bronze, Steel	Nickel, Silver, Tin, unplated	250°C	Rated according to wire size and application	Reel	Contact TE Application Tooling*	32
PIDG FASTON Flag Receptacle	•	•		22-14AWG, .26-2.62mm²	Closed	Insulated	Yes	.250x.032in, 6.35x.81mm	N/A	.300in, 7.62mm	Flag Receptacle	.020in, .51mm	.134-.157in, 3.40-3.99mm	Copper	Tin	105°C	300V	Loose piece, small pack	N/A	1, 2, 3, 4, 8
Positive Lock Mark I 250 Flag Receptacle	•			20-13AWG, .50-2.50mm²	Open	Uninsulated	Yes	.250x.032in, 6.35x.81mm	N/A	.291in, 7.39mm	Flag Receptacle	.016in, .41mm	.087-.170in, 2.21-4.30mm	Brass	Pre-Tin	110°C	Rated according to wire size and application	Reel	Contact TE Application Tooling*	1, 8, 43, 45, 47
Positive Lock Mark II 250 Flag Receptacle	•			22-10AWG, .3-6.0mm²	N/A	Uninsulated	Yes	.250x.032in, 6.35x.81mm	N/A	.307in, 7.80mm	Flag Receptacle	.016in, .41mm	.59-.205in, 1.50-5.20mm	Brass	Pre-Tin	110°C	Rated according to wire size and application	Reel	Contact TE Application Tooling*	1, 8, 43, 45, 47
Ultra-Fast Fully Insulated FASTON 187 Flag Receptacle	•			22-14AWG, .3-2.08mm²	Open	Insulated	No	.187x.020-.032in, 4.75x51-.81mm	N/A	.187in, 4.75mm	Flag Receptacle	.187in, 4.75mm	.165-.260in, 4.19-6.60mm	Copper alloy	Tin	150°C	600V	Loose piece, reel	Contact TE Application Tooling*	2, 13, 15
Ultra-Fast Fully Insulated FASTON 205 Flag Receptacle	•			22-18AWG, .3-0.8mm²	Open	Insulated	No	.205x.032in, 5.21x.81mm	N/A	.205in, 5.21mm	Flag Receptacle	.187in, 4.75mm	.165in, 4.19mm	Copper alloy	Tin	150°C	600V	Loose piece, reel	Contact TE Application Tooling*	2, 13, 15
Ultra-Fast Fully Insulated FASTON 250 Flag Receptacle	•			22-14AWG, .3-2.08mm²	Open	Insulated	No	.250x.032in, 6.35x.81mm	N/A	.250in, 6.35mm	Flag Receptacle	.187in, 4.75mm	.165-.260in, 4.19-6.60mm	Copper alloy	Tin	150°C	600V	Loose piece, reel	Contact TE Application Tooling*	2, 13, 15
Ultra-Pod Fully Insulated FASTON 187 Flag Receptacle	•			22-14AWG, .3-2.08mm²	Open	Insulated	Yes	.187x.020-.032in, 4.75x51-.81mm	N/A	.187in, 4.75mm	Flag Receptacle	.170in, 4.32mm	.060-.110in, 1.52-2.79mm	Brass	Tin	150°C	600V	Reel	Contact TE Application Tooling*	N/A
Ultra-Pod Fully Insulated FASTON 250 Flag Receptacle	•			22-14AWG, .3-2.08mm²	Open	Insulated	Yes	.250x.032in, 6.35x.81mm	N/A	.250in, 6.35mm	Flag Receptacle	.200in, 5.08mm	.050-.160in, 1.27-4.06mm	Brass, Steel	Nickel, Tin	150°C	600V	Reel	Contact TE Application Tooling*	N/A
HIGH TEMPERATURE TAB TERMINALS																				
FASTON 250 High Temperature Tab	•			22-15AWG, .3-1.5mm²	Open	Uninsulated	No	.312x.032in, 7.94x.81mm	N/A	.312in, 7.94mm	Tab	.032in, .81mm	N/A	Steel	Nickel	371C	Rated according to wire size and application	Reel	Contact TE Application Tooling*	N/A
FASTON 312 High Temperature Tab	•			22-15AWG, .3-1.5mm²	Open	Uninsulated	No	.250x.032in, 6.35x.81mm	N/A	.250, 6.35mm	Tab	.032in, .81mm	N/A	Steel	Nickel	371°C	Rated according to wire size and application	Reel	Contact TE Application Tooling*	N/A
KNIFE DISCONNECTS																				
AMPOWER Knife Quick Disconnect	•			1/0 AWG-777 MCM, 50-394mm²	Closed	Uninsulated	No	N/A	N/A	N/A	Round	N/A	N/A	Brass	Silver	200°C	UL486 Compliant	Loose piece	N/A	Catalog Reference
PCB TAB TERMINALS																				
FASTON 110 Printed Circuit Board Tab	•			N/A	N/A	Uninsulated	No	.110x.020in, 2.79x.51mm	N/A	.110in, 2.79mm	Tab	.020in, .51mm	N/A	Brass	Tin	110°C	Rated according to wire size and application	Reel	Contact TE Application Tooling*	N/A
FASTON 187 Printed Circuit Board Tab	•			N/A	N/A	Uninsulated	No	.187x.020in, 4.75x.51mm	N/A	.187in, 4.75mm	Tab	.020in, .51mm	N/A	Brass	Pre-Tin, Tin	110°C	Rated according to wire size and application	Reel	Contact TE Application Tooling*	N/A
FASTON 205 Printed Circuit Board Tab	•			N/A	N/A	Uninsulated	No	.205x.020in, 5.21x.51mm	N/A	.070-.160in, 1.78-4.06mm	Tab	.020in, .51mm	N/A	Brass	Tin	110°C	Rated according to wire size and application	Reel	Contact TE Application Tooling*	N/A
FASTON 250 Printed Circuit Board Tab	•			N/A	N/A	Uninsulated	No	.250x.032in, 6.35x.81mm	N/A	.377-.630in, 9.58-16.00mm	Tab	.032in, .81mm	N/A	Brass	Tin	110°C	Rated according to wire size and application	Reel	Contact TE Application Tooling*	N/A
STRAIGHT RECEPTACLES																				
FASTIN-FASTON 110 Receptacle	•			24-14AWG, 2-2.0mm²	Open	Uninsulated	Yes	.110x.032in, 2.79x.81mm	N/A	.146in, 3.71mm	Straight Receptacle	.032in, .81mm	.050-.120in, 1.27-3.05	Brass	Pre-Tin	105°C	250V	Reel	Contact TE Application Tooling*	1, 8, 9, 11, 16, 32, 27
FASTIN-FASTON 187 Receptacle	•			20-16AWG, 5-1.3mm²	Open	Uninsulated	Yes	Size: .187x.016in, 4.75x.41mm	N/A	.220in, 5.59mm	Straight Receptacle	.012in, .30mm	.090-.130in, 2.29-3.30mm	Brass	Pre-Tin	105°C	250V	Reel	Contact TE Application Tooling*	4, 8, 9, 11
FASTIN-FASTON 250 Receptacle	•			22-10AWG, .3-6.0mm²	Open	Uninsulated	Yes	.250x.032in, 6.35x.81mm	N/A	.295in, 7.49mm	Straight Receptacle	.012-.016in, .30-.41mm	.060-.210in, 1.52-5.33mm	Brass	Tin	105°C	250V	Reel	Contact TE Application Tooling*	1, 2, 4, 7, 8, 9, 11, 13, 27
FASTON 110 Straight Receptacle	•			26-14AWG, 13-2.08mm²	Open	Uninsulated	Yes	.110x.016-.032in, 2.79x.41-.81mm	N/A	.148-.150in, 3.76-3.81mm	Straight Receptacle	.010in, .25mm	.040-.190in, 1.02-4.83mm	Brass, Steel	Nickel, pre-Tin, Tin	250°C	Rated according to wire size and application	Reel	Contact TE Application Tooling*	1, 8, 9, 11, 16, 27, 32
FASTON 125 Straight Receptacle	•			22-18AWG, .33-.82mm²	Open	Uninsulated	Yes	.125x.020in, 3.18x.051mm	N/A	.160in, 4.05mm	Straight Receptacle	.010in, .25mm	.090-.110in, 2.29-2.79mm	Brass	N/A	110°C	Rated according to wire size and application	Reel	Contact TE Application Tooling*	N/A
FASTON 187 Straight Receptacle	•			24-14AWG, .20-2.08mm²	Open	Uninsulated	Yes	.187x .015-.032in, 4.75x.38-.81mm	N/A	.220-.225in, 5.59-5.72mm	Straight Receptacle	.012-.014in, .31-.36mm	.040-.230in, 1.02-5.84mm	Brass, Steel	Nickel, Tin	250°C	Rated according to wire size and application	Reel	Contact TE Application Tooling*	1, 24
FASTON 205 Straight Receptacle	•			26-14AWG, 13-2.08mm²	Open	Uninsulated	Yes	.205x.020-.032in, 5.21x.51-.81mm	N/A	.250in, 6.35mm	Straight Receptacle	.012-.016in, .31-.41mm	.050-.180in, 1.27-4.57mm	Brass, Phosphor Bronze	Tin, unplated	110C	Rated according to wire size and application	Reel	Contact TE Application Tooling*	1
FASTON 250 Straight Receptacle	•			26-8AWG, 13-8.37mm²	Open	Uninsulated	Varies by part number	.250x.032in, 6.35x.81mm	N/A	.300-.318in, 7.62-8.08mm	Straight Receptacle	.016-.018in, .41-.46mm	.030-.280in, .76-7.11mm	Brass, Phosphor Bronze, Steel	Nickel, Silver, unplated, Tin	250°C	Rated according to wire size and application	Reel	Contact TE Application Tooling*	1, 2, 7, 8, 13, 24, 32
FASTON 250/205 Printed Circuit Board Receptacle	•			N/A	N/A	Uninsulated	No	.205-.250x.016in, 5.21-6.35x.41mm	N/A	.205-.250in, 5.21-6.35mm	Straight Receptacle	.016in, .41mm	N/A	Brass	Tin	110°C	Rated according to wire size and application	Reel	Contact TE Application Tooling*	N/A
FASTON 312 Straight Receptacle	•			18-10AWG, .82-5.3mm²	Open	Uninsulated	Yes	.312x.032in, 7.92x.81mm	N/A	.357 in, 9.07mm	Straight Receptacle	.016-.018in, .41-.46mm	.090-.210in, 2.29-5.33mm	Brass	Silver, Tin, unplated	130°C	Rated according to wire size and application	Reel	Contact TE Application Tooling*	N/A
PIDG FASTON 110 Receptacle	•	•		22-18AWG, .26-.96mm²	Closed	Insulated	Yes	.110x.016-.032in, 2.79x.41-.81mm	N/A	.148in, 3.76mm	Straight Receptacle	.012in, .30mm	.110in, 2.79mm	Copper	Tin	105°C	300V	Loose piece, reel, tape mounted	Contact TE Application Tooling*	1, 2, 3, 4, 8
PIDG FASTON 110 Low Insertion Receptacle	•	•		26-14AWG, 12-2.62mm²	Closed	Insulated	Yes	.110x.012-.032in, 2.79x.30-.81mm	N/A	.160in, 4.05mm	Straight Receptacle	.016in, .41mm	.082-.170in, 2.08-4.32mm	Copper	Tin	105°C	300V	Loose piece, reel, tape mounted	Contact TE Application Tooling*	2, 6
PIDG FASTON 187 Low Insertion Receptacle	•	•		22-18AWG, .26-.96mm²	Closed	Insulated	Yes	.187x.020-.032in, 4.75x51-.81mm	N/A	.230in, 5.84mm	Straight Receptacle	.016in, .41mm	.140in, 3.68mm	Copper	Tin	105°C	300V	Loose piece, reel, tape mounted	Contact TE Application Tooling*	2, 6
PIDG FASTON 187 Receptacle	•	•		26-14AWG, 12-2.62mm²	Closed	Insulated	Yes	.187x.020-.032in, 4.75x.51-.81mm	N/A	.230-.235in, 5.84-5.97mm	Straight Receptacle	.016in, .41mm	.082-.250in, 2.08-6.35mm	Copper	Tin	105°C	300V	Loose piece, reel, tape mounted	Contact TE Application Tooling*	1, 2, 3, 4, 8
PIDG FASTON 205 Low Insertion Receptacle	•	•		22-18AWG, .26-.96mm²	Closed	Insulated	Yes	.205x.020-.032in, 5.21x.51-.81mm	N/A	.250in, 6.35mm	Straight Receptacle	.016in, .41mm	.135in, 3.43mm	Copper	Tin	105°C	300V	Loose piece, tape mounted	Contact TE Application Tooling*	2, 6
PIDG FASTON 205 Receptacle	•	•		22-14AWG, .26-2.62mm²	Closed	Insulated	Yes	.205x.020-.032in, 5.21x.51-.81mm	N/A	.250in, 6.35mm	Straight Receptacle	.016in, .41mm	.140-.170in, 3.56-4.32mm	Copper	Tin	105°C	300V	Loose piece, tape mounted	Contact TE Application Tooling*	2, 6
PIDG FASTON 250 Low Insertion Receptacle	•	•		22-14AWG, .26-2.62mm²	Closed	Insulated	Yes	.250x.032in, 6.35x.81mm	N/A	.300in, 7.62mm	Straight Receptacle	.016in, .41mm	.145-.175in, 3.68-4.39mm	Copper	Tin	105°C	300V	Loose piece, reel, tape mounted	Contact TE Application Tooling*	2, 6
PIDG FASTON 250 Receptacle	•	•		22-10AWG, .26-.64mm²	Closed	Insulated	Yes	.250x.032in, 6.35x.81mm	N/A	.300in, 7.62mm	Straight Receptacle	.018in, .44mm	.140-.250in, 3.56-6.35mm	Copper	Tin	105°C	300V	Loose piece, reel, tape mounted	Contact TE Application Tooling*	1, 2, 3, 4, 5, 7
PIDG FASTON Fully Insulated Receptacle	•	•		22-10AWG, .26-.64mm²	Closed	Insulated	Yes	.250x.032in, 6.35x.81mm	N/A	.375in, 9.53mm	Straight Receptacle	.016in, .41mm	.128-.225in, 3.25-5.72mm	Copper	Tin	105°C	300V	Loose piece	N/A	1, 2, 3, 4, 5
PIDG FASTON Positive Lock Receptacle	•	•		16-14AWG, 1.04-2.62mm²	Closed	Insulated	Yes	.250x.032in, 6.35x.81mm	N/A	.362in, 9.19mm	Straight Receptacle	.016in, .41mm	.190in, 4.83mm	Copper	Tin	105°C	300V	Loose piece	N/A	1, 2, 3, 4, 5
Positive Lock 110 Straight Receptacle	•			26-14AWG, 12-2.08mm²	Open	Uninsulated	Yes	.110x.020in, 2.79x.51mm	N/A	.148in, 3.76mm	Straight Receptacle	.010in, .25in	.040-.122in, 1.02-3.10mm	Brass	Pre-Tin	110°C	Rated according to wire size and application	Reel	Contact TE Application Tooling*	37
Positive Lock Mark I 250 Receptacle	•			20-10AWG, .52-5.26mm²	Open	Uninsulated	Yes	.250x.032in, 6.35x.81mm	N/A	.291in, 7.39mm	Straight Receptacle	.016in, .41mm	.090-.200in, 2.29-5.08mm	Brass	Pre-Tin	110°C	Rated according to wire size and application	Reel	Contact TE Application Tooling*	1, 8, 43, 45, 47
Positive Lock Mark II 187 Straight Receptacle	•			24-14AWG, .20-2.08mm²	Open	Insulated	Yes	.187x.020-.032in, 4.75x51-.81mm	N/A	.220in, 5.59mm	Straight Receptacle	.020-.032in, .51-.81mm	.060-.216in, 1.52-5.49mm	Brass, Phosphor Bronze	Nickel, pre-Tin, Tin	250°C	Rated according to wire size and application	Reel	Contact TE Application Tooling*	1, 24, 27, 44, 46, 48, 49
Positive Lock Mark II 250 Straight Receptacle	•			24-10AWG, .20-5.3mm²	Open	Uninsulated	Yes	.250x.020-.032in, 6.35x.51-.81mm	N/A	.300in, 7.62mm	Straight Receptacle	.016-.018in, .41-.46mm	.059-.200in, 1.50-5.08mm	Brass	Pre-Tin, Tin	110°C, 250°C	Rated according to wire size and application	Reel	Contact TE Application Tooling*	N/A
Positive Lock Mark III 187 Receptacle	•			22-14AWG, .3-2.08mm²	Open	Uninsulated	Yes	.187x.020-.032in, 4.75x51-.81mm	N/A	.234in, 5.94mm	Straight Receptacle	.020-.032in, .51-.81mm	.090-.200in, 2.29-5.08mm	Brass	Tin	110°C	Rated according to wire size and application	Reel	Contact TE Application Tooling*	1, 24, 27, 44, 46, 48, 49
Positive Lock Mark III 250 Receptacle	•			22-14AWG, .3-2.08mm²	Open	Uninsulated	Yes	.250x.032in, 6.35x.81mm	N/A	.300in, 7.62mm	Straight Receptacle	.016in, .041mm								

DESIGN NAVIGATOR

Product Name	APPLICATIONS			Wire Gauge Range (AWG, mm ²)	Barrel Type	Insulated/Uninsulated	Insulation Support	Tab Size	Stud Size	Width	Terminal Shape	Material Thickness	Wire Insulation Diameter	Type of Material	Plating	Maximum Operating Temperature	Voltage Rating	Packaging	Applicator Availability	Hand Tool Reference Numbers (see pages 18-19)
	Industrial	Military / Aerospace	Commercial																	
Ultra-Fast Fully Insulated FASTON 250 Receptacle	•	•	•	22-10AWG, -3-6.0mm ²	Open	Insulated	No	.250x.032in, 6.35x.81mm	N/A	.250in, 6.35mm	Straight Receptacle	.195-.250in, 4.95-6.35mm	.135-.320in, 3.43-8.13mm	Copper alloy	Tin	150°C	600V	Loose piece, reel	Contact TE Application Tooling*	2, 13, 15
Ultra-Fast Plus Fully Insulated FASTON 110/125 Receptacle	•	•	•	22-18AWG, -3-8mm ²	Open	Insulated	Yes	.110/.125x.020-.032in, 2.79/3.18x.51-.81mm	N/A	.110/.125in, 2.79/3.18mm	Straight Receptacle	.160in, 4.06mm	.060-.120in, 1.52-3.05mm	Copper alloy	Tin	150°C	600V	Loose piece, reel	Contact TE Application Tooling*	15
Ultra-Fast Plus Fully Insulated FASTON 187 Receptacle	•	•	•	22-14AWG, -3-2.08mm ²	Open	Insulated	Yes	.187x.020-.032in, 4.75x.51-.81mm	N/A	.187in, 4.75mm	Straight Receptacle	.165-.185in, 4.24-4.70mm	.060-.160in, 1.52-4.06mm	Copper alloy	Tin	150°C	600V	Loose piece, reel	Contact TE Application Tooling*	15
Ultra-Fast Plus Fully Insulated FASTON 250 Receptacle	•	•	•	22-14AWG, -3-2.08mm ²	Open	Insulated	Yes	.250x.032in, 6.35x.81mm	N/A	.250in, 6.35mm	Straight Receptacle	.195in, 4.95mm	.060-.160in, 1.52-4.06mm	Copper alloy	Tin	150°C	600V	Loose piece, reel	Contact TE Application Tooling*	15
Ultra-Pod Fully Insulated FASTON 110 Receptacle	•	•	•	22-18AWG, -3-8mm ²	Open	Insulated	Yes	.110x.020-.032in, 2.79x.51-.81mm	N/A	.110in, 2.79mm	Straight Receptacle	.151in, 3.83mm	.080-.120in, 2.03-3.05mm	Copper alloy	Tin	150°C	600V	Reel	Contact TE Application Tooling*	N/A
Ultra-Pod Fully Insulated FASTON 187 Receptacle	•	•	•	20-16AWG, -5-1.31mm ²	Open	Insulated	Yes	.187x.020-.032in, 4.75x.51-.81mm	N/A	.187in, 4.75mm	Straight Receptacle	.170in, 4.32mm	.090-.130in, 2.29-3.30mm	Brass	Tin	150°C	600V	Reel	Contact TE Application Tooling*	N/A
Ultra-Pod Fully Insulated FASTON 250 Receptacle	•	•	•	22-10AWG, -3-6.0mm ²	Open	Insulated	Yes	.250x.032in, 6.35x.81mm	N/A	.250in, 6.35mm	Straight Receptacle	.195in, 4.95mm	.090-.180in, 2.29-4.57mm	Brass, Steel	Nickel, Tin	150°C	600V	Reel	Contact TE Application Tooling*	N/A
Ultra-Pod Fully Insulated FASTON Positive Lock 187 Receptacle	•	•	•	18-14AWG, -8-2.08mm ²	Open	Insulated	Yes	.187x.020in, 4.75x.51mm	N/A	.187in, 4.75mm	Straight Receptacle	.186in, 4.72mm	.110-.180in, 2.79-4.57mm	Brass	Tin	150°C	600V	Reel	Contact TE Application Tooling*	N/A
Ultra-Pod Fully Insulated FASTON Positive Lock 250 Receptacle	•	•	•	18-14AWG, -8-2.08mm ²	Open	Insulated	Yes	.250x.032in, 6.35x.81mm	N/A	.250in, 6.35mm	Straight Receptacle	.205in, 5.21mm	.110-.180in, 2.79-4.57mm	Brass	Tin	150°C	600V	Reel	Contact TE Application Tooling*	N/A
STUD MOUNT TAB TERMINALS																				
FASTON 187 Stud Mount Type Tab	•	•	•	N/A	N/A	Uninsulated	No	.187x.020in, 4.75x.51mm	.130-.197in, 3.30-5.00mm	.187in, 4.75mm	Tab	.020in, .51mm	N/A	Brass	Tin	110°C	Rated according to wire size and application	Box, reel	Contact TE Application Tooling*	N/A
FASTON 205 Stud Mount Type Tab	•	•	•	N/A	N/A	Uninsulated	No	.205x.032in, 5.21x.81mm	.130-.145in, 3.30-3.68mm	.205in, 5.21mm	Tab	.032in, .81mm	N/A	Brass	N/A	110°C	Rated according to wire size and application	Reel	Contact TE Application Tooling*	N/A
FASTON 250 Stud Mount Type Tab	•	•	•	N/A	N/A	Uninsulated	No	.250x.032in, 6.35x.81mm	.097-.203in, 2.46-5.16mm	.250in, 6.35mm	Tab	.032in, .81mm	N/A	Brass	Tin	110°C	Rated according to wire size and application	Bag, reel	Contact TE Application Tooling*	N/A
TAB ADAPTERS																				
FASTON 187 Tab Adapter	•	•	•	N/A	N/A	Uninsulated	No	.187x.013-.032in, 4.75x.33-.81mm	N/A	.187in, 4.75mm	Tab	.013-.032in, .33-.81mm	N/A	Brass	Tin	110°C	Rated according to wire size and application	Reel	Contact TE Application Tooling*	N/A
FASTON 250 Tab Adapter	•	•	•	N/A	N/A	Uninsulated	No	.250x.032in, 6.35x.81mm	N/A	.301-.650in, 7.65-16.51mm	Tab	.016-.032in, .41-.81mm	N/A	Brass	Tin	110°C	Rated according to wire size and application	Reel	Contact TE Application Tooling*	N/A
TAB TERMINALS																				
FASTIN-FASTON 110 Tab	•	•	•	20-16AWG, -5-1.5mm ²	Open	Uninsulated	Yes	.110x.032in, 2.79x.81mm	N/A	.110in, 2.79mm	Tab	.032in, .81mm	.090-.120in, 2.30-3.05mm	Brass	Tin	105°C	250V	Reel	Contact TE Application Tooling*	8, 9, 11, 24, 36
FASTIN-FASTON 187 Tab	•	•	•	20-16AWG, -5-1.3mm ²	Open	Uninsulated	Yes	.187x.016in, 4.75x.41mm	N/A	.145in, 3.68mm	Tab	.016in, .41mm	.090-.130in, 2.29-3.30mm	Brass	Pre-Tin	105°C	250V	Reel	Contact TE Application Tooling*	N/A
FASTIN-FASTON 250 Tab	•	•	•	22-10AWG, -3-6.0mm ²	Open	Uninsulated	Yes	.250x.015in, 6.35x.38mm	N/A	.250in, 6.35mm	Tab	.015in, .38mm	.085-.170in, 2.16-4.32mm	Brass	Tin	105°C	250V	Reel	Contact TE Application Tooling*	1, 2, 4, 7, 8, 9, 11, 13, 24, 40
PIDG FASTON Positive Lock Tab	•	•	•	22-10AWG, -26- 6.64mm ²	Closed	Insulated	Yes	.250x.032in, 6.35x.81mm	N/A	.250in, 6.35mm	Tab	.032in, .81mm	.157-.256in, 3.99-6.50mm	Copper	Tin	105°C	300V	Loose piece, small pack	N/A	1
Pre-Insulated Sealed 250 Series FASTON Tab	•	•	•	16-14AWG, 1.04-2.62mm ²	Closed	Insulated	Yes	.250x.032in, 6.35x.81mm	N/A	N/A	Tab	.032in, .81mm	.190in, 4.83mm	Brass	Tin	N/A	N/A	Loose piece, small pack	N/A	51, 52
Ultra-Fast Fully Insulated FASTON 187 Tab	•	•	•	22-18AWG, -3-8mm ²	Open	Insulated	No	.187x.020-.032in, 4.75x.51-.81mm	N/A	.187in, 4.75mm	Tab	.250in, 6.35mm	.135in, 3.43mm	Copper alloy	Tin	150°C	600V	Loose piece, reel	Contact TE Application Tooling*	2, 13, 15
Ultra-Fast Fully Insulated FASTON 250 Tab	•	•	•	22-10AWG, -3-6.0mm ²	Open	Insulated	No	.250x.032in, 6.35x.81mm	N/A	.250in, 6.35mm	Tab	.290-.352in, 7.37-8.94mm	.135-.320in, 3.43-8.13mm	Copper alloy	Tin	150°C	600V	Loose piece, reel	Contact TE Application Tooling*	2, 13, 15
Ultra-Fast Plus Fully Insulated FASTON 187 Tab	•	•	•	22-18AWG, -3-8mm ²	Open	Insulated	Yes	.187x.020-.032in, 4.75x.51-.81mm	N/A	.187in, 4.75mm	Tab	.250in, 6.35mm	.060-.135in, 1.52-3.43	Copper alloy	Tin	150°C	600V	Loose piece, reel	Contact TE Application Tooling*	N/A
Ultra-Fast Plus Fully Insulated FASTON 250 Tab	•	•	•	22-14AWG, -3-2.08mm ²	Open	Insulated	Yes	.250x.032in, 6.35x.81mm	N/A	.250in, 6.35mm	Tab	.290in, 7.37mm	.060-.160in, 1.52-4.06mm	Copper alloy	Tin	150°C	600V	Loose piece, reel	Contact TE Application Tooling*	N/A
Ultra-Pod Fully Insulated FASTON 250 Tab	•	•	•	18-10AWG, -8-5.26mm ²	Open	Insulated	Yes	.250x.032in, 6.35x.81mm	N/A	.250in, 6.35mm	Tab	.275in, 6.99mm	.130-.200in, 3.81-5.08mm	Brass	Tin	150°C	600V	Reel	Contact TE Application Tooling*	N/A
TEST TAB TERMINALS																				
FASTON 110 Test Tab	•	•	•	N/A	N/A	Uninsulated	No	.110x.016-.032in, 2.79x.41-.81mm	.125-.145in, 3.18-3.68mm	.110in, 2.79mm	Tab	.016-.032in, .41-.81mm	N/A	Brass, Steel	Tin	250°C	Rated according to wire size and application	Reel	Contact TE Application Tooling*	N/A
FASTON 125 Test Tab	•	•	•	N/A	N/A	Uninsulated	No	.125x.020in, 3.18x.051mm	.125in, 3.18mm	.125in, 3.18mm	Tab	.020in, .51mm	N/A	Brass	N/A	110°C	Rated according to wire size and application	Reel	Contact TE Application Tooling*	N/A
FASTON 187 Test Tab	•	•	•	N/A	N/A	Uninsulated	No	.187x.020-.032in, 4.75x.51-.81mm	.125-.145in, 3.18-3.68mm	.187in, 4.75mm	Tab	.020-.032in, .51-.81mm	N/A	Brass, Steel	Tin	250°C	Rated according to wire size and application	Reel	Contact TE Application Tooling*	N/A
FASTON 205 Test Tab	•	•	•	N/A	N/A	Uninsulated	No	.205x.020-.032in, 5.21x.51-.81mm	.125-.145in, 3.18-3.68mm	.205in, 5.21mm	Tab	.020-.032in, .51-.81mm	N/A	Brass, Steel	Tin	250°C	Rated according to wire size and application	Bag, loose piece	N/A	N/A
FASTON 250 Test Tab	•	•	•	N/A	N/A	Uninsulated	No	.250 x .032in, 6.35 x .81mm	.125-.145in, 3.18-3.68mm	.250in, 6.35mm	Tab	.032in, .81mm	N/A	Brass, Steel	Tin	250°C	Rated according to wire size and application	Reel	Contact TE Application Tooling*	N/A
WELD TAB TERMINALS																				
FASTON 250 and 187 Weld Type Tab	•	•	•	N/A	Open	Uninsulated	No	.187-.250x.020-.032in, 4.75-6.35x.51-.81mm	N/A	.178-.250in, 4.75-6.35mm	Tab	.020-.032in, .51-.81mm	N/A	Steel	Nickel	250°C	Rated according to wire size and application	Reel	Contact TE Application Tooling*	N/A
WIRE CRIMP TAB TERMINALS																				
FASTON 060 Wire Crimp Tab	•	•	•	23-16AWG, -26-1.3mm ²	Open	Uninsulated	No	.060x.032in, 1.52x.81mm	N/A	.060in, 1.52mm	Tab	.032in, .81mm	N/A	Brass	Tin	110°C	Rated according to wire size and application	Reel	Contact TE Application Tooling*	N/A
FASTON 110 Wire Crimp Tab	•	•	•	26-16AWG, -13-1.31mm ²	Open	Uninsulated	Yes	.110x.020-.032in, 2.79x.51-.81mm	N/A	.110in, 2.79mm	Tab	.020-.032in, .51-.81mm	.070-.130in, 1.78-3.30mm	Brass	Pre-Tin, Tin, Tin plated over copper	110°C	Rated according to wire size and application	Reel	Contact TE Application Tooling*	N/A
FASTON 187 Wire Crimp Tab	•	•	•	22-14AWG, -33-2.08mm ²	Open	Uninsulated	Yes	.187x.020-.031in, 4.75x.51-.81mm	N/A	.187in, 4.75mm	Tab	.020-.032in, .51-.81mm	.080-.150in, 2.03-3.81mm	Brass	Tin, unplated	110°C	Rated according to wire size and application	Reel	Contact TE Application Tooling*	24
FASTON 205 Wire Crimp Tab	•	•	•	18-14AWG, -82-2.08mm ²	Open	Uninsulated	Yes	.205x.020in, 5.21x.51mm	N/A	.205in, 5.21mm	Tab	.020in, .51mm	.120-.150in, 3.05-3.81mm	Brass	Tin	110°C	Rated according to wire size and application	Reel	Contact TE Application Tooling*	N/A
FASTON 250 Wire Crimp Tab	•	•	•	22-12AWG, -33-3.31mm ²	Open	Uninsulated	Yes	.250x.032in, 6.35x.81mm	N/A	.250in, 6.35mm	Tab	.032in, .81mm	.080-.170in, 2.03-4.32mm	Brass	Tin	110°C	Rated according to wire size and application	Reel	Contact TE Application Tooling*	1
RING & SPADE TERMINALS																				
FLAG TONGUES																				
COPALUM Sealed Flag Terminal	•	•	•	1/0 AL-2/0 Cu	Closed	Uninsulated	Yes	N/A	3/8"	.850in, 21.59mm	Flag Tongue	.125in, 3.18mm	.500-.550in, 12.7-13.97mm	Copper	Tin	150°C	600V	Loose piece	N/A	Catalog Reference
PLASTI-GRIP Flag Tongue Terminal	•	•	•	20-10AWG, -41-6.64mm ²	Closed	Insulated	Yes	N/A	#10-14	.385-.500in, 9.78-12.70mm	Flag Tongue	.033-.050in, .84-1.27mm	.170-.280in, 4.32-7.11mm	Copper	Tin	105°C	600V	Loose piece	N/A	1
SOLISTRAND Flag Ring Tongue Terminal	•	•	•	16-4/0AWG, 1.04-117mm ²	Closed	Uninsulated	No	N/A	#8-10, 1/4"-1/2", M3.5-M12	.312-1.115in, 7.92-28.32mm	Flag Tongue	.033-.105in, .84-2.67mm	.085-.635in, 3.28-16.13mm	Copper	Tin	170°C	Designed to handle the voltage rating for the assigned wire	Loose piece	N/A	1, 7
FLANGED SPADE TONGUES																				
BUDGET Flanged Spade Tongue Terminal	•	•	•	26-10AWG, -1-6.64mm ²	Closed	Uninsulated	No	N/A	#2-10, M2-M4	.182-.416in, 4.62-10.57mm	Spade Tongue	.020-.042in, .51-1.07mm	.035-.134in, 0.89-3.40mm	Copper	Tin	170°C	Designed to handle the voltage rating for the assigned wire	Loose piece, tape mounted	N/A	1, 2, 3
DIAMOND GRIP Flanged Spade Tongue Terminal	•	•	•	26-14AWG, -1-2.62mm ²	Closed	Uninsulated	Yes	N/A	#2-8, M2-M4	.182-.416in, 4.62-10.57mm	Spade Tongue	.020-.033in, .51-.84mm	.082-.170in, 2.08-4.32mm	Copper	Silver, Tin, Tin-lead	170°C	Designed to handle the voltage rating for the assigned wire	Loose piece	N/A	1, 7
PIDG Flanged Spade Tongue Terminal	•	•	•	26-10AWG, -10-6.64mm ²	Closed	Insulated	Yes	N/A	#2-10, M2-M4	.182-.416in, 4.62-10.57mm	Spade Tongue	.020-.042in, .51-1.07mm	.082-.250in, 2.08-6.35mm	Copper	Tin	105°C PVF2 up to 150°C	300V	Reel, small pack, tape mounted	Contact TE Application Tooling*	1, 2, 3, 4, 5, 6, 7
PLASTI-GRIP Flanged Spade Terminal	•	•	•	22-10AWG, -26- 6.64mm ²	Closed	Insulated	Yes	N/A	#6-10, M3.5-M4	.296-.416in, 7.52-10.57mm	Spade Tongue	.033-.042in, .84-1.07mm	.140-.250in, 3.56-6.35mm	Copper	Tin	105°C	600V	Reel, small pack, tape mounted	Contact TE Application Tooling*	1, 2, 3, 4, 5, 6, 7
SOLISTRAND Flanged Spade Tongue Terminal	•	•	•	22-10AWG, -36- 6.64mm ²	Closed	Uninsulated	No	N/A	#2-10, M2-M4	.182-.416in, 4.62-10.57mm	Spade Tongue	.033-.042in, .84-1.07mm	.061-.129in, 1.55-3.28mm	Copper	Tin	170°C	Designed to handle the voltage rating for the assigned wire	Loose piece, reel, small pack, tape mounted	Contact TE Application Tooling*	1, 2, 3, 10
HEAVY DUTY RING TONGUES																				
BUDGET Heavy Duty Ring Tongue Terminal	•	•	•	16-14AWG, 1.04-2.62mm ²	Closed	Uninsulated	No	N/A	#4-10, 1/4-3/4", M3.5-16	.281-1.25in, 7.14-31.75mm	Ring Tongue	.050in, 1.27mm	.110in, 2.79mm	Copper	Tin	170°C	Designed to handle the voltage rating for the assigned wire	Loose piece	N/A	2, 3
SOLISTRAND Heavy Duty Ring Tongue Terminal	•	•	•	16-1/0AWG, 1.04-60.66mm ²	Closed	Uninsulated	No	N/A	#4-10, 1/4-3/4", M3.5-16	.281-.822in, 7.14-20.88mm	Ring Tongue	.050-.095in, 1.27-2.41mm	.105-.439in, 2.67-11.15mm	Copper	Tin	170°C	Designed to handle the voltage rating for the assigned wire	Loose piece, small pack, tape mounted	N/A	1, 2, 3, 10

DESIGN NAVIGATOR

Product Name	APPLICATIONS			Wire Gauge Range (AWG, mm ²)	Barrel Type	Insulated/Uninsulated	Insulation Support	Tab Size	Stud Size	Width	Terminal Shape	Material Thickness	Wire Insulation Diameter	Type of Material	Plating	Maximum Operating Temperature	Voltage Rating	Packaging	Applicator Availability	Hand Tool Reference Numbers (see pages 18-19)
	1	2	3																	
	Industrial	Military / Aerospace	Commercial																	
PIDG Hook Tongue Terminal	•	•	•	22-14AWG, .26-2.62mm ²	Closed	Insulated	Yes	N/A	#6-10, M3.5-M4	.281-.343in, 7.14-8.71mm	Hook Tongue	.033in, .84mm	.140-.170in, 3.56-4.32mm	Copper	Tin	105°C, PVF2 up to 150°C	300V	Loose piece, tape mounted	Contact TE Application Tooling*	1, 2, 3, 4, 5, 6
PLASTI-GRIP Hook Tongue Terminal	•	•	•	16-14AWG, 1.04-2.62mm ²	Closed	Insulated	Yes	N/A	#8, M4	.343in, 8.71mm	Hook Tongue	.033in, .84mm	.170in, 4.32mm	Copper	Tin	105°C	600V	Loose piece, tape mounted	Contact TE Application Tooling*	1, 2, 3, 4, 5
SOLISTRAND Hook Tongue Terminal	•	•	•	12-10AWG, 2.62-6.64mm ²	Closed	Uninsulated	No	N/A	#10, 1/4", M6	.375-.531in, 9.53-13.49mm	Hook Tongue	.042in, 1.07mm	.129in, 3.28mm	Copper	Tin	170°C	Designed to handle the voltage rating for the assigned wire	Loose piece, tape mounted	N/A	1
LONG BARREL TERMINALS																				
AMPOWER Long Barrel Terminal	•	•	•	1/0 AWG-600 MCM, 50-304mm ²	Closed	Uninsulated	No	N/A	N/A	.871-.95in, 22.10-24.13mm	Lug	N/A	N/A	Copper seamless tubing	Tin	105°C	UL486 Compliant	Loose piece	N/A	Catalog Reference
AMPOWER Long Barrel Terminal with One Stud Hole	•	•	•	2/0 AWG-400 MCM, 67-203mm ²	Closed	Uninsulated	No	N/A	3/8 to 5/8", M16	.971-.61in, 24.64-40.89mm	Lug	N/A	N/A	Copper seamless tubing	Tin	105°C	UL486 Compliant	Loose piece	N/A	Catalog Reference
AMPOWER Long Barrel Terminal with Two Stud Holes	•	•	•	1/0 AWG-700 MCM, 50-355mm ²	Closed	Uninsulated	No	N/A	1/2", M12	.87-2.12in, 22.10-53.85mm	Lug	N/A	N/A	Copper seamless tubing	Tin	105°C	UL486 Compliant	Loose piece	N/A	Catalog Reference
LONG SPRING SPADE TONGUES																				
BUDGET Long Spring Spade Tongue Terminal	•	•	•	26-10AWG, .1-6.64mm ²	Closed	Uninsulated	No	N/A	#4-10, 1/4", M3.5-M6	.203-.437in, 5.16-11.10mm	Spade Tongue	.020-.042in, .51-1.07mm	.034-.134in, .86-3.40mm	Copper	Tin	170°C	Designed to handle the voltage rating for the assigned wire	Loose piece, tape mounted	N/A	1, 2, 3
PIDG Long Spring Spade Tongue Terminal	•	•	•	26-10AWG, .10-.64mm ²	Closed	Insulated	Yes	N/A	#4-10, 1/4", M3.5-M6	.203-.437in, 5.16-11.10mm	Spade Tongue	.020-.042in, .51-1.07mm	.082-.250in, 2.08-6.35mm	Copper	Tin	105°C, PVF2 up to 150°C	300V	Reel, small pack, tape mounted	Contact TE Application Tooling*	1, 2, 3, 4, 5, 6, 7
PLASTI-GRIP Long Spring Spade Terminal	•	•	•	22-10AWG, .26-6.64mm ²	Closed	Insulated	Yes	N/A	#6-10, M3.5-M4	.250-.375in, 6.35-9.53mm	Spade Tongue	.033-.042in, .84-1.07mm	.140-.300in, 3.56-7.62mm	Copper	Tin	105°C	600V	Reel, small pack, tape mounted	Contact TE Application Tooling*	1, 2, 3, 4, 5, 6, 7
SOLISTRAND Long Spring Spade Tongue Terminal	•	•	•	22-10AWG, .26-6.64mm ²	Closed	Uninsulated	No	N/A	#6-10, M3.5-M4	.250-.427in, 6.35-10.9mm	Spring Tongue	.033-.042in, .84-1.07mm	.061-.129in, 1.55-3.28mm	Copper	Tin	170°C	Designed to handle the voltage rating for the assigned wire	Loose piece, small pack, tape mounted	N/A	1, 2, 3, 10
MULTIPLE HOLE TERMINALS																				
AMPOWER Center 2-Hole Terminal	•	•	•	4/0 AWG-600 MCM, 100-304mm ²	Closed	Uninsulated	No	N/A	5/16 to 3/8", M8	.119-1.26in, 30.23-32.00mm	Lug	N/A	N/A	Copper seamless tubing	Tin	105°C	UL486 Compliant	Loose piece	N/A	Catalog Reference
AMPOWER Heavy Duty 4-Hole Terminal	•	•	•	350-600MCM, 177-304mm ²	Closed	Uninsulated	No	N/A	1/2", M12	2.38in, 60.45mm	Lug	N/A	N/A	Copper seamless tubing	Tin	105°C	UL486 Compliant	Loose piece	N/A	Catalog Reference
AMPOWER Standard Terminal with Two Stud Holes	•	•	•	6 AWG-1000 MCM, 15-507mm ²	Closed	Uninsulated	No	N/A	5/16-1/2", M8-M12	.71-2.51in, 18.03-63.75mm	Lug	N/A	N/A	Copper seamless tubing	Tin	105°C	UL486 Compliant	Loose piece	N/A	Catalog Reference
OPEN BARREL RING TONGUES																				
Anti-Rotational Ring Tongue Terminal	•	•	•	22-10AWG, .3-6.0mm ²	Open	Uninsulated	Varies by part number	N/A	#5-12, 1/4"	.365-.687in, 9.27-17.45mm	Ring Tongue	.024-.28in, .61-.71mm	.080-.220in, 2.03-5.59mm	Brass, Lu-Bronze, stainless Steel, Steel	Nickel, Tin	250°C	Rated according to wire size and application	Reel	Contact TE Application Tooling*	N/A
Circular Ring Tongue Terminal with Serrations	•	•	•	22-18AWG, .3-3.9mm ²	Open	Uninsulated	Varies by part number	N/A	#6, #10in, 3.05mm	.210in, 5.33mm	Ring Tongue	.020in, 0.51mm	.050-.150in, 1.27-3.81mm	Brass	N/A	110°C	Rated according to wire size and application	Reel	Contact TE Application Tooling*	N/A
Circular Ring Tongue Terminal without Serrations	•	•	•	26-10AWG, .13-5.26mm ²	Open	Uninsulated	Varies by part number	N/A	#4-12, 100-390in, 2.54-9.91mm	.190-.687in, 4.83-17.45mm	Ring Tongue	.014-.030in, .36-.76mm	.040-.180in, 1.02-4.57mm	Brass, Phosphor Bronze, stainless Steel	Nickel, Tin	110°C	Rated according to wire size and application	Reel	Contact TE Application Tooling*	N/A
'D' Shape Ring Tongue Terminal	•	•	•	20-8AWG, .52-8.0mm ²	Open	Uninsulated	Varies by part number	N/A	2-10, 1/4-5/16"	.270-.470in, 6.86-11.94mm	Ring Tongue	.020-.040in, .51-1.02mm	.075-.210in, .191-5.33mm	Brass, Phosphor Bronze, Steel	Nickel, Tin	250°C	Rated according to wire size and application	Reel	Contact TE Application Tooling*	N/A
Extruded Ring Tongue Terminal	•	•	•	24-14AWG, .2-2.08mm ²	Open	Uninsulated	Varies by part number	N/A	#2	.200-.335in, 5.08-8.51mm	Ring Tongue	.012-.020in, .30-.51mm	.12-.17in, 3.05-4.32mm	Brass	Tin	110°C	Rated according to wire size and application	Reel	Contact TE Application Tooling*	N/A
Flat Sided Ring Tongue Terminal	•	•	•	26-14AWG, .13-2.0mm ²	Open	Uninsulated	Varies by part number	N/A	#2-5, .099-.142in, 2.52-3.61mm	.185-.256in, 4.70-6.50mm	Ring Tongue	.020-.025in, .51-.64mm	.048-.140in, 1.22-3.56mm	Brass, Steel	Nickel, Tin	250°C	Rated according to wire size and application	Reel	Contact TE Application Tooling*	N/A
Grounding Ring Tongue Terminal	•	•	•	20-16AWG, .50-1.3mm ²	Open	Uninsulated	Yes	N/A	10.4in, 2.64mm	.270in, 6.86mm	Ring Tongue	.020in, .51mm	.075-.12in, 1.9-3.05mm	Brass	Tin	110°C	Rated according to wire size and application	Reel	Contact TE Application Tooling*	N/A
Ring Tongue Terminal without Serrations	•	•	•	20-6AWG, .32-15.0mm ²	Open	Uninsulated	Varies by part number	N/A	#8-12, 5/16"	.342-.550in, 8.69-13.97mm	Ring Tongue	.025-.050in, .64-1.27mm	.080-.120in, 2.03-3.05mm	Brass	Tin	110°C	Rated according to wire size and application	Reel	Contact TE Application Tooling*	N/A
Ring Tongue Terminals with Serrations	•	•	•	24-6AWG, .2-13.3mm ²	Open	Uninsulated	Varies by part number	N/A	#2-12, 1/4-1/2", 257-405in	.250-.687in, 6.35-17.45mm	Ring Tongue	.014-.040in, .36-mm	.048-.170in, 1.22-4.32mm	Brass, stainless Steel	Pre-Tin, Tin	110°C	Rated according to wire size and application	Reel	Contact TE Application Tooling*	N/A
Square Tongue Ring Tongue Terminal	•	•	•	26-8AWG, .13-8.0mm ²	Open	Uninsulated	Varies by part number	N/A	#6-10, .065-.33in, 1.65-7.94mm	.156-.385in, 3.96-9.78mm	Ring Tongue	.012-.040in, .31-1.02mm	.035-.140in, 0.89-3.56mm	Brass, Phosphor Bronze	Tin	110°C	Rated according to wire size and application	Reel	Contact TE Application Tooling*	N/A
Stud Retaining Ring Tongue Terminal	•	•	•	24-16AWG, .2-1.4mm ²	Open	Uninsulated	Varies by part number	N/A	#6-10, .177-.26in, 4.50-6.63mm	.370-.455in, 9.40-11.56mm	Ring Tongue	.014-.025in, .36-.64mm	.045-.140in, 1.14-3.56mm	Brass, Steel	Tin	110°C	Rated according to wire size and application	Reel	Contact TE Application Tooling*	N/A
RECTANGULAR TONGUES																				
AMPOWER Slotted Stud Hole Terminal	•	•	•	400-500MCM, 203-253mm ²	Closed	Uninsulated	No	N/A	3/8"	.161-1.80in, 40.89-45.72mm	Lug	N/A	N/A	Copper seamless tubing	Tin	105°C	UL486 Compliant	Loose piece	N/A	Catalog Reference
AMPOWER Standard Terminal	•	•	•	6 AWG-800 MCM, 13-405mm ²	Closed	Uninsulated	No	N/A	N/A	.69-2.26in, 19.56-57.40mm	Lug	N/A	N/A	Copper seamless tubing	Tin	105°C	UL486 Compliant	Loose piece	N/A	Catalog Reference
AMPOWER Standard Terminal with One Stud Hole	•	•	•	6 AWG-800 MCM, 13-405mm ²	Closed	Uninsulated	No	N/A	#10, 1/4 to 5/8", M6 to M16	.69-2.26in, 19.56-57.40mm	Lug	N/A	N/A	Copper seamless tubing	Tin	105°C	UL486 Compliant	Loose piece	N/A	Catalog Reference
BUDGET Rectangular Tongue Terminal	•	•	•	22-10AWG, .26-6.64mm ²	Closed	Uninsulated	No	N/A	#2-12, 1/4", M2-M6	.182-.469in, 4.62-11.91mm	Rectangular Tongue	.033-.042in, .84-1.07mm	.065-.134in, 1.65-3.40mm	Copper	Tin	170°C	Designed to handle the voltage rating for the assigned wire	Loose piece	N/A	2, 3
DIAMOND GRIP Rectangular Tongue Terminal	•	•	•	22-16AWG, .26-1.65mm ²	Closed	Insulated	Yes	N/A	#5, M3	.277in, 7.04mm	Rectangular Tongue	.033in, .84mm	.140in, 3.56mm	Copper	Silver, Tin, Tin-lead	170°C	Designed to handle the voltage rating for the assigned wire	Loose piece	N/A	1, 7
PIDG Rectangular Tongue Terminal	•	•	•	26-10AWG, .10-6.11mm ²	Closed	Insulated	Yes	N/A	#2-10, M2-M4	.182-.390in, 4.62-9.91mm	Rectangular Tongue	.020-.042in, .51-1.07mm	.082-.230in, 2.08-5.84mm	Copper	Tin	105°C, PVF2 up to 150°C	300V	Loose piece, tape mounted	N/A	1, 2, 3, 4, 5, 6, 7
PLASTI-GRIP Rectangular Tongue Terminal	•	•	•	16-14AWG, 1.04-2.62mm ²	Closed	Insulated	Yes	N/A	#6, M3.5	.249in, 6.32mm	Rectangular Tongue	.033in, .84mm	.145in, 3.68mm	Copper	Tin	105°C	600V	Loose piece	N/A	1, 2, 3, 4, 5, 6, 7
SOLISTRAND Rectangular Tongue Terminal	•	•	•	22-10AWG, .26-6.64mm ²	Closed	Uninsulated	No	N/A	#4-10, 1/4", M3.5-6	.182-.469in, 4.62-11.91mm	Rectangular Tongue	.033-.042in, .84-1.07mm	.061-.129in, 1.55-3.28mm	Copper	Tin	170°C	Designed to handle the voltage rating for the assigned wire	Loose piece, small pack, tape mounted	N/A	1, 2, 3, 10
RIGHT ANGLE TERMINALS																				
AMPOWER 90° Bent Terminal	•	•	•	2 AWG-350 MCM, 34-375mm ²	Closed	Uninsulated	No	N/A	3/16 to 3/8", M6 to M8	.71-1.19in, 18.03-30.23mm	Lug	N/A	N/A	Copper seamless tubing	Tin	105°C	UL486 Compliant	Loose piece	N/A	Catalog Reference
PLASTI-GRIP Ring Tongue 90° Bend Terminal	•	•	•	8-6AWG, 6.64-16.8mm ²	Closed	Insulated	Yes	N/A	#10, 1/4", M6	.431-5.00in, 10.95-12.70mm	Ring Tongue	.043-.048in, 1.09-1.22mm	.360-.436in, 9.14-11.07mm	Copper	Tin	105°C	600V	Loose piece	N/A	50
SOLISTRAND Right Angle Ring Tongue Terminal	•	•	•	22AWG-300MCM, .26-152mm ²	Closed	Uninsulated	No	N/A	#6-10, 1/4-1/2"	.281-1.44in, 7.14-36.45mm	Ring Tongue	.033-.129in, .838-3.28mm	.061-.753in, 1.55-19.13mm	Copper	Tin	170°C	Designed to handle the voltage rating for the assigned wire	Loose piece	N/A	1, 2, 3, 10
RING TONGUES																				
BUDGET Ring Tongue Terminal	•	•	•	26-10AWG, .1-6.64mm ²	Closed	Uninsulated	No	N/A	#0-14, 1/4-3/4", M2-M16	.140-1.26in, 3.56mm-.315mm	Ring Tongue	.020-.042in, .51-1.07mm	.035-.134in, .89mm-3.40mm	Copper	Tin	170°C	Designed to handle the voltage rating for the assigned wire	Loose piece, small pack, tape mounted	N/A	1, 2, 3
COPALUM Lite Sealed Dual-Hole Ring Tongue Terminal	•	•	•	2-4/OAWG, 35-110.94mm ²	Closed	Uninsulated	Yes	N/A	3/8"	.670-.990in, 17.02-25.15mm	Ring Tongue	.155-.270in, 3.94-6.86mm	.340-.683in, 8.64-17.35mm	Aluminum	Tin over nickel	175°C	600V	Loose Piece	N/A	Catalog Reference
COPALUM Lite Sealed Single-Hole Ring Tongue Terminal	•	•	•	2-4/OAWG, 35-110.94mm ²	Closed	Uninsulated	Yes	N/A	3/8"	.670-.985in, 17.02-25.02mm	Ring Tongue	.155-.270in, 3.94-6.86mm	.340-.683in, 8.64-17.35mm	Aluminum	Tin over nickel	175°C	600V	Loose Piece	N/A	Catalog Reference
COPALUM Sealed Double Hole Ring Tongue Terminal	•	•	•	Al: 6-4/OAWG, 14.6-110.9mm ² ; Cu: 8-3/OAWG, 8.9-85.9mm ²	Closed	Uninsulated	Yes	N/A	1/4-3/8"	.63-1.00in, 16.00-25.4mm	Ring Tongue	.082-.177in, 2.08-4.50mm	.225-.680in, 5.72-17.27mm	Copper	Tin/nickel	150°C; 260°C	600V	Loose piece	N/A	Catalog Reference
COPALUM Sealed Single Hole Ring Tongue Terminal	•	•	•	Al: 8-4/O AWG, 8.6-110.9mm ² ; Cu: 10-3/OAWG, 4.8-85.9mm ²	Closed	Uninsulated	Yes	N/A	#8-10, 1/4-1/2"	.492-1.00in, 12.50-25.4mm	Ring Tongue	.069-.177in, 1.75-4.50mm	.182-.680in, 4.62-17.27mm	Copper	Tin/nickel	150°C; 260°C	600V	Loose piece	N/A	Catalog Reference
COPALUM Unsealed Single Hole Ring Tongue Terminal	•	•	•	Al: 8AWG-900MCM, 14.6-110.9mm ² ; Cu: 8-3/OAWG, 8.8-85.9mm ²	Closed	Uninsulated	No	N/A	#6-10, 1/4-1/2"	.375-2.004in, 9.53-50.9mm	Ring Tongue	.033-.182in, .84-4.62mm	N/A	Copper	Tin	150°C	600V	Loose piece	N/A	Catalog Reference
DIAMOND GRIP Heat Resistant Ring Tongue Terminal	•	•	•	22-10AWG, .26-6.64mm ²	Closed	Uninsulated	Yes	N/A	#4-10, 1/4", M3.5-M6	.218-.531in, 5.54-13.49mm	Ring Tongue	.033-.042in, .84-1.07mm	.140-.250in, 3.56-6.35mm	Copper	Nickel	343°C	Designed to handle the voltage rating for the assigned wire	Loose piece, tape mounted	N/A	1, 7, 14
DIAMOND GRIP High Temperature Ring Tongue Terminal	•	•	•	22-10AWG, .26-6.64mm ²	Closed	Uninsulated	Yes	N/A	#4-10, 1/4-3/8", M3.5-M8	.218-.531in, 5.54-13.49mm	Ring Tongue	.033-.042in, .84-1.07mm	.140-.230in, 3.56-5.84mm	Alumel, chromel, nickel	N/A	649°C	Designed to handle the voltage rating for the assigned wire	Loose piece, tape mounted	N/A	1, 7, 14
DIAMOND GRIP Ring Tongue Terminals	•	•	•	26-10AWG, .1-6.64mm ²	Closed	Uninsulated	Yes	N/A	#0-10, 1/4-3/8", M2-M8	.140-.593in, 3.56mm-15.06mm	Ring Tongue	.020-.050in, .51-1.27mm	.082-.300in, 2.08-7.62mm	Copper	Silver, Tin, Tin-lead	170°C	Designed to handle the voltage rating for the assigned wire	Loose piece, tape mounted	N/A	1, 7
PIDG Multiple Stud Terminal	•																			

DESIGN NAVIGATOR

Product Name	APPLICATIONS			Wire Gauge Range (AWG, mm²)	Barrel Type	Insulated/Uninsulated	Insulation Support	Tab Size	Stud Size	Width	Terminal Shape	Material Thickness	Wire Insulation Diameter	Type of Material	Plating	Maximum Operating Temperature	Voltage Rating	Packaging	Applicator Availability	Hand Tool Reference Numbers (see pages 18-19)
	1 Industrial	2 Military / Aerospace	3 Commercial																	
PIDG Offset Ring Tongue Terminal	•	•	•	22-14AWG, .26-2.62mm²	Closed	Insulated	Yes	N/A	#6-10, M3.5	.375in, 9.53mm	Ring Tongue	.033in, .84mm	.125-.150in, 3.18-3.81mm	Copper	Tin	105°C, PVF2 up to 150°C	300V	Loose piece	N/A	1, 2, 3, 4, 5, 6
PIDG Ring Tongue Terminal	•	•	•	26-10AWG, .12-6.64mm²	Closed	Insulated	Yes	N/A	#0-14, 1/4-3/4", M2-M16	.106-.125in, 2.7-3.175mm	Ring Tongue	.020-.042in, .51-1.07mm	.082-.300in, 2.08-7.62mm	Copper	Tin	105°C, PVF2 up to 150°C	300V	Reel, small pack, tape mounted	Contact TE Application Tooling*	1, 2, 3, 4, 5, 6, 7, 18, 19, 25
PLASTI-GRIP Multiple Stud Ring Tongue Terminal	•	•	•	22-14AWG, .26-2.62mm²	Closed	Insulated	Yes	N/A	#6-10	.325in, 8.26mm	Ring Tongue	.033in, .84mm	.125-.145in, 3.18-3.68mm	Copper	Tin	105°C	600V	Reel, tape mounted	Contact TE Application Tooling*	1, 2, 3, 4, 5, 6
PLASTI-GRIP Ring Tongue Terminal	•	•	•	22-2/OAWG, .26-76.3mm²	Closed	Insulated	Yes	N/A	#2-10, 1/4-1/2", M2-M12	.218-.926in, 5.54-23.52mm	Ring Tongue	.033-.083in, 0.84-2.11mm	.125-.775in, 3.18-19.69mm	Copper	Tin	105°C	600V	Reel, small pack, tape mounted	Contact TE Application Tooling*	1, 2, 3, 4, 5, 6, 7, 25
Pre-Insulated Sealed Ring Tongue Terminal	•	•	•	22-8AWG, .26-10.5mm²	Closed	Insulated	Yes	N/A	#6-10, 1/4-1/2", M3.5-M12	.250-.870in, 6.35-22.10mm	Ring Tongue	.032-.047in, 0.81-1.19mm	.170-.310in, 4.32-7.87mm	Copper	Tin	N/A	N/A	Loose piece, small pack	N/A	51, 52
SOLISTRAND Heat Resistant Ring Tongue Terminal	•	•	•	22-1/OAWG, .26-60.6mm²	Closed	Uninsulated	No	N/A	#6-10, 1/4-3/8", M3.5-M8	.218-.807in, 5.54-20.50mm	Ring Tongue	.033-.073in, 0.84-1.85mm	N/A	Copper	Nickel	343°C	Designed to handle the voltage rating for the assigned wire	Loose piece, tape mounted	N/A	1, 7, 14
SOLISTRAND High Temperature Ring Tongue Terminal	•	•	•	22-8AWG, .26-10.5mm²	Closed	Uninsulated	No	N/A	#4-10, 1/4-3/8", M3-M8	.218-.593in, 5.54-15.06mm	Ring Tongue	.033-.051in, 0.84-1.30mm	N/A	Nickel	Nickel	649°C	Designed to handle the voltage rating for the assigned wire	Loose piece, tape mounted	N/A	1, 7, 14
SOLISTRAND Ring Tongue Terminal	•	•	•	26AWG-600MCM, .1-304mm²	Closed	Uninsulated	No	N/A	#0-14, 1/4-1", M2-M22	.140-.2015in, 3.56mm-51.8mm	Ring Tongue	.020-.182in, 0.51-4.62mm	.031-1.075in, .79mm-27.31mm	Copper	Tin	170°C	Designed to handle the voltage rating for the assigned wire	Loose piece, reel, small pack, tape mounted	Contact TE Application Tooling*	1, 2, 3, 7, 10, 14
STRATO-THERM Post-Insulated Ring Tongue Terminal	•	•	•	22-6AWG, .26-16.8mm²	Closed	Insulated	Yes	N/A	#8-10, M4	.312-.468in, 7.92-11.89mm	Ring Tongue	.025-.060in, 0.64-1.52mm	.046-.310in, 1.17-7.87mm	Copper	Gold over nickel, Silver	260°C	Designed to handle the voltage rating for the assigned wire	Loose piece	N/A	1, 7, 18, 19, 29, 35
TERMINYL Ring Tongue Terminal	•	•	•	8-4/OAWG, 6.64-117mm²	Closed	Insulated	Yes	N/A	#8-10, 1/4-1/2", M4 to M12	.431-1.15in, 10.95-29.21mm	Ring Tongue	.043-.105in, 1.09-2.67mm	.256-.765in, 6.50-19.43mm	Copper	Tin & Tin-lead plating	105°C	DWV tested to 1500V	Loose piece, small pack	N/A	50
SHORT SPRING SPADE TONGUES																				
BUDGET Short Spring Spade Tongue Terminal	•	•	•	26-10AWG, .1-6.64mm²	Closed	Uninsulated	No	N/A	#2-10, 1/4", M2-6	.171-.375in, 4.34-9.53mm	Spade Tongue	.020-.042in, 0.51-1.07mm	.034-.134in, 0.86-3.40mm	Copper	Tin	170°C	Designed to handle the voltage rating for the assigned wire	Loose piece	N/A	1, 2, 3
PIDG Short Spring Spade Tongue Terminal	•	•	•	26-10AWG, .1-6.64mm²	Closed	Insulated	Yes	N/A	#2-10, 1/4", M2-M6	.171-.625in, 4.34-15.90mm	Spade Tongue	.020-.042in, 0.51-1.07mm	.082-.250in, 2.08-6.35mm	Copper	Tin	105°C, PVF2 up to 150°C	300V	Reel, small pack, tape mounted	Contact TE Application Tooling*	1, 2, 3, 4, 5, 6, 7
PLASTI-GRIP Short Spring Spade Terminal	•	•	•	24-10AWG, .16-6.64mm²	Closed	Insulated	Yes	N/A	#4-10, M3-M4	.203-.406in, 5.16-10.31mm	Spade Tongue	.025-.042in, 0.64-1.07mm	.125-.300in, 3.18-7.62mm	Copper	Tin	105°C	600V	Reel, small pack, tape mounted	Contact TE Application Tooling*	1, 2, 3, 4, 5, 6, 7
SOLISTRAND Short Spring Spade Terminal	•	•	•	22-10AWG, .26-6.64mm²	Closed	Uninsulated	No	N/A	#4-10, M3-M4	.203-.406in, 5.16-10.31mm	Spade Tongue	.033-.042in, 0.84-1.07mm	.061-.129in, 1.55-3.28mm	Copper	Tin	170°C	Designed to handle the voltage rating for the assigned wire	Loose piece, small pack, tape mounted	N/A	1, 2, 3, 10
SLOTTED RING TONGUES																				
BUDGET Slotted Ring Tongue Terminal	•	•	•	26-10AWG, .1-6.64mm²	Closed	Uninsulated	No	N/A	#4-10, 1/4", M3.5-M6	.182-.531in, 4.62-13.49mm	Ring Tongue	.020-.042in, 0.51-1.07mm	.035-.134in, 0.89-3.40mm	Copper	Tin	170°C	Designed to handle the voltage rating for the assigned wire	Loose piece	N/A	1, 2, 3
DIAMOND GRIP Slotted Ring Tongue Terminal	•	•	•	26-16AWG, .1-1.65mm²	Closed	Uninsulated	Yes	N/A	#6-8, M3.5-M4	.250-.281in, 6.35-7.14mm	Ring Tongue	.020-.035in, 0.51-0.84mm	.082-.140in, 2.08-3.56mm	Copper	Silver, Tin, Tin-lead	170°C	Designed to handle the voltage rating for the assigned wire	Loose piece	N/A	1, 2, 3, 4, 5, 6
PIDG Slotted Ring Tongue Terminal	•	•	•	26-10AWG, .1-6.64mm²	Closed	Insulated	Yes	N/A	#6-10, 1/4-3/8", M3.5-M6	.250-.750in, 6.35-19.05mm	Ring Tongue	.020-.042in, 0.51-1.07mm	.082-.300in, 2.08-6.35mm	Copper	Tin	105°C, PVF2 up to 150°C	300V	Loose piece, tape mounted	Contact TE Application Tooling*	1, 2, 3, 4, 5, 6, 7
PLASTI-GRIP Slotted Ring Tongue Terminal	•	•	•	22-16AWG, .26-1.65mm²	Closed	Insulated	Yes	N/A	#6-8, M3.5-M4	.218-.281in, 5.54-7.14mm	Ring Tongue	.033in, .84mm	.125-.140in, 3.18-3.56mm	Copper	Tin	105°C	600V	Loose piece, tape mounted	N/A	1, 2, 3, 4, 5
SOLISTRAND Slotted Ring Tongue Terminal	•	•	•	22-10AWG, .26-6.64mm²	Closed	Uninsulated	No	N/A	#4-8, 1/4", M3.5-M6	.182-.531in, 4.62-13.49mm	Ring Tongue	.033-.042in, 0.84-1.07mm	.061-.129in, 1.55-3.28mm	Copper	Tin	170°C	Designed to handle the voltage rating for the assigned wire	Loose piece, small pack	N/A	1, 2, 3, 10, 14
SPADE TONGUES																				
BUDGET Spade Tongue Terminal	•	•	•	26-10AWG, .1-6.64mm²	Closed	Uninsulated	No	N/A	#0-10, M2-M4	.125-.406in, 3.18-10.31mm	Spade Tongue	.020-.042in, 0.51-1.07mm	.035-.134in, 0.89-3.40mm	Copper	Tin	170°C	Designed to handle the voltage rating for the assigned wire	Loose piece, small pack	N/A	1, 2, 3
DIAMOND GRIP Spade Tongue Terminal	•	•	•	26-16AWG, .1-1.65mm²	Closed	Uninsulated	Yes	N/A	#0-10, M3.5	.125-.343in, 3.18-8.71mm	Spade Tongue	.020-.035in, 0.51-0.84mm	.082-.140in, 2.08-3.56mm	Copper	Silver, Tin, Tin-lead	170°C	Designed to handle the voltage rating for the assigned wire	Loose piece	N/A	1, 8, 7, 9, 11, 36
PIDG Spade Tongue Terminal	•	•	•	26-10AWG, .1-6.64mm²	Closed	Insulated	Yes	N/A	#0-10, M2-M4	.125-.406in, 3.18-10.31mm	Spade Tongue	.020-.042in, 0.51-1.07mm	.082-.250in, 2.08-6.35mm	Copper	Tin	105°C, PVF2 up to 150°C	300V	Reel, small pack, tape mounted	Contact TE Application Tooling*	1, 2, 3, 4, 5, 6, 7
PLASTI-GRIP Standard Spade Terminal	•	•	•	22-10AWG, .26-6.64mm²	Closed	Insulated	Yes	N/A	#6-10, M3-M4	.125-.406in, 3.18-10.31mm	Spade Tongue	.033-.042in, 0.84-1.07mm	.140-.230in, 3.56-5.84mm	Copper	Tin	105°C	600V	Reel, small pack, tape mounted	Contact TE Application Tooling*	1, 2, 3, 4, 5, 6, 7, 25
Pre-Insulated Sealed Spade Terminal	•	•	•	22-10AWG, .26-6.64mm²	Closed	Insulated	Yes	N/A	#6-10, M3.5-M4	.125-.38in, 8.13-9.65mm	Spade Tongue	.032-.042in, .81-1.07mm	.170-.240in, 4.32-6.10mm	Copper	Tin	N/A	N/A	Loose piece, small pack	N/A	51, 52
SOLISTRAND High Temperature Spade Tongue Terminal	•	•	•	16-14AWG, 1.04-2.62mm²	Closed	Uninsulated	No	N/A	#8, M4	.385in, 9.78mm	Spade Tongue	.033in, .84mm	N/A	Nickel	Nickel	649°C	Designed to handle the voltage rating for the assigned wire	Loose piece	N/A	1
SOLISTRAND Spade Tongue Terminal	•	•	•	26-10AWG, .1-6.64mm²	Closed	Uninsulated	No	N/A	#2-10, M2-4	.182-.406in, 4.62-9.53mm	Spade Tongue	.033-.042in, 0.84-1.07mm	.061-.129in, 1.55-3.28mm	Copper	Tin	170°C	Designed to handle the voltage rating for the assigned wire	Loose piece, small pack, tape mounted	N/A	1, 2, 3, 10
SPECIAL PURPOSE TERMINALS																				
BRUSH CONTACTS																				
Brush Contacts	•	•	•	22-14AWG, .33-2.08mm²	Open	Insulated	No	N/A	N/A	.125-.360in, 3.18-9.14mm	N/A	.012-.020in, .30-.51mm	.110-.160in, 2.79-4.06mm	Brass, Phosphor Bronze	Silver	130°C	Rated according to wire size and application	Reel	Contact TE Application Tooling*	N/A
PCB TERMINALS																				
AMP EDGE PCB Terminal	•	•	•	32-16AWG, .03-1.4mm²	IDC Slot	Uninsulated	Yes	N/A	N/A	.153-.200in, 3.89-5.08mm	PCB Terminal	.010-.016in, .25-.41mm	.020-.100in, 0.51-2.54mm	Brass, Phosphor Bronze	Tin	110°C	Rated according to wire size and application	Reel	Contact TE Application Tooling*	N/A
QUADRA-MATE PCB Terminal	•	•	•	28-24AWG, .08-.2mm²	IDC Slot	Uninsulated	No	N/A	N/A	.100in, 2.54mm	PCB Terminal	.065in, 1.65mm	.060in, 1.52mm	Brass	Tin plated over copper underplate	110°C	Rated according to PCB and application	Loose piece, reel	Contact TE Application Tooling*	N/A
TEST PROBE RECEPTACLES																				
Test Probe Receptacles	•	•	•	N/A	N/A	Insulated	No	N/A	N/A	.156in, 3.96mm	Receptacle	N/A	N/A	Brass	Gold, Silver, bright Tin	85°C	600V	Loose piece	N/A	N/A
SPLICES																				
3-WAY CONNECTOR SPLICES																				
PIDG 3-Way Connector Terminal	•	•	•	16-14AWG, 1.04-2.62mm²	Closed	Insulated	Yes	N/A	N/A	.859in, 21.82mm	3-Way Connector	.033in, .84mm	.170in, 4.32mm	Copper	Tin	105°C, PVF2 up to 150°C	300V	Loose piece	N/A	1, 2, 3, 4, 5
PLASTI-GRIP 3-Way Connector Terminal Splice	•	•	•	16-14AWG, 1.04-2.62mm²	Closed	Insulated	Yes	N/A	N/A	.877in, 22.28mm	N/A	.033in, .84mm	.145in, 3.68mm	Copper	Tin	105°C	600V	Loose piece	N/A	1, 2, 3, 4, 5
BUTT SPLICES																				
AMPOWER Butt Splice	•	•	•	2 AWG-1500 MCM, .34-760mm²	Closed	Uninsulated	No	N/A	N/A	N/A	Round	N/A	N/A	Copper seamless tubing	Tin	105°C	UL486 Compliant	Loose piece	N/A	Catalog Reference
AMPOWER Long Barrel Butt Splice	•	•	•	1/0 AWG-500 MCM, .50-253mm²	Closed	Uninsulated	No	N/A	N/A	N/A	Round	N/A	N/A	Copper seamless tubing	Tin	105°C	UL486 Compliant	Loose piece	N/A	Catalog Reference
BUDGET Standard Butt Splice	•	•	•	22-10AWG, .26-6.64mm²	Closed	Uninsulated	No	N/A	N/A	N/A	N/A	.033-.042in, .84-1.07mm	.065-.134in, 1.65-3.40mm	Copper	Tin	170°C	Designed to handle the voltage rating for the assigned wire	Loose piece, small pack	N/A	2, 3
BUDGET Strap Butt Splice	•	•	•	26-10AWG, .1-6.64mm²	Closed	Uninsulated	No	N/A	N/A	N/A	N/A	.020-.042in, .51-1.07mm	.031-.129in, .79-3.28mm	Copper	Tin	170°C	Designed to handle the voltage rating for the assigned wire	Loose piece, small pack	N/A	1, 2, 3
COPALUM Lite Sealed Butt Splice	•	•	•	2-4/OAWG, 35-110.94mm²	Closed	Uninsulated	Yes	N/A	N/A	N/A	N/A	N/A	.340-.683in, 8.64-17.35mm	Aluminum	Tin over nickel	175°C	600V	Loose Piece	N/A	Catalog Reference
COPALUM Sealed Butt Splice	•	•	•	Al: 8-3/OAWG, 8.6-87.2mm²; Cu: 10-2/OAWG 4.8-68.6mm²	Closed	Uninsulated	Yes	N/A	N/A	N/A	N/A	N/A	.182-.645in, 4.62-16.38mm	Copper	Tin	150°C	600V	Loose piece	N/A	Catalog Reference
COPALUM Sealed Transitional Butt Splice	•	•	•	Al: 6-3/OAWG, 14.6-87.2mm²; Cu: 6-1/OAWG, 13.8-53.9mm²	Closed	Uninsulated	Yes	N/A	N/A	N/A	N/A	N/A	.225-.645in, 5.72-16.38mm	Copper	Tin	150°C	600V	Loose piece	N/A	Catalog Reference
COPALUM Unsealed Butt Splice	•	•	•	Al: 16AWG, 500 MCM, 1.25-253mm²; Cu: 18-400MCM(AWG), .8-203mm²	Closed	Uninsulated	No	N/A	N/A	N/A	N/A	N/A	N/A	Copper	Tin	150°C	600V	Loose piece	N/A	Catalog Reference
DIAMOND GRIP Heat Resistant Butt Splice	•	•	•	22-10AWG, .26-6.64mm²	Closed	Uninsulated	No	N/A	N/A	N/A	N/A	.033-.042in, .84-1.07mm	.140-.230in, 3.56-5.84mm	Copper	Nickel	343°C	Designed to handle the voltage rating for the assigned wire	Loose piece	N/A	1
DIAMOND GRIP High Temperature Butt Splice	•	•	•	22-10AWG, .26-6.64mm²	Closed	Uninsulated	Yes	N/A	N/A	N/A	N/A	.033-.042in, .84-1.07mm	.140-.230in, 3.56-5.84mm	Alumel, chromel, nickel	N/A	649°C	Designed to handle the voltage rating for the assigned wire	Loose piece	N/A	1
PIDG Butt Splice	•	•	•	26-10AWG, .1-6.64mm²	Closed	Insulated	Yes	N/A	N/A	N/A	N/A	N/A	.082-.220in, 2.08-5.59mm	Copper	Tin	105°C, PVF2 up to 150°C	300V	Reel, small pack, tape mounted	Contact TE Application Tooling*	1, 2, 3, 4, 5, 6, 7

DESIGN NAVIGATOR

Product Name	APPLICATIONS			Wire Gauge Range (AWG, mm ²)	Barrel Type	Insulated/Uninsulated	Insulation Support	Tab Size	Stud Size	Width	Terminal Shape	Material Thickness	Wire Insulation Diameter	Type of Material	Plating	Maximum Operating Temperature	Voltage Rating	Packaging	Applicator Availability	Hand Tool Reference Numbers (see pages 18-19)	
	1 Industrial	2 Military / Aerospace	3 Commercial																		
PIDG Stepdown Butt Splice	•	•	•	22-10AWG, .26-6.64mm ²	Closed	Insulated	Yes	N/A	N/A	N/A	N/A	N/A	.115-.220in, 2.92-5.59mm	Copper	Tin	105°C, PVF2 up to 150°C	300V	Small pack	N/A	1, 2, 3, 4, 5, 6, 7	
PLASTI-GRIP Butt Splice	•	•	•	26-6AWG, 10-13.3mm ²	Closed	Insulated	Yes	N/A	N/A	N/A	N/A	N/A	.080-.330in, 2.03-8.38mm	Copper	Tin	105°C	600V	Reel, small pack, tape mounted	Contact TE Application Tooling*	1, 2, 3, 4, 5, 6, 7	
Pre-Insulated Sealed Butt Splice	•	•	•	22-10AWG, .26-6.64mm ²	Closed	Insulated	Yes	N/A	N/A	N/A	N/A	N/A	.170-.310in, 4.32-7.87mm	Copper	Tin	125°C	N/A	N/A	N/A	51, 52	
SOLISTRAND Heat Resistant Butt Splice	•	•	•	22-10AWG, .26-6.64mm ²	Closed	Uninsulated	No	N/A	N/A	N/A	N/A	N/A	.033-.051in, .84-1.30mm	Copper	Nickel	.061-.129in, 1.55-3.28mm	343°C	Designed to handle the voltage rating for the assigned wire	Loose piece	N/A	1, 7
SOLISTRAND High Temperature Non-Insulation Support Butt Splice	•	•	•	22-10AWG, .26-6.64mm ²	Closed	Uninsulated	No	N/A	N/A	N/A	N/A	N/A	.033-.042in, .84-1.07mm	Nickel	Nickel	.061-.129in, 1.55-3.28mm	649°C	Designed to handle the voltage rating for the assigned wire	Loose piece	N/A	1
SOLISTRAND Sighthole Butt Splice	•	•	•	22AWG-600MCM, .26-304mm ²	Closed	Uninsulated	No	N/A	N/A	N/A	N/A	N/A	.033-.182in, .84-4.62mm	Copper	Tin	.061-.107in, 1.55-2.718mm	170°C	Designed to handle the voltage rating for the assigned wire	Loose piece, reel, small pack, tape mounted	Contact TE Application Tooling*	1, 2, 3, 7, 10, 14
SOLISTRAND Standard Butt Splice	•	•	•	22-2AWG, .26-4.24mm ²	Closed	Uninsulated	No	N/A	N/A	N/A	N/A	N/A	.136-.539in, 3.45-13.69mm	Copper	Tin	.033-.073in, .84-1.85mm	170°C	Designed to handle the voltage rating for the assigned wire	Loose piece, reel, small pack, tape mounted	Contact TE Application Tooling*	1, 2, 3, 10
SOLISTRAND Strap Butt Splice	•	•	•	26-10AWG, 1-6.64mm ²	Closed	Uninsulated	No	N/A	N/A	N/A	N/A	N/A	.077-.221in, 1.96-5.61mm	Copper	Tin	.020-.042in, .79-3.28mm	170°C	Designed to handle the voltage rating for the assigned wire	Loose piece, small pack	N/A	1, 2, 3, 10
STRATO-THERM Post-Insulated Butt Splice	•	•	•	26-8AWG, 12-10.5mm ²	Closed	Insulated	Yes	N/A	N/A	N/A	N/A	N/A	.040-.255in, 1.02-6.48mm	Copper	Gold over nickel, nickel, Silver	288°C	Designed to handle the voltage rating for the assigned wire	Loose piece	N/A	38	
STRATO-THERM Pre-Insulated Butt Splice	•	•	•	22-12AWG, .26-3.37mm ²	Closed	Insulated	Yes	N/A	N/A	N/A	N/A	N/A	.100-.170in, 2.54-4.32mm	Copper	Gold over nickel	260°C	Designed to handle the voltage rating for the assigned wire	Loose piece	N/A	1, 7, 34	
TERMINYL Butt Splice	•	•	•	12-2AWG, 2.62-4.24mm ²	Closed	Insulated	Yes	N/A	N/A	N/A	N/A	N/A	.255-.595in, 6.48-15.11mm	Copper	Tin & Tin-lead plating	105°C	DWV tested to 1500V	Loose piece	N/A	50	
CLOSED END SPLICES																					
Nylon Molded Splice	•	•	•	22-10AWG, .3-6.0mm ²	Closed	Insulated	Yes	N/A	N/A	N/A	N/A	N/A	.250-.375in, 6.36-9.53mm	Copper	Tin	105°C	600V	Loose piece, tape mounted	Contact TE Application Tooling*	1, 2, 13	
Vinyl BOMB-TAIL Splice	•	•	•	22-6AWG, .3-16.0mm ²	Closed	Insulated	Yes	N/A	N/A	N/A	N/A	N/A	.173-.500in, 4.39-12.70mm	Copper	Tin	90°C	600V	Loose piece, tape mounted	Contact TE Application Tooling*	1, 2, 7, 13, 37	
IDC SPLICES																					
CoolSplice Connector New Standard Series	•	•	•	22-18AWG, .34-.75mm ²	N/A	Insulated	Yes	N/A	N/A	N/A	N/A	N/A	.112in, 2.85mm	Phosphor Bronze	Tin	105°C	600 V	Box	N/A	N/A	
CoolSplice Connector Large Wire Series	•	•	•	18-12AWG, .75-4.0mm ²	N/A	Insulated	Yes	N/A	N/A	N/A	N/A	N/A	.138-.177in, 3.5-4.5mm	Phosphor Bronze	Tin	105°C	450 V	Box	N/A	N/A	
IDC TAP SPLICES																					
Electro-Tap Splice	•	•	•	24-10AWG, .20-5.3mm ²	N/A	Insulated	Yes	N/A	N/A	N/A	N/A	N/A	.075-.197in, 1.9-5mm	Brass, Phosphor Bronze	Tin	105°C	50V, 300V, 500V	Bag, box, carton	N/A	N/A	
KNIFE DISCONNECT SPLICES																					
DIAMOND GRIP Knife Disconnect Splice	•	•	•	22-8AWG, .26-10.5mm ²	Closed	Insulated	Yes	N/A	N/A	N/A	N/A	N/A	.203-.390in, 5.16-9.91mm	Copper	Silver, Tin, Tin-lead	170°C	Designed to handle the voltage rating for the assigned wire	Loose piece	N/A	7	
PIDG Knife Disconnect Splice	•	•	•	22-10AWG, .26-6.64mm ²	Closed	Insulated	Yes	N/A	N/A	N/A	N/A	N/A	.031-.040in, 0.79-1.02mm	Copper	Tin	105°C, PVF2 up to 150°C	300V	Reel, small pack, tape mounted	Contact TE Application Tooling*	1, 2, 3, 4, 5, 6	
PARALLEL SPLICES																					
AMPOWER Parallel Splice	•	•	•	2 AWG-1000 MCM, .34-507mm ²	Closed	Uninsulated	No	N/A	N/A	N/A	Round	N/A	N/A	Copper seamless tubing	Tin	105°C	UL486 Compliant	Loose piece	N/A	Catalog Reference	
COPALUM Unsealed Parallel Splice	•	•	•	16-4/0 AWG, 1.25-105mm ²	Closed	Uninsulated	No	N/A	N/A	N/A	N/A	N/A	N/A	Copper	Tin	150°C	600V	Loose piece	N/A	7	
PLASTI-GRIP Parallel Splice	•	•	•	22-10AWG, .26-6.64mm ²	Closed	Insulated	Yes	N/A	N/A	N/A	N/A	N/A	.120-.245in, 3.05-6.22mm	Copper	Tin	105°C	600V	Small pack	N/A	1, 2, 3, 4, 5, 6, 7	
SOLISTRAND Heat Resistant Parallel Splice	•	•	•	22-10AWG, .26-10.5mm ²	Closed	Uninsulated	No	N/A	N/A	N/A	N/A	N/A	.033-.051in, 0.84-1.30mm	Copper	Nickel	.061-.172in, 1.55-4.37mm	343°C	Designed to handle the voltage rating for the assigned wire	Loose piece	N/A	1, 7
SOLISTRAND High Temperature Non-Insulation Support Parallel Splice	•	•	•	22-10AWG, .26-6.64mm ²	Closed	Uninsulated	No	N/A	N/A	N/A	N/A	N/A	.033-.042in, 0.84-1.07mm	Nickel	Nickel	.061-.129in, 1.55-3.28mm	649°C	Designed to handle the voltage rating for the assigned wire	Loose piece	N/A	1
SOLISTRAND Parallel Splice	•	•	•	22AWG-600MCM, .26-304mm ²	Closed	Uninsulated	No	N/A	N/A	N/A	N/A	N/A	.033-.182in, 0.84-4.62mm	Copper	Tin	.061-.1483in, 1.55-3.767mm	170°C	Designed to handle the voltage rating for the assigned wire	Loose piece, small pack	N/A	1, 2, 3, 7, 10, 14
POKE-IN SPLICES																					
Push Grip Wire Connector	•	•	•	22-12AWG, .5-2.5mm ²	N/A	Uninsulated	No	N/A	N/A	N/A	N/A	N/A	N/A	Copper	Tin	105°C	600 V	Bag	N/A	N/A	
TWIST SPLICES																					
Twist Splice Wire Connector	•	•	•	22-6AWG, .33-13.3mm ²	N/A	Uninsulated	No	N/A	N/A	N/A	N/A	N/A	N/A	Steel	N/A	105°C	600V	Box	N/A	N/A	
TERMINAL HOUSING, INSULATION SLEEVES & BLOCKS																					
HEADERS																					
RAST 5 Tab Header Assembly	•	•	•	N/A	N/A	Insulated	No	.250x.032in, 6.35x.81mm	N/A	.484-1.665in, 12.30-42.30mm	N/A	N/A	N/A	Nylon	N/A	750°C	250V	Loose piece	N/A	N/A	
HOUSINGS																					
AMPIP Post-Insulation Pods Flag Receptacle Housing	•	•	•	N/A	N/A	Insulated	Yes	.110-.250in, 2.79-6.35mm	N/A	.225-.460in, 5.72-11.68mm	Housing	N/A	.110-.210in, 2.79-5.33mm	Nylon	N/A	125°C	Rated according to terminal, wire, application	Loose piece, reel	Contact TE Application Tooling*	N/A	
AMPIP Post-Insulation Pods Straight Receptacle Housing	•	•	•	N/A	N/A	Insulated	Yes	.110-.312in, 2.79-7.92mm	N/A	.338-.570in, 8.59-14.48mm	Housing	N/A	.125-.224in, 3.18-5.69mm	Nylon, polypropylene	N/A	105°C, 125°C	Rated according to terminal, wire, application	Loose piece	N/A	N/A	
Cluster Blocks 2.29 Housing	•	•	•	N/A	Open	Insulated	Yes	N/A	N/A	.695-.900in, 17.65-22.85mm	Housing	N/A	N/A	PA6+GF, PBT, PBT filled	N/A	110°C, 130°C, 140°C	115/230V	Loose piece	N/A	N/A	
Cluster Blocks 3.18 Housing	•	•	•	N/A	Open	Insulated	Yes	N/A	N/A	.756-1.015in, 19.45-25.80mm	Housing	N/A	N/A	PBT	N/A	110°C, 130°C, 140°C	115/230V	Loose piece	N/A	N/A	
FASTIN-FASTON 110 Receptacle Housing	•	•	•	N/A	Open	Uninsulated	Yes	.110in, 2.79mm	N/A	.236-.945in, 5.99-24.00mm	Housing	N/A	N/A	Nylon	N/A	125°C	250V	Loose piece	N/A	N/A	
FASTIN-FASTON 110 Tab Housing	•	•	•	N/A	Open	Uninsulated	Yes	.110in, 2.79mm	N/A	.264-.629in, 6.71-15.98mm	Housing	N/A	N/A	Nylon	N/A	125°C	250V	Loose piece	N/A	N/A	
FASTIN-FASTON 187 Housing	•	•	•	N/A	Open	Uninsulated	Yes	.187in, 4.75mm	N/A	.1325in, 33.66mm	Housing	N/A	N/A	Nylon	N/A	125°C	250V	Loose piece	N/A	N/A	
FASTIN-FASTON 250 Housing	•	•	•	N/A	Open	Uninsulated	Yes	.250x.015in, 6.35x.38mm	N/A	.402-1.579in, 10.2-40.1mm	Housing	N/A	N/A	Nylon	N/A	125°C	250V	Loose piece	N/A	N/A	
FASTON 110 Ignition Connector Multi-Position Housing	•	•	•	N/A	N/A	Insulated	N/A	.110in, 2.79mm	N/A	.444-.668in, 11.28-16.97mm	Housing	N/A	N/A	Nylon, polyester	N/A	90°C, 125°C	Rated according to terminal, wire, application	Loose piece	N/A	N/A	
FASTON 250 Multi-Position Housing	•	•	•	N/A	N/A	Insulated	N/A	.250in, 6.35mm	N/A	N/A	Housing	N/A	N/A	Nylon	N/A	125°C	Rated according to terminal, wire, application	Loose piece	N/A	N/A	
Positive Lock 110 Receptacle Housing	•	•	•	N/A	N/A	Insulated	No	.110x.020in, 2.79x.51mm	N/A	.234-.504in, 5.95-12.80mm	Housing	N/A	N/A	Nylon	N/A	105°C	Rated according to terminal, wire, application	Loose piece	N/A	N/A	
Positive Lock Mark I Receptacle Housing	•	•	•	N/A	N/A	Insulated	No	.250x.032in, 6.35x.81mm	N/A	.354-.596in, 8.99-15.14mm	Housing	N/A	N/A	Nylon	N/A	105°C	Rated according to terminal, wire, application	Loose piece	N/A	N/A	
Positive Lock Mark II 187 Receptacle Housing	•	•	•	N/A	N/A	Insulated	No	.187x.020-.032in, 4.75x.51-.81mm	N/A	.290-.953in, 7.80-24.20mm	Housing	N/A	N/A	Nylon	N/A	105°C	Rated according to terminal, wire, application	Loose piece	N/A	N/A	
Positive Lock Mark II 250 Flag Receptacle Housing	•	•	•	N/A	N/A	Insulated	No	.250x.032in, 6.35x.81mm	N/A	.748in, 19.00mm	Housing	N/A	N/A	Nylon	N/A	105°C	Rated according to terminal, wire, application	Loose piece	N/A	1, 8, 43, 45, 47	
Positive Lock Mark II 250 Receptacle Housing	•	•	•	N/A	N/A	Insulated	No	.250x.032in, 6.35x.81mm	N/A	.354-1.350in, 9.00-34.20mm	Housing	N/A	N/A	Nylon	N/A	105°C, 240°C	Rated according to terminal, wire, application	Loose piece	N/A	1, 8, 43, 45, 47	
Positive Lock Mark III 187 Receptacle Housing	•	•	•	N/A	N/A	Insulated	No	.187x.020-.032in, 4.75x.51-.81mm	N/A	.280-.960in, 7.11-24.38mm	Housing	N/A	.020-.032in, .51-.81mm	Nylon	N/A	105°C	Rated according to terminal, wire, application	Loose piece	N/A	N/A	
Positive Lock Mark III 250 Receptacle Housing	•	•	•	N/A	N/A	Insulated	No	.250x.032in, 6.35x.81mm	N/A	.250in, 6.35mm	Housing	N/A	N/A	Nylon	N/A	105°C	Rated according to terminal, wire, application	Loose piece	N/A	N/A	
Positive Lock RAST 5 Receptacle Housing	•	•	•	N/A	N/A	Insulated	No	.250x.032in, 6.35x.81mm	N/A	.786in, 19.96mm	Housing	N/A	.013in, .32mm	Nylon	N/A	105°C	Rated according to terminal, wire, application	Loose piece	N/A	N/A	
RAST 5 Tab Housing	•	•	•	N/A	N/A	Insulated	No	6.3x.8mm	N/A	.75-.232in, 19.0-59.0mm	N/A	N/A	N/A	Polyamide	N/A	750C	Rated according to terminal, wire, application	Loose piece	N/A	N/A	
INSULATION SLEEVES																					
Insulation Sleeves for FASTON Receptacles	•	•	•	N/A	N/A	Insulated	Yes	N/A	N/A	.228-.335in, 5.80-8.50mm	N/A	N/A	N/A	Soft Vinyl Chloride Cloudy	N/A	60°C	Rated according to terminal, wire, application	Loose piece	N/A	N/A	
WIRE CAPS																					
Closed End Splice Wire Cap	•	•	•	22-10AWG, .3-6.0mm ² and Unstripped Wire	Closed	Insulated	Yes	N/A	N/A	N/A	N/A	N/A	Stripped Wire: .124-.21in, 3.15-5.33mm Unstripped Wire: .048-.22in, 1.22-5.59mm	Copper	Tin	N/A	600V	Loose piece	N/A	2, 3	
STRATO-THERM Pre-Insulated Wire Cap	•	•	•	Unstripped Wire	Closed	Insulated	Yes	N/A	N/A	N/A	N/A	N/A	.036-.138in, .91-3.51mm	Copper	Nickel	288°C	Designed to handle the voltage rating for the assigned wire	Loose piece	N/A	37	

HAND TOOL REFERENCE

#	TOOL
1	DOUBLE ACTION HAND TOOL (DAHT)
2	SDE PRO-CRIMPER III TOOL & DIE-SET
3	DIE-SET SDE (SHOULDER)
4	SUPER CHAMP II
5	DIE-SET CERTI-LOK WITH TERMINAL LOCATOR
6	TETRA-CRIMP HAND TOOL
7	HEAVY HEAD HAND TOOL (HHHT)
8	DIE-SET ERGOCRIMP
9	KIT - STANDARD EXTRACTION TOOL
10	SPECIAL DIE-SET FOR SDE ELECTRIC TERMINATOR 1490076-2
11	CUSTOM EXTRACTION TOOL FOR FASTIN-FASTON TERMINALS
12	CUSTOM EXTRACTION TOOL FOR CIRCULAR DIN AND AMP MCP TERMINALS
13	DIE-SET SDE (PIN)
14	HYDRAULIC HAND TOOL - SOLISTRAND
15	DIE-SET TETRA-CRIMP HAND TOOL
16	MINI CERTI-LOK
17	MINI CERTI-LOK HEAD
18	CERTI-CRIMP II STRAIGHT ACTION HAND TOOL (SAHT) - SHORT HANDLE
19	CERTI-CRIMP II STRAIGHT ACTION HAND TOOL (SAHT) - LONG HANDLE
20	TRAPEZIUM CRIMP TOOL
21	SQUARE CRIMP TOOL
22	CUSTOM INSERTION FOR AMP MCP TERMINALS
23	CUSTOM EXTRACTION TOOL #1 FOR AMP MCP TERMINALS
24	CERTI-CRIMP II STRAIGHT ACTION HAND TOOL (SAHT)
25	HANDTOOL AND TERMINAL KIT - INSULATED TERMINALS
26	CUSTOM EXTRACTION TOOL FOR AMPSEAL 16 TERMINALS
27	CRIMPAC CG - AMPLIVERSAL
28	CUSTOM EXTRACTION TOOL #2 FOR AMP MCP TERMINALS



STRAIGHT ACTION HAND TOOL (SAHT)



DOUBLE ACTION HAND TOOL (DAHT)



PRO-CRIMPER



HEAVY HEAD HAND TOOL (HHHT)

#	TOOL
29	CERTI-CRIMP II STRAIGHT ACTION HAND TOOL (SAHT) - HEAD ASSEMBLY (SQUARE)
30	HAND TOOL KIT - MCP CONTACTS
31	HAND TOOL - WIRE END FERRULE
32	DOUBLE ACTION HAND TOOL (DAHT) - NO RATCHET
33	CERTI-CRIMP SAHT - U HEAD
34	DIE-SET C-HEAD STRAIGHT ACTION HAND TOOL (SAHT)
35	DIE-SET C-HEAD STRAIGHT ACTION HAND TOOL (SAHT) - HD
36	DIE-SET ERGOCRIMP - CHROME
37	CERTI-CRIMP STRAIGHT ACTION HAND TOOL (SAHT)
38	STRAIGHT ACTION - DOUBLE ACTION HAND TOOL (SADAHT)
39	ERGOCRIMP TOOL & DIE-SET
40	ECONOMY STRAIGHT ACTION HAND TOOL (SAHT)
41	DIE-SET CERTI-LOK
42	CUSTOM INSERTION TOOL FOR CIRCULAR DIN TERMINALS
43	CUSTOM EXTRACTION TOOL #1 FOR POSITIVE LOCK HOUSINGS
44	CUSTOM EXTRACTION TOOL #2 FOR POSITIVE LOCK HOUSINGS
45	PEZ 100
46	CUSTOM EXTRACTION TOOL #3 FOR POSITIVE LOCK HOUSINGS
47	CUSTOM EXTRACTION TOOL #4 FOR POSITIVE LOCK HOUSINGS
48	CERTI-CRIMP II SAHT - STANDARD TOOL
49	MINI CERTI-LOK FOR THIN WALL CABLE
50	DIE-SET HYDRAULIC HAND TOOL
51	HAND TOOL #1 FOR PRE-INSULATED HEAT SHRINK TERMINALS AND SPLICES
52	HAND TOOL #2 FOR PRE-INSULATED HEAT SHRINK TERMINALS AND SPLICES



TETRA-CRIMP HAND TOOL



SDE MICRO



C-HEAD SINGLE ACTION HAND TOOL (SAHT)

* Please contact TE Application Tooling to identify the exact solution for your terminal, splice, or contact part number.

<http://www.te.com/usa-en/products/application-tooling/intersection/at-inside-sales.html>

Email: ToolingSales@te.com

Tel: +1 (717) 810-2082

te.com

BUDGET LINE, COPALUM, MAG-MATE, SOLISTRAND, AMPLIVAR, Positive Lock, PLASTI-GRIP, AMPOWER, PRO-CRIMPER, CoolSplice, AMPSEAL, AMP, DEUTSCH, SIAMEZE, FASTON, DIAMOND GRIP, STRATO-THERM, TERMINYL, AMPIP, AMP EDGE, FASTIN-FASTON, TETRA-CRIMP, SUPER CHAMP, CERTI-CRIMP, CERTI-LOK, DYNA-CRIMP, TE Connectivity, TE connectivity (logo) and EVERY CONNECTION COUNTS are trademarks. All other logos, products and/or company names referred to herein might be trademarks of their respective owners.

The information given herein, including drawings, illustrations and schematics which are intended for illustration purposes only, is believed to be reliable. However, TE Connectivity makes no warranties as to its accuracy or completeness and disclaims any liability in connection with its use. TE Connectivity's obligations shall only be as set forth in TE Connectivity's Standard Terms and Conditions of Sale for this product and in no case will TE Connectivity be liable for any incidental, indirect or consequential damages arising out of the sale, resale, use or misuse of the product. Users of TE Connectivity products should make their own evaluation to determine the suitability of each such product for the specific application.

© 2017 TE Connectivity Ltd. family of companies All Rights Reserved.

08/17 Original