

MINIATURE CIRCULAR PLASTIC CONNECTORS (CPC)



AMP Miniature Circular Plastic Connectors (CPC) are available in wire-to-wire and wire-to-panel configurations. Utilizes existing Mini-Universal MATE-N-LOK stamped and formed contacts designed for up to 500 mating cycles when plated with gold or up to 50 cycles with tin plating. Nylon housings offer good resistance to a wide range of chemical agents while the IP67 sealing helps prevent ingress of dirt or fluids that could have an adverse effect on the contact interface. Helps provide robust solutions in industrial, instrumentation and transportation applications where size, contact density and environmental exposure are primary concerns.

TABLE OF CONTENTS

Miniature Circular Plastic Connectors

- Product Facts and Technical Documents.....3
- Contact Arrangements.....3
- Receptacles and Plugs, Shell Size 8 (4 Position shown).....4
- Receptacles and Plugs, Shell Size 11 (9 Position shown).....5
- Contacts and Application Tooling.....6
- Accessories.....6-7

MINIATURE CIRCULAR PLASTIC CONNECTORS

Product Facts

- Two shell sizes: Size 8 (1-4) or Size 11 (5-9) contact positions
- Pre-positioned 1/4 turn coupling ring with positive lock and alignment feature
- Unique contact pattern for each position size helps prevent accidental mating with other position sizes
- Sealed to IP67 (Protected against immersion in water up to 1 meter for 1/2 hour)
- Front or rear jam nut panel mounting
- No assembly required
- Receptacle available in free-hanging or panel mount versions
- Alternate keys available

Technical Documents

Product Specifications

[108-2079](#) Miniature CPC Connectors

Application Specification

[114-13105](#)

Material and Finish

Seal, Wire Entry - Elastomer, yellow or white

Seal, Peripheral - Elastomer, gray

Housing - Thermoplastic, black

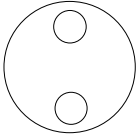
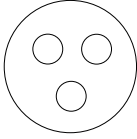
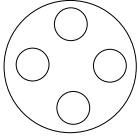
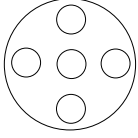
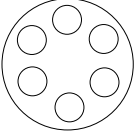
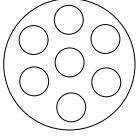
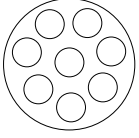
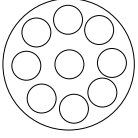
Protector, Seal - Thermoplastic, natural

Ring, Coupling - Thermoplastic, black

Nut, Jam - Brass, nickel plated

Plate, Seal Retention - Thermoplastic, black

CONTACT ARRANGEMENTS

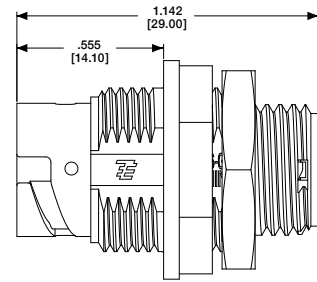
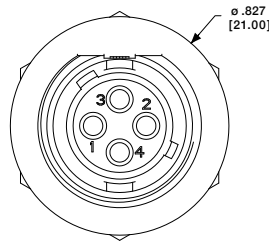
Miniature CPC 5-13 A/250V AC/DC					
Shell Size					
8					
		8-2	8-3	8-4	
11					
	11-5	11-6	11-7	11-8	11-9

Dimensions are in inches and millimeters unless otherwise specified. Values in brackets are metric equivalents. Dimensions are shown for reference purposes only. Specifications subject to change.

RECEPTACLES AND PLUGS, SHELL SIZE 8 (4 POSITION SHOWN)

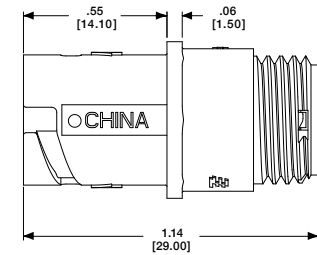
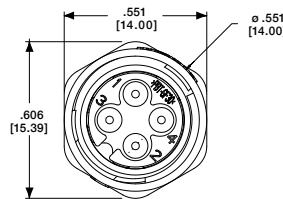
Receptacle Assembly, Panel Mount

(Order pin contacts separately - see page 6)



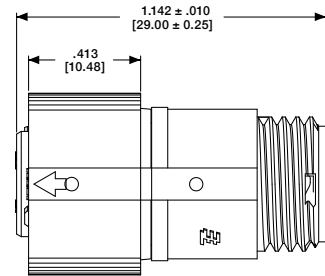
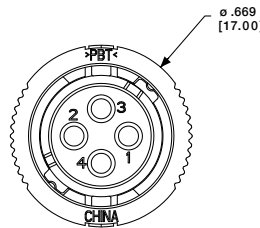
Receptacle Assembly, Free-Hanging

(Order pin contacts separately - see page 6)



Plug Assembly

(Order socket contacts separately - see page 6)



Housing Part Numbers

Arrangement		Insulation Diameter Range	Housing Part Numbers		
Shell Size	No. of Pos.		Panel Mount Receptacle	Free-Hanging Receptacle	Plug
8	2	.035-.059 [.89-1.5]	1445538-1	-	1445535-1
		.059-.110 [1.5-2.39]	1445538-3	1445522-3	1445535-3
8	3	.035-.059 [.89-1.5]	1445537-1	-	1445534-1
		.059-.110 [1.5-2.39]	1445537-3	1445510-3	-
8	4	.035-.059 [.89-1.5]	1445421-1	1445389-1	1445390-1
		.059-.110 [1.5-2.39]	1445421-3	1445389-3	1445390-3

Note: Alternate keys available (115° part numbers shown in above chart)

Related Product Data

Part Numbers - Page 5

Contacts - Page 6

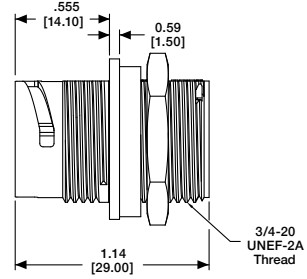
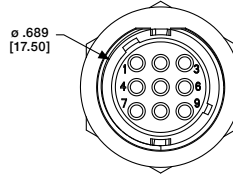
Accessories - Page 6-7

Note: All part numbers are RoHS Compliant.

RECEPTACLES AND PLUGS, SHELL SIZE 11 (9 POSITION SHOWN)

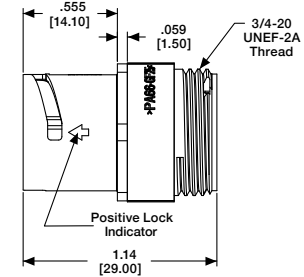
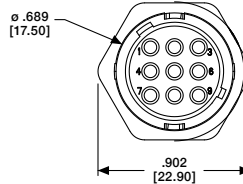
Receptacle Assembly, Panel-Mount

(Order pin contacts separately - see page 6)



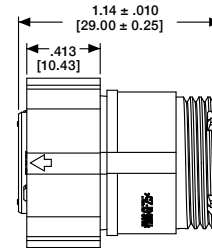
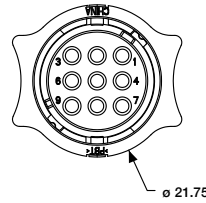
Receptacle Assembly, Free-Hanging

(Order pin contacts separately - see page 6)



Plug Assembly

(Order socket contacts separately - see page 6)



Housing Part Numbers

Arrangement		Insulation Diameter Range	Housing Part Numbers		
Shell Size	No. of Pos.		Panel Mount Receptacle	Free-Hanging Receptacle	Plug
11	5	.035-.059 [.89-1.5]	1445824-1	1445829-1	1445820-1
		.059-.110 [1.5-2.39]	1445824-3	1445829-3	1445820-3
11	6	.035-.059 [.89-1.5]	1445823-1	1445828-1	1445819-1
		.059-.110 [1.5-2.39]	1445823-3	1445828-3	1445819-3
11	7	.035-.059 [.89-1.5]	-	1445827-1	1445818-1
11	8	.035-.059 [.89-1.5]	1445821-1	1445826-1	1445817-1
		.059-.110 [1.5-2.39]	1445821-3	-	1445817-3
11	9	.035-.059 [.89-1.5]	1445816-1	1445825-1	1445807-1
		.059-.110 [1.5-2.39]	1445816-3	1445825-3	1445807-3

Note: Alternate keys available (115° part numbers shown in above chart)

Dimensions are in inches and millimeters unless otherwise specified. Values in brackets are metric equivalents. Dimensions are shown for reference purposes only. Specifications subject to change.

CONTACTS AND APPLICATION TOOLING

Pin (for Receptacles)

Socket (for Plugs)



Wire Size Range AWG [mm ²]	Ins. Dia. Range	Material and Finish	Contact Part Numbers				OCEAN Applicator Part No.	Hand Tool Part No.
			Pin		Socket			
			Strip Form	Loose Piece	Strip Form	Loose Piece		
30-26 [.05-.12]	.035-.050 [.889-1.27]	Brass, Pre-tin	770835-1	794059-1	770834-1	794058-1	2266136-1	2217755-1
		Phos. Brz., Pre-tin	-	-	770834-4	-		
		Brass, Duplex ¹	1-770835-0	1-794059-0	1-770834-0	1-794058-0		
		Phos. Brz., Duplex ¹	-	-	1-770834-1	-		
26-22 [.12-.3]	.047-.069 [1.19-1.75]	Brass, Pre-tin	770901-1	770985-1	770902-1	770986-1	2151017-1	91529-1
		Phos. Brz., Pre-tin	-	-	770902-4	-		
		Brass, Duplex ¹	1-770901-0	1-770985-0	1-770902-0	1-770986-0		
		Phos. Brz., Duplex ¹	-	-	1-770902-1	-		

¹ Duplex Finish - Plated with .000030 [.000762] min. gold in mating area and .000100 [.00254] min. tin in crimping area over .000050 [.00127] min. nickel underplate on entire contact.

Note: All part numbers are RoHS Compliant.

Contact Extraction Tool

Part No. [189727-1](#)

Instruction Sheet [408-4118](#)

Contact Insertion Tool

Part No. [91002-1](#)

Instruction Sheet [408-7347](#)

(For inserting contacts applied to small diameter wire)

ACCESSORIES (All accessories must be ordered separately.)

Strain Reliefs



Shell Size	Part Number	
	Straight	Right-Angle
8	1445730-1	1445771-1
11	1445856-1	1546746-3¹
		1546746-4²

¹ Open Style

² With Cover

Heat Shrink Boots



Shell Size	Part Number
8	1546997-1
11	1546921-1

ACCESSORIES (All accessories must be ordered separately.)

Flange Seals



Shell Size	Part Number
8	1445420-1
11	1445420-2

Jam Nuts



Shell Size	Thread	Part Number
8	5/8-24 UNEF-2B	1604196-1
11	3/4-20 UNEF-2B	1445904-1

Dust Caps



Shell Size	Part Number
8	1604089-1
11	1604089-2

Miniature Circular Plastic Connectors

Connect With Us

We make it easy to connect with our experts and are ready to provide all the support you need.

Visit te.com/support to chat with a Product Information Specialist.

TE Connectivity
Connected Living Solutions

te.com/circular-plastic-connector

TE, TE Connectivity, TE connectivity (logo), and EVERY CONNECTION COUNTS are trademarks owned or licensed by the TE Connectivity plc family of companies. Other product names, logos, and company names mentioned herein may be trademarks of their respective owners.

The information given herein, including drawings, illustrations and schematics which are intended for illustration purposes only, is believed to be reliable. However, TE Connectivity makes no warranties as to its accuracy or completeness and disclaims any liability in connection with its use. TE Connectivity's obligations shall only be as set forth in TE Connectivity's Standard Terms and Conditions of Sale for this product and in no case will TE Connectivity be liable for any incidental, indirect or consequential damages arising out of the sale, resale, use or misuse of the product. Users of TE Connectivity products should make their own evaluation to determine the suitability of each such product for the specific application.

©2026 TE Connectivity. All Rights Reserved.

05-26