

MAG-MATE TERMINALS FOR FINE ALUMINUM AND COPPER MAGNET WIRE

PRODUCT FLYER

MAG-MATE terminals are insulation displacement connection (IDC) terminals for copper and aluminum magnet wire terminations. These new additions to the product line accommodate single or double 33-27 AWG (0.18-0.36mm dia.) aluminum magnet wires or 34-28 AWG (0.16-0.32mm dia.) copper magnet wires. These parts offer either a solder post or a 110 series FASTON tab as an input/output option.

As with other MAG-MATE terminals, these are designed to be inserted into specified cavities in bobbins or housings by MAG-MATE terminal insertion machines, precisely positioning the magnet wires within the "U" shaped termination slots. The clean metal -to-metal interface produces stable, gas-tight electrical terminations free of oxides and other contaminants. No pre-stripping of the magnet wire is required, and there is no high temperature soldering or welding process that might damage heat-sensitive wiring or components.

A broad range of existing MAG-MATE and mini MAG-MATE terminals are available for use with magnet wire ranging from 52-12 AWG (0.254-2.05mm dia.).

TECHNICAL DETAILS

- Material: Tin plated brass
- Product Specification: [108-2012](#)
- Application Specification: [114-2069](#)

KEY FEATURES AND BENEFITS

- Terminate film-insulated copper and aluminum magnet wire
- Helps to eliminate need for pre-stripping conductors
- Accommodate 33-27 AWG (0.18-0.36mm dia.) aluminum wire or 34-28 AWG (0.16-0.32mm dia.) copper wire
- Simultaneously terminate two magnet wires of the same size in one terminal (for splicing or bi-filing)
- Helps to eliminate soldering or welding processes that might damage heat-sensitive wiring or components.

APPLICATIONS



Motor
windings and
connections



Coil
connections



Transformer
windings and
connections



Bobbin
connections





Lighting
ballasts



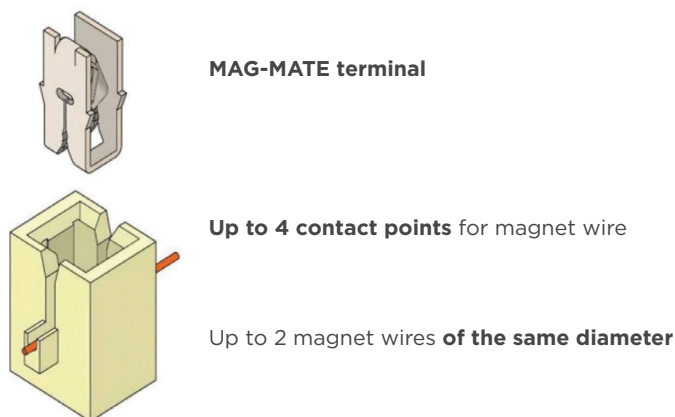
Power
supplies

MAG-MATE TERMINALS FOR FINE AL AND CU WIRE

PART DETAILS

Part Number	Input/Output Type	Image	Aluminum Magnet Wire Range		Copper Magnet Wire Range		Wire Slot ID	Typical Cavity Size
			AWG	mm dia.	AWG	mm dia.		
2238061-1	Solder Post		33-31	0.18-0.23	34-33	0.16-0.18	3	1
2238060-1			31-29	0.23-0.29	33-31	0.18-0.23	4	
2238062-1			29-27	0.29-0.36	31-28	0.23-0.32	5	
2238087-1	110 FASTON Tab		33-31	0.18-0.23	34-33	0.16-0.18	3	
2238088-1			31-29	0.23-0.29	33-31	0.18-0.23	4	
2238089-1			29-27	0.29-0.36	31-28	0.23-0.32	5	

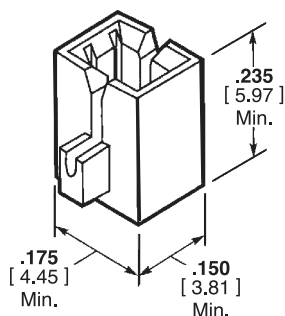
MAG-MATE TERMINAL AND CAVITY



Cavities are either integrated into coil bodies or especially designed cavity housings.

TYPICAL PLASTIC CAVITY

For reference only. Not a purchased item. Manufacture only according to TE specification.



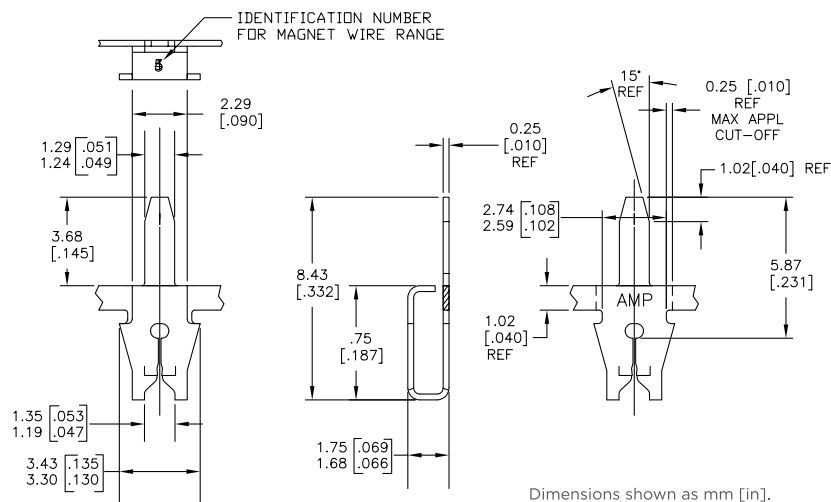
Cavity Size 1
 .187 [4.75] Box MAG-MATE
 (Application Spec. [114-2069](#))
 Dimensions shown as in [mm].

MAG-MATE TERMINALS FOR FINE AL AND CU WIRE

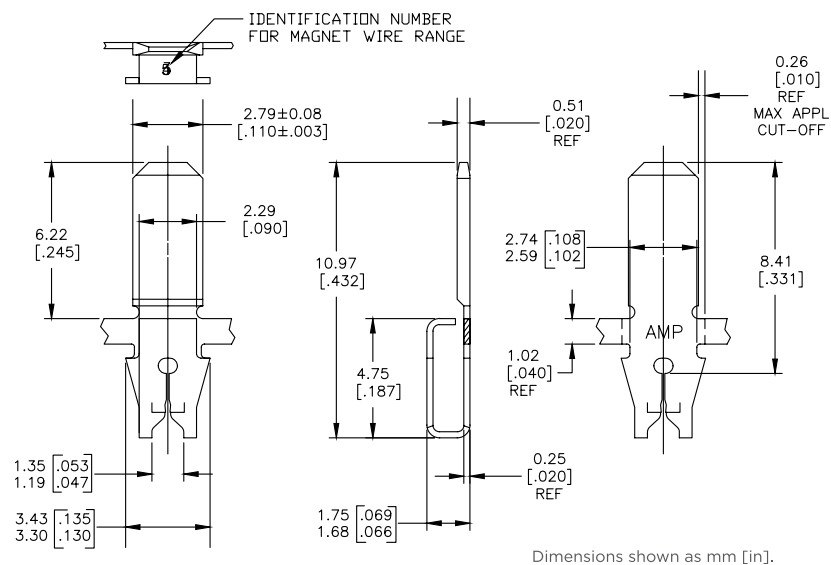
OUTLINE DIMENSIONS (FOR REFERENCE ONLY)

Note that wire slot dimensions and ID number vary by part number. See customer drawings on te.com for detailed dimensions.

SOLDER POST TERMINALS ([2238060-1](#), [2238061-1](#), [2238062-1](#))



110 TAB TERMINALS ([2238087-1](#), [2238088-1](#), [2238089-1](#))



CONNECT WITH US

We make it easy to connect with our experts and are ready to provide the support you need. Visit te.com/support to chat with a Product Information Specialist.

te.com/mag-mate-terminals

MAG-MATE, FASTON, TE Connectivity, TE, TE connectivity (logo) and EVERY CONNECTION COUNTS are trademarks owned or licensed by the TE Connectivity plc family of companies. All other logos, products and/or company names referred to herein might be trademarks of their respective owners.

While TE has made every reasonable effort to ensure the accuracy of the information in this document, TE does not guarantee that it is error-free, nor does TE make any other representation, warranty or guarantee that the information is accurate, correct, reliable or current. TE reserves the right to make any changes to the information contained herein without prior notice. TE Connectivity's obligations shall only be as set forth in TE Connectivity's Standard Terms and Conditions of Sale for this product and in no case will TE Connectivity be liable for any incidental, indirect, or consequential damages arising out of the sale, resale, use, or misapplication of the product. TE expressly disclaims any implied warranties with respect to the information contained herein, including, but not limited to, implied warranties of merchantability or fitness for a particular purpose. Dimensions, specifications and/or information contained herein are for reference purposes only and are subject to change without notice. Consult TE for the latest dimensions, specifications and/or information. Users of TE Connectivity products must make their own assessment as to whether the respective product is suitable for the respective desired application.

©2025 TE Connectivity. All Rights Reserved.

Published 08-25