

2D CRIMP AMPLIVAR SPLICE

TE Connectivity's (TE) 2D AMPLIVAR splices combine the superior connection and easy to use features of AMPLIVAR splices with our innovative 2D crimp technology to provide a magnet wire splice solution that is easy to use and that can simplify inventory and manufacturing processes at the same time.

2D AMPLIVAR splices are offered in pigtail and thru types that can be used with stranded or solid copper or aluminum magnet wire (3 magnet wires max.) of various sizes and combinations. The innovation behind TE's 2D crimp technology is its ability to use one splice and a single adjustable applicator across many different wire sizes. That means only 1 splice part number is required to be used across a broad range (600-7000 CMA) of wire sizes. The reduction of part and applicators needed significantly reduces the complexity of design-in, assembly, procurement and inventory management.

INDUSTRIES

MOTORS, FANS, VALVES AND PUMPS FOUND WITHIN:

- Small Home Appliances
- Major Home Appliances
- HVAC
- Automotive
- Industrial Machinery and Automation

TECHNICAL DETAILS

- Material: Tin Plated Brass
- Product Specification: [108-143147](#)
- Application Specification: [114-143147](#)
- Temperature Rating: -65°C to 150°C

KEY FEATURE AND BENEFITS

- Can be used with copper or aluminum magnet wires (3 magnet wires max.)
- Helps to eliminate soldering or welding processes providing applied cost savings through improving operating efficiency
- Eliminating the soldering or welding processes helps to reduce the risks of potentially damaging heat-sensitive wiring and/or emitting chemical fumes
- Pre-stripping of wires is not needed - saving time and reducing waste
- 2D technology helps to allow for automation of the magnet wire termination process which offers a reliable and stable manufacturing process with consistent quality results

APPLICATIONS



Small Domestic
Applications



Major Home
Appliances



Automotive



HVAC



Industrial Machinery
and Automation

2D CRIMP AMPLIVAR SPLICE

PART DETAILS

Part Number	Description	AWG Range	CMA Range	Stock Thickness
2238235-1 (pkg on reel)	AMPLIVAR 2D Splice, Thru	22-12 AWG	600-7000	0.020" (0.51mm)
2238236-1 (pkg on reel)	AMPLIVAR 2D Splice, Open Barrel Pigtail	22-12 AWG	600-7000	0.020" (0.51mm)

*Arbor press manual unit and appropriate tooling pack required

TOOLING

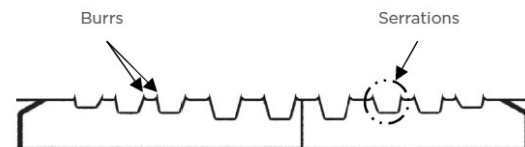
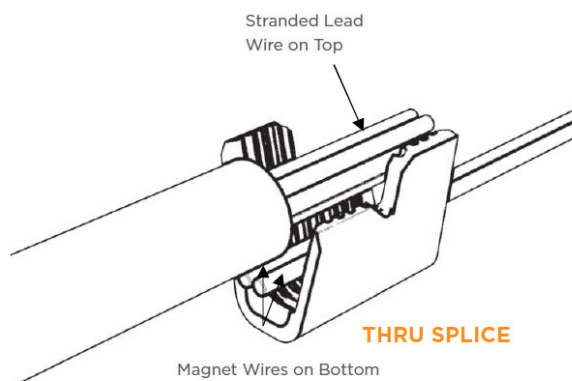
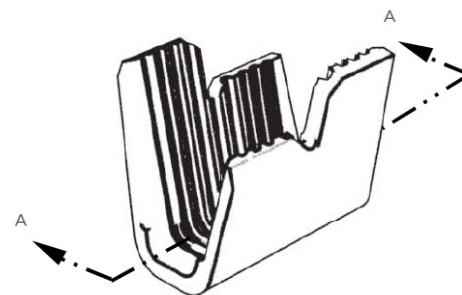
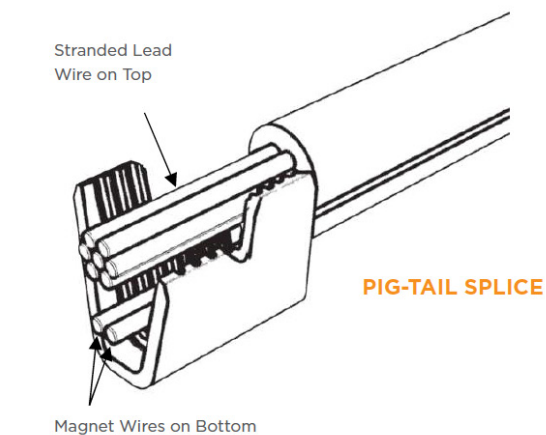
For High Volume Production:

- - APT 5A AMPLIVAR machine (for pigtail splice) [1-2161800-9](#)
- - [2497000-1](#) or [2475000-2](#) (both for pigtail splice) + the respective Ocean Applicator
- - Model GII thru-splice [2217002-1](#) (for thru-splice) + the respective
- Thru-Splice Applicator

* Instruction sheet for Manual Arbor Press with Removable Tooling Packs: 408-160034

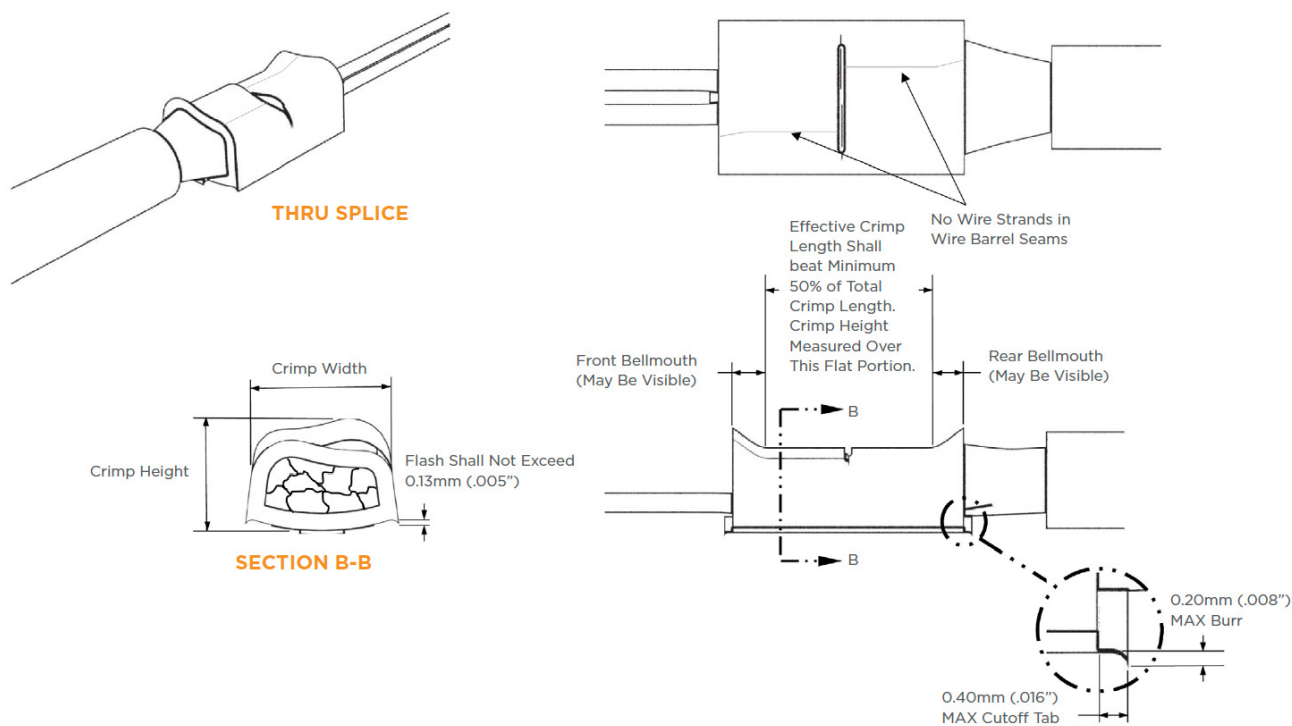


2D AMPLIVAR PIG-TAIL AND THRU SPLICE TERMINATION PROCESS



2D CRIMP AMPLIVAR SPLICE

2D AMPLIVAR SPLICE TERMINATION INSPECTION



Connect With Us

We make it easy to connect with our experts and are ready to provide all the support you need.

Visit te.com/support to chat with a Product Information Specialist.

te.com/amplivar-terminals-and-splices

TE Connectivity, TE connectivity (logo), TE, AMPLIVAR and EVERY CONNECTION COUNTS are trademarks owned or licensed by the TE Connectivity plc family of companies. All other logos, products and/or company names referred to herein might be trademarks of their respective owners.

While TE has made every reasonable effort to ensure the accuracy of the information in this document, TE does not guarantee that it is error-free, nor does TE make any other representation, warranty or guarantee that the information is accurate, correct, reliable or current. TE reserves the right to make any changes to the information contained herein without prior notice. TE Connectivity's obligations shall only be as set forth in TE Connectivity's Standard Terms and Conditions of Sale for this product and in no case will TE Connectivity be liable for any incidental, indirect, or consequential damages arising out of the sale, resale, use, or misapplication of the product. TE expressly disclaims any implied warranties with respect to the information contained herein, including, but not limited to, implied warranties of merchantability or fitness for a particular purpose. Dimensions, specifications and/or information contained herein are for reference purposes only and are subject to change without notice. Consult TE for the latest dimensions, specifications and/or information. Users of TE Connectivity products must make their own assessment as to whether the respective product is suitable for the respective desired application.

© 2025 TE Connectivity. All Rights Reserved.

10/25