

P	LTR	DESCRIPTION	DATE	DWN	APVD
	A1	INITIAL	24APR2019	BP	-


1 INCLUDES FOUR INTERCHANGABLE AC BLADES FOR AUSTRALIA, US, UK AND EUROPE (SEE BELOW PICTORIAL REFERENCES)

2 POWER SUPPLY IS RoHS COMPLIANT.

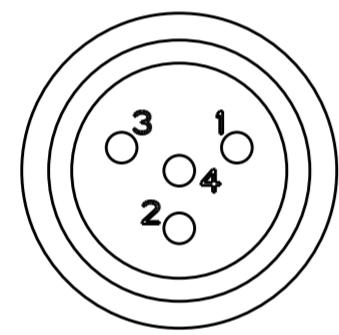
3 UK POWER ADAPTER ONLY

4 EU POWER ADAPTER ONLY

5 US POWER ADAPTER ONLY

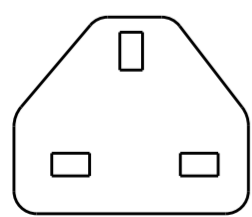



5 US BLADE SHOWN INSTALLED ON POWER SUPPLY




SECTION A-A
SCALE 4:1

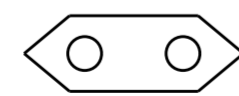
PIN ASSIGNMENT	
PIN 1	NEGATIVE
PIN 2	N/A
PIN 3	N/A
PIN 4	POSITIVE



AUSTRALIA



3 UK



4 EUROPE

1 AC BLADE SHAPE REFERENCES

5	Power Supply, 5VDC, 18W, mini-XLR, US	PS-5V-3W-MXLR-D
4	Power Supply, 5VDC, 18W, mini-XLR, EU	PS-5V-3W-MXLR-E
3	Power Supply, 5VDC, 18W, mini-XLR, UK	PS-5V-3W-MXLR-U
1	Power Supply, 5VDC, 18W, mini-XLR, Universal	VMDA-PS-5
AC BLADE	DESC	PART NUMBER

THIS DRAWING IS A CONTROLLED DOCUMENT.		DWN B. PIPER	20DEC2018	TE Connectivity	
DIMENSIONS: inches		CHK -	APVD -		
TOLERANCES UNLESS OTHERWISE SPECIFIED:		PRODUCT SPEC -		APPLICATION SPEC -	
0 PLC ±		WEIGHT -		RESTRICTED TO	
1 PLC ±		MATERIAL SEE BOM		SIZE A2	
2 PLC ±		FINISH -		CAGE CODE 00779	
3 PLC ±		CUSTOMER DRAWING		DRAWING NO C-VMDA-PS-5	
4 PLC ±		SCALE NTS		SHEET 1 OF 1	
ANGLES ±		REV A1			