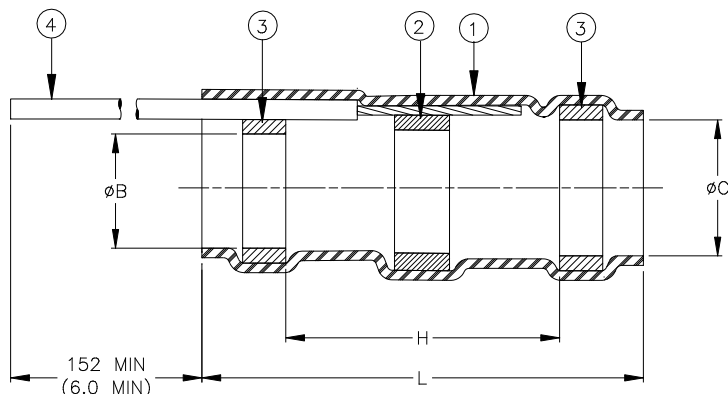


CUSTOMER DRAWING



Product Name	Component Dimensions					Cable Dimensions			
	Ident. Code	L±1.75 (L±0.07)	Ø B min	Ø C min	H min	Ø D max	Ø E max	Ø F min	Ø G max
S02-07-R-XX	SIZE2R	16.5 (0.650)	2.65 (0.105)	3.68 (0.140)	8.25 (0.325)	2.65 (0.105)	3.68 (0.140)	1.40 (0.055)	0.72 (0.030)
S02-08-R-XX	SIZE3R	16.5 (0.650)	4.30 (0.170)	5.08 (0.200)	8.25 (0.325)	4.30 (0.170)	5.08 (0.200)	2.15 (0.085)	1.25 (0.050)
S02-10-R-XX	SIZE5R	19.1 (0.750)	7.00 (0.275)	7.60 (0.300)	8.25 (0.325)	7.00 (0.275)	7.60 (0.300)	4.30 (0.170)	2.50 (0.100)

MATERIALS

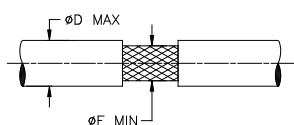
- INSULATION SLEEVE: Heat-shrinkable, transparent blue, radiation cross-linked modified polyvinylidene fluoride.
- SOLDER PREFORM WITH FLUX:
 - SOLDER: TYPE Sn63 per ANSI J-STD-006.
 - FLUX: TYPE ROL1 per ANSI-J-STD-004.
 - THERMAL INDICATOR: Color change violet to colorless.
- MELTABLE RINGS: Thermally stabilized thermoplastic. Color: blue.
- PRE-INSTALLED LEAD: RAYCHEM 55A0111-22-XX* in accordance with MIL-W-22759/32-22-XX*
 - *XX: Part name and lead callout shall be replaced with lead color designation per MIL-STD-681.
 - Colors available: solid and with single stripe.

APPLICATION

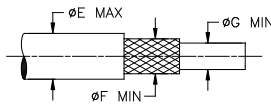
- These parts are designed to provide an environment protected shield termination on cables, rated for 105°C minimum, meeting the dimensional criteria listed and having tin or silver plated shields and insulation compatible with the insert material. For compatible insulations, consult TE Connectivity.
- When installed per Raychem process standard RCPS-100-70, assemblies will meet those requirements of Raychem Specification RT-1404.
- For assembly information, refer to Raychem document RCPS-100-70.
- Parts shall be marked with identification code per table.

For best results, prepare the cable as shown:

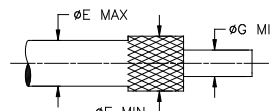
- Strip length of shield: 6.35 – 8.25 (.250 - .325)
- Use methods (a) or (b) with cable rated for 125°C and above. Use method (c) for cables rated for 105°C and cable with spiral wrapped shields.




a) Window Strip



b) End Strip



c) End Strip with Fold Back

		Raychem THERMOFIT DEVICES		TITLE: SOLDERSLEEVE* SHIELD TERMINATION ENVIRONMENT RESISTANT WITH LEAD	
Unless otherwise specified dimensions are in millimeters. [Inches dimensions are shown in brackets]				DOCUMENT NO.: S02-07/08/-10-R-XX	
TOLERANCES: 0.00 N/A 0.0 N/A 0 N/A	ANGLES: N/A ROUGHNESS IN MICRON	TE Connectivity reserves the right to amend this drawing at any time. Users should evaluate the suitability of the product for their application.		REV : A1	DATE : 27OCT2023
DRAWN BY: D. MALLIKA	DATE: 19NOV2021	ECN: ECN-23-234831	SCALE: NTS	SIZE: A	SHEET: 1 of 1