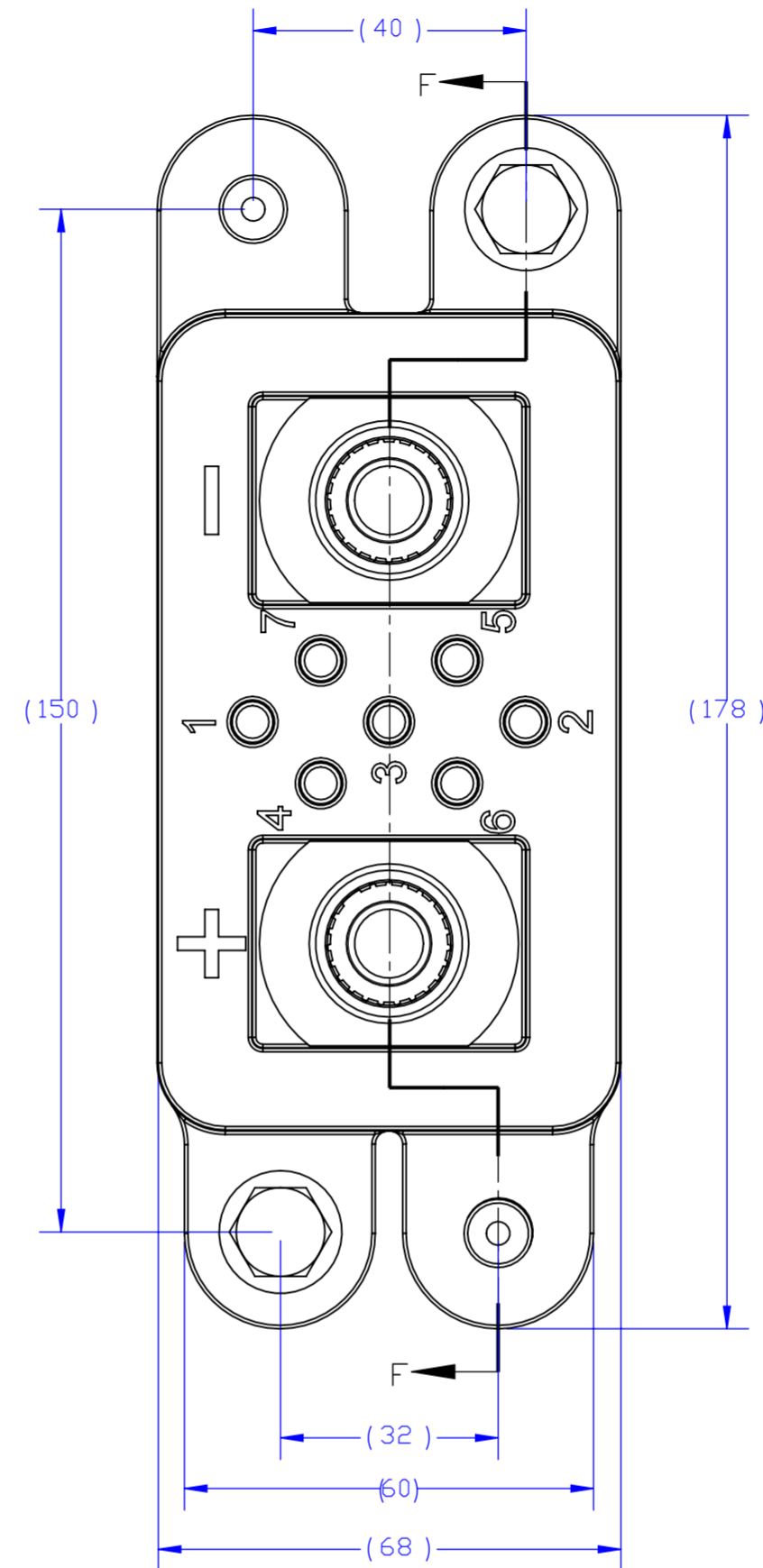
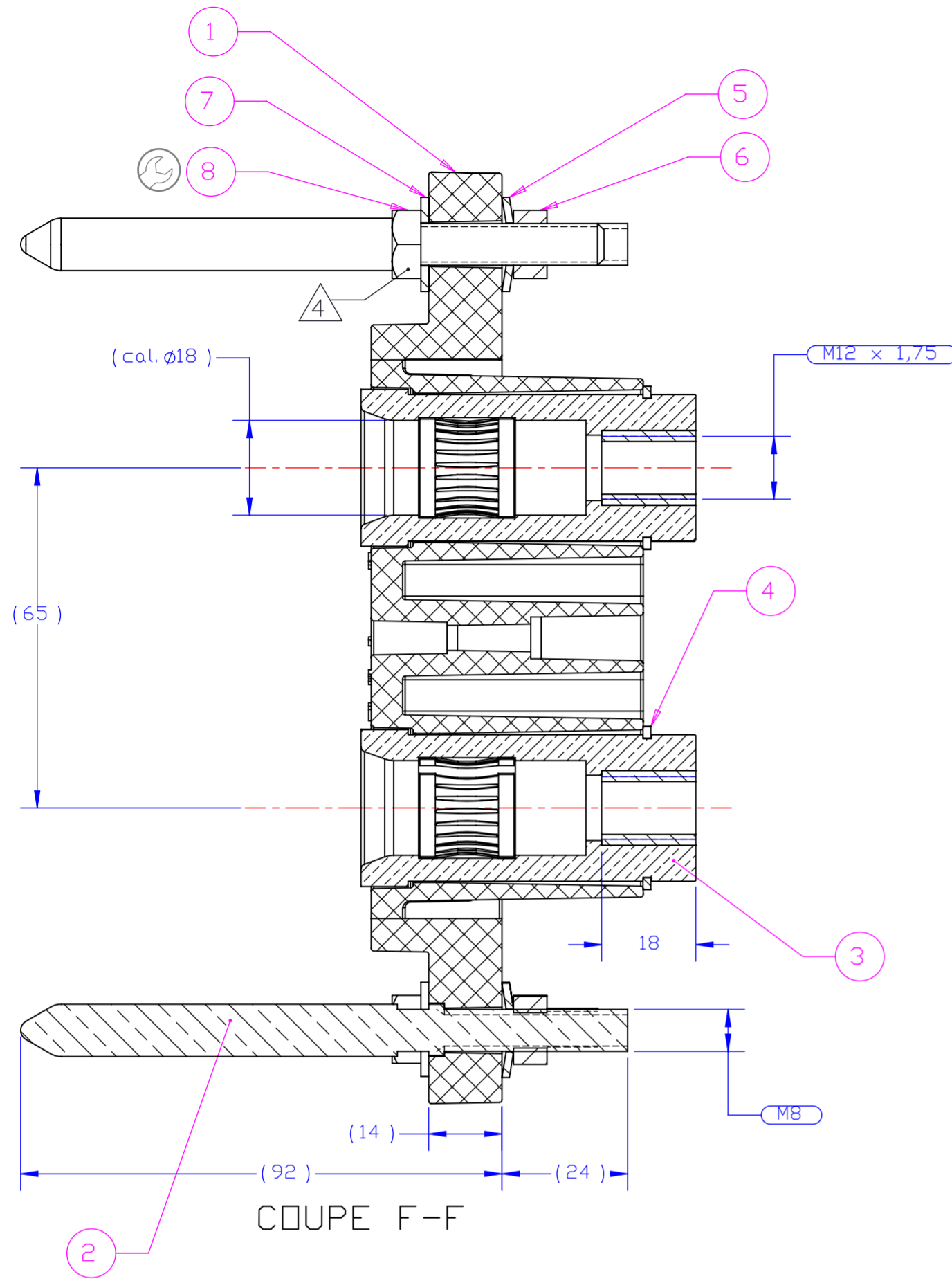
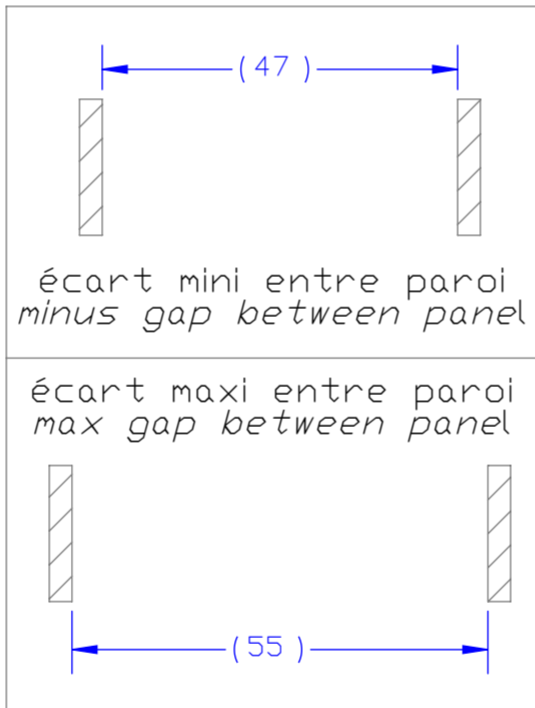
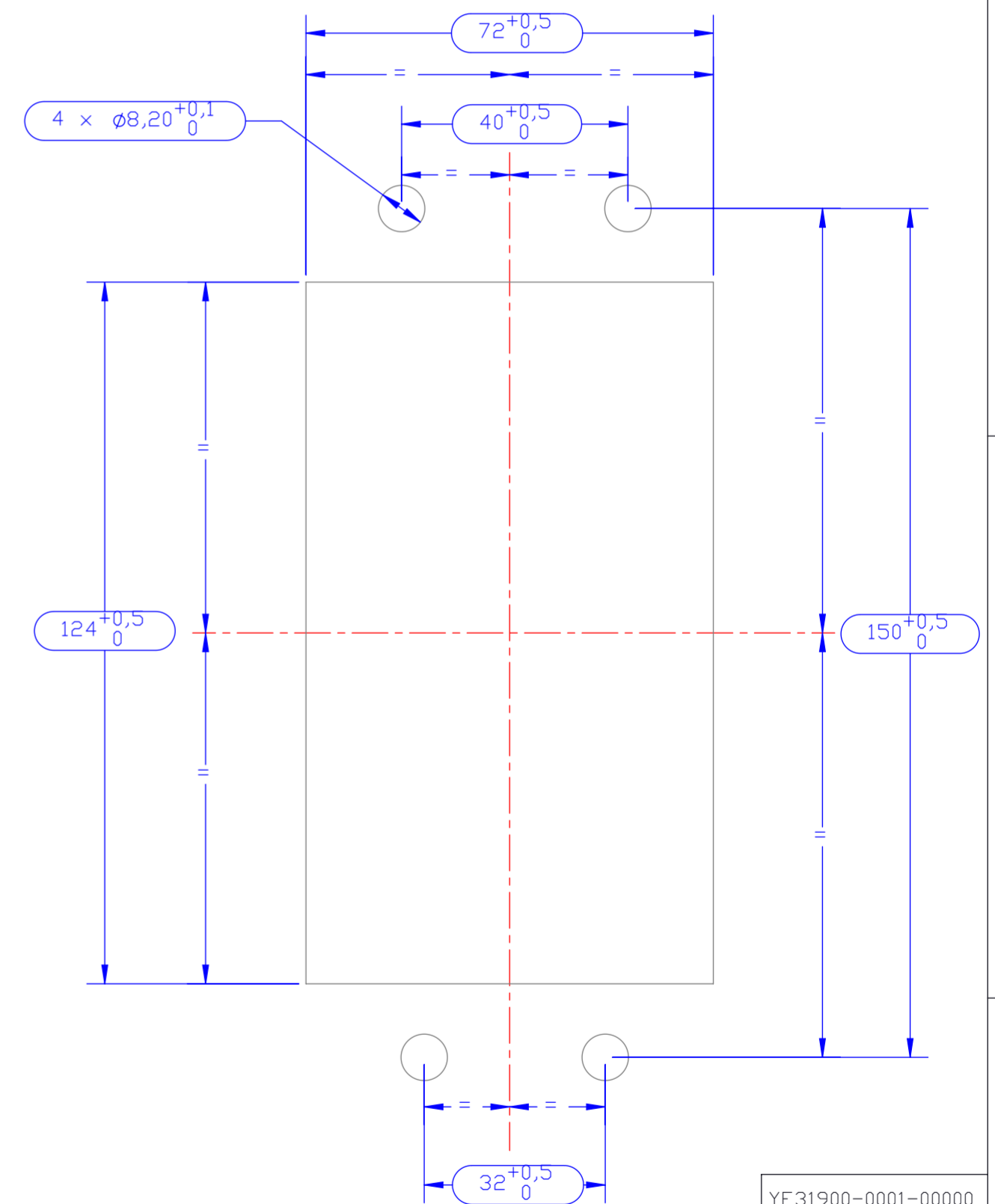


P	LTR	DESCRIPTION	DATE	DWN	APVD
E		Chgt référence circlips rep. 4 (était 7100-28-CB) - Diff. 305002	18MAR2010	PP	
F		Modification du diabolé dans le sous ensemble S19535-0004 (16645-000A40 devient 15704-000A40) Diffusion 315003	08MAR2011	EL	
G		Ajout item 9 + ajoute nota 5 DM16-162 ; Diffusion 332106	03JAN2017	EL	MV



- 1 ( ) : cotes pour information / dimensions for information  
 ( ) : cotes de controle / inspection dimensions
- 2 Instructions de mise en oeuvre à appliquer par le client  
 Customer instructions to be applied by the customer
- 3 Couple de serrage vis / contact de puissance = 35N.m  
 Tightening torque of screw / power contact = 35N.m
- 4 Couple de serrage des vis de fixation = 20N.m  
 Tightening torque of mounting screw = 20N.m
- 5 Spécification de conditionnement 107-157002  
 Packaging Specification 107-157002

DECOUPE PAROI POUR PARTIE FIXE  
PANEL CUTTING FOR FIXED PART



-	-	Carton	18,9	1	Y00000-0206-0341AS	Boîte 180x100x50 Box 180x100x50	9
-	-	Inox Stainless steel	20.09	2	HM08x35-I	Vis HM8 x 35 Screw HM8 x 35	8
-	-	Inox Stainless steel	2.56	2	MU-08-I	Rondelle plate Plain washer	7
-	-	Inox Stainless steel	5.53	4	HM08-I	Ecrou HM8 Nut H	6
-	-	Inox Stainless steel	2.24	4	0436-0008-M-I	Rondelle contact Spring washer	5
-	-	Acier steel	2.49	2	7100/28-I	Circlips snap ring	4
Argenture Silver plating	-	Cuivre Copper	260.84	2	S19535-0004	S/E douille cal 18 S/A socket cal 18	3
-	FMME 3032	Inox Stainless steel	68.52	2	24783-000A3	kroche de guidage centering pin	2
-	FTMP 446	Polyamide Polyamide	270.30	1	31345-000B2	Isolant femelle female insert	1
Protection Plating	Fiche matière Data sheet	Matière Material	Masse (g) Weight (g)	Nbr Qty	Codification Part number	Désignation Designation	REP Item

YE31900-0001-00000  
PART NO

Référence commerciale / Commerciale reference : CSR31900-0001-00000

THIS DRAWING IS A CONTROLLED DOCUMENT.

DIMENSIONS:	TOLERANCES UNLESS OTHERWISE SPECIFIED:	DWN E.LAURY	03JAN2017
mm	0 PLC --	CHK G.LEMOINE	03JAN2017
	1 PLC --	APVD M.VIMARD	03JAN2017
	2 PLC --	PRODUCT SPEC	
	3 PLC --	APPLICATION SPEC	
	4 PLC --		
	ANGLES --		
MATERIAL	FINISH	WEIGHT	1010.37 g
		CUSTOMER DRAWING	

**STE** TE Connectivity

NAME: S/E Connecteur rackable femelle partie fixe cal. 18  
S/A Female rack connector fixed part cal. 18

SIZE: A2 CAGE CODE: - DRAWING NO: C-E31900-0001 RESTRICTED TO: -

SCALE: 1:1 SHEET: 1 OF 1 REV: G