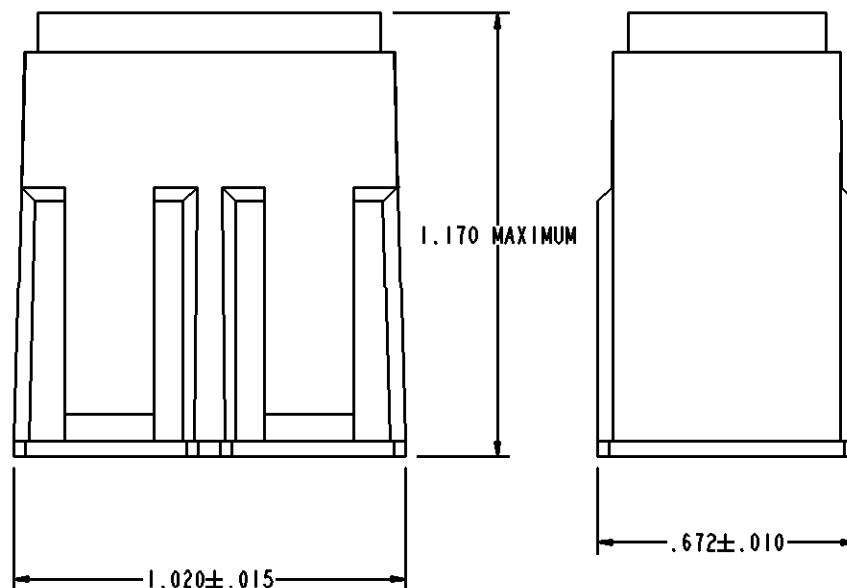
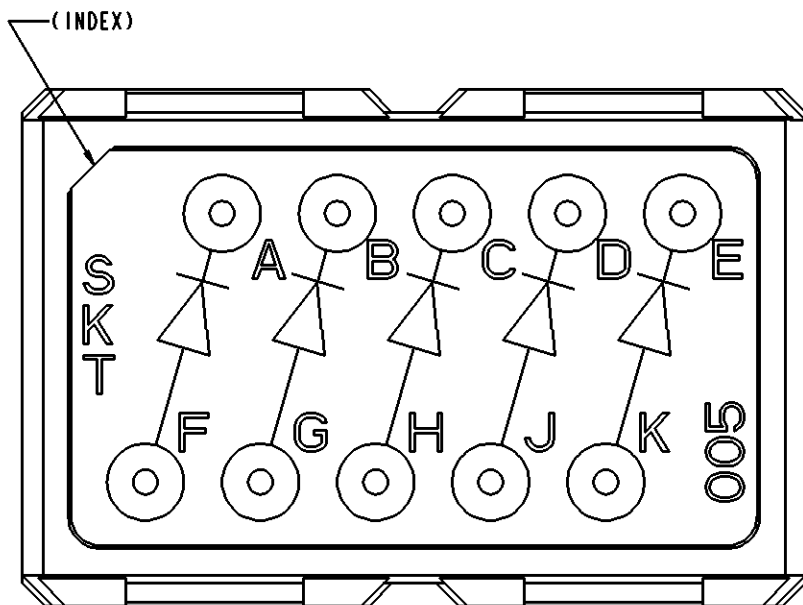


This drawing contains proprietary information that shall not be disclosed, duplicated, nor used in whole or in part for any purpose other than to evaluate this drawing.

REVISIONS			
REV	DESCRIPTION	DATE	APPROVED
-	CTJ420E005		
-	NEW RELEASE PER E.O. C7720	091008	E. A.



CTJ420E 005 - \*\*\*

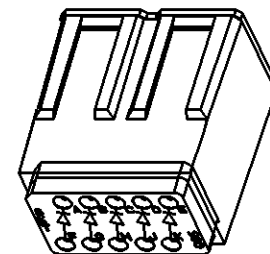
MODIFICATION  
CIRCUIT ARRANGEMENT  
BASIC IDENTIFIER

10. CONSULT FACTORY FOR AVAILABILITY.
9. TO MEET THE FLUID REQUIREMENTS OF SAE-AS81714, ORDER PART NUMBER CTJ420E005-513.
8. FOR MOUNTING RAIL, SEE ENVELOPE DRAWING CTJ-3\*-\*\*, CTJ-2\*-01, AND/OR DCR-1\*-\*\* .
7. FOR CONTACT DATA, SEE ENVELOPE DRAWING 1625-1-0000.
6. CONTACT INSERTION REMOVAL TOOL PART NUMBER 15570-20 IS REQUIRED (NOT SUPPLIED).
5. SOCKET CONTACTS (13) AND SEALING PLUGS (3) SUPPLIED WITH EACH MODULE.
4. ELECTRONIC COMPONENTS:  
FIVE (5) DIODES: PART NUMBER JANTXIN4246 OR JANTXIN5616.
3. MATERIALS / FINISHES:  
HOUSING - POLYETHERIMIDE / AS MOLDED  
GROMMET - METHYL VINYL SILICONE (RED) / AS MOLDED  
SOCKET CONTACT - COPPER ALLOY / GOLD PLATED

2. CIRCUIT IDENTIFICATION IS MARKED ON JUNCTION GROMMET.

1. DIMENSIONS ARE IN INCHES.

NOTES: UNLESS OTHERWISE SPECIFIED



SIGNATURE & DATE	
DR	A. RASMUSSEN 090924
CHK	E. ALANWEN 091008
PE	A. RASMUSSEN 090904
APPD	A. RENGIFO 091009
SCALE	WT

JUNCTION ASSEMBLY  
ELECTRONIC COMPONENT  
SIZE 12  
SIZE 20 CONTACTS  
005 ARRANGEMENT

ENVELOPE

NBO		MATERIAL CODE	
<b>DEUTSCH</b>			
ENGINEERED CONNECTING DEVICES			
250 EDDIE JONES WAY OCEANSIDE, CA 92058			
<b>A</b> DWG SIZE	CTJ420E005		
	CODE 11139	SHEET	OF