

4

3

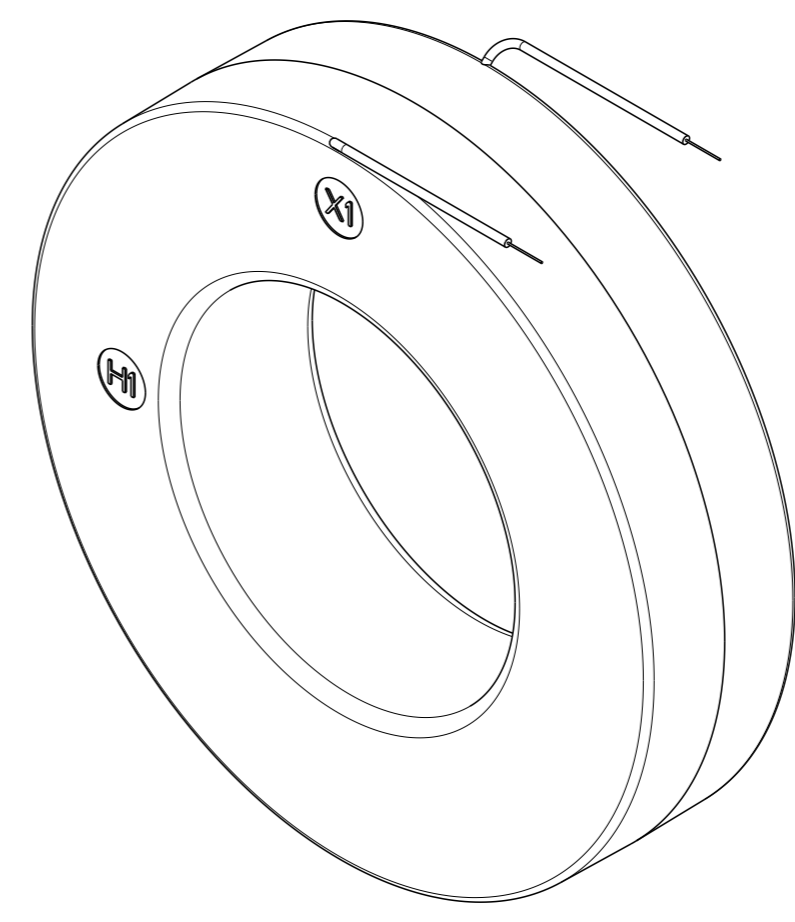
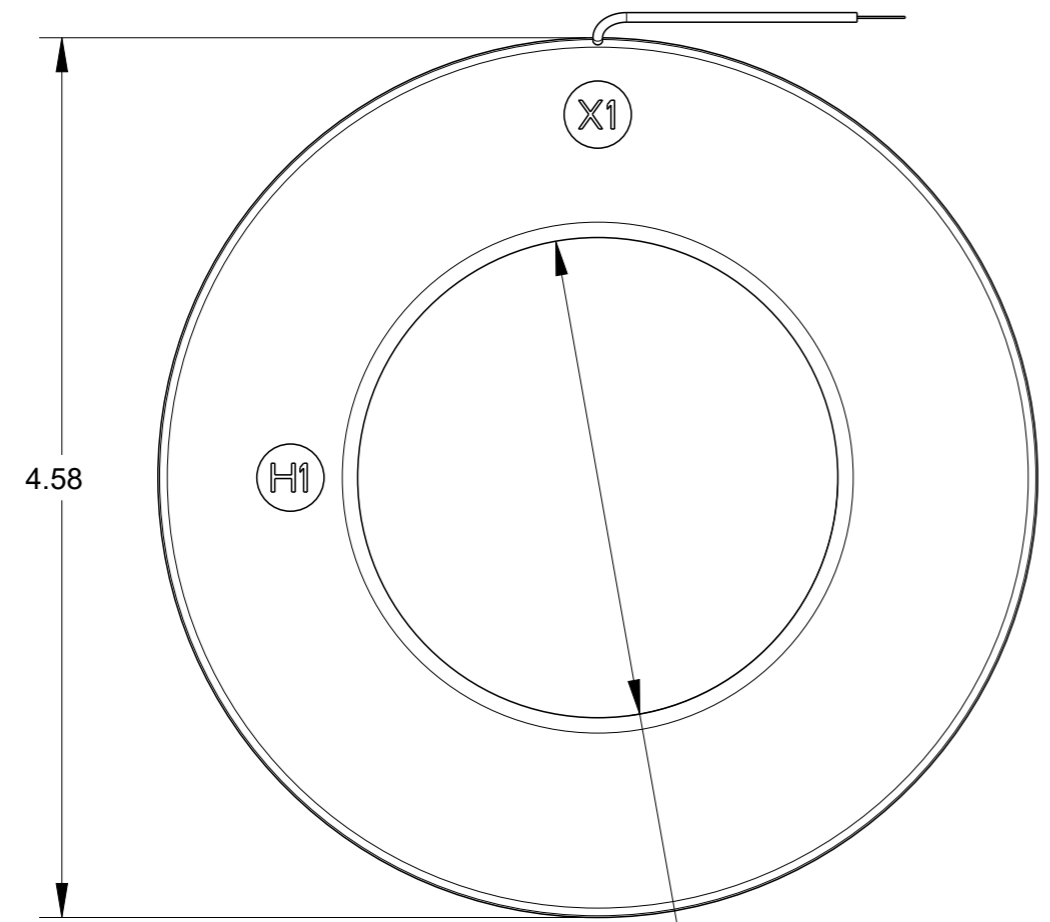
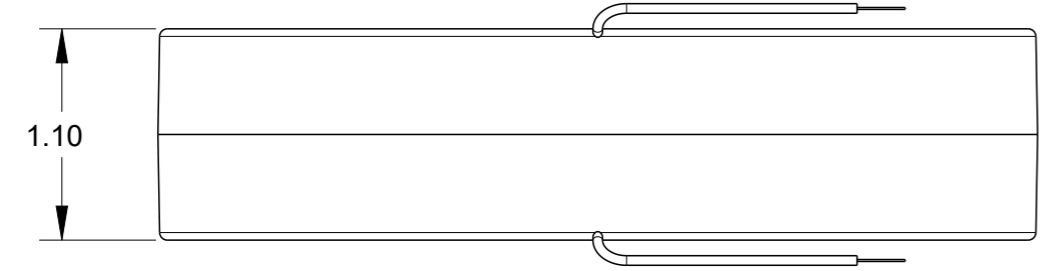
2

1

© 2020 TE Connectivity. All Rights Reserved.

REVISIONS

P	LTR	DESCRIPTION	DATE	DWN	APVD
1		NEW LAYOUT	09JUN2020	SB	NJ



2.50 DIA.

THIS DRAWING IS A CONTROLLED DOCUMENT.

DIMENSIONS: in		TOLERANCES UNLESS OTHERWISE SPECIFIED:	
		0 PLC	±-
		1 PLC	±-
		2 PLC	±-
		3 PLC	±-
		4 PLC	±-
MATERIAL TBD		ANGLES	±
		FINISH	-

DWN	09JUN2020
SHRICHARANA B	
CHK	09JUN2020
NIGEL JOHNSON	
APVD	09JUN2020
NIGEL JOHNSON	
PRODUCT SPEC	-
APPLICATION SPEC	-
WEIGHT	-
CUSTOMER DRAWING	



NAME ANSI CT - MODEL 7RL DIMENSIONAL DRAWING				RESTRICTED TO
SIZE	CAGE CODE	DRAWING NO		
A3	00779	C=CI-3L52801		
SCALE	SHEET	OF	REV	
1:1	1	1	1	