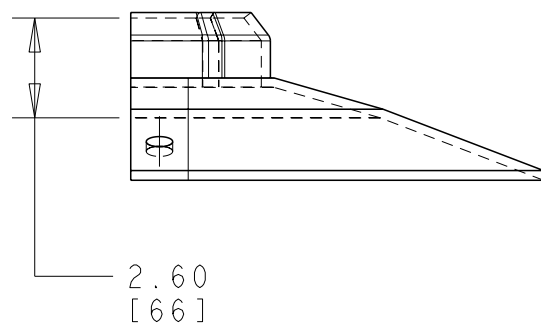
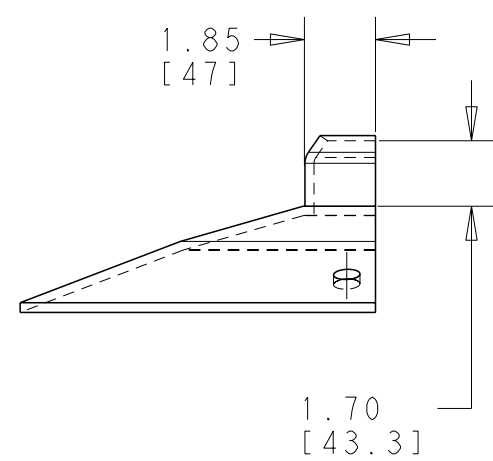
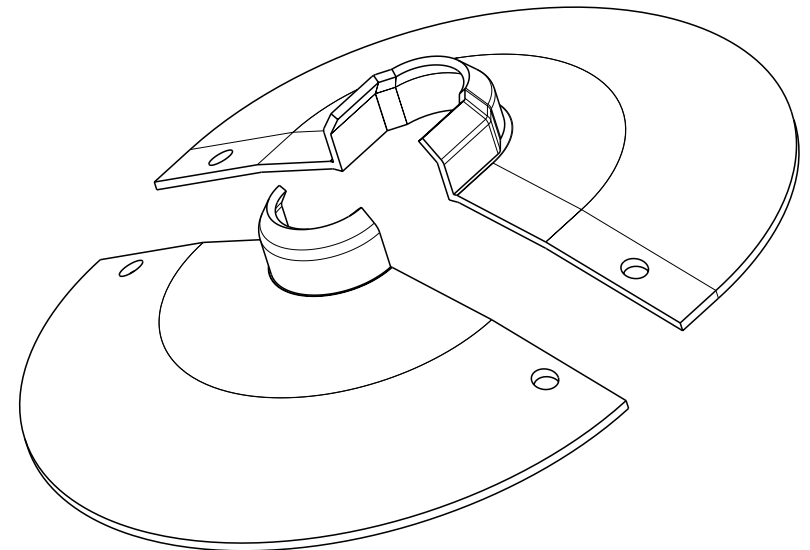
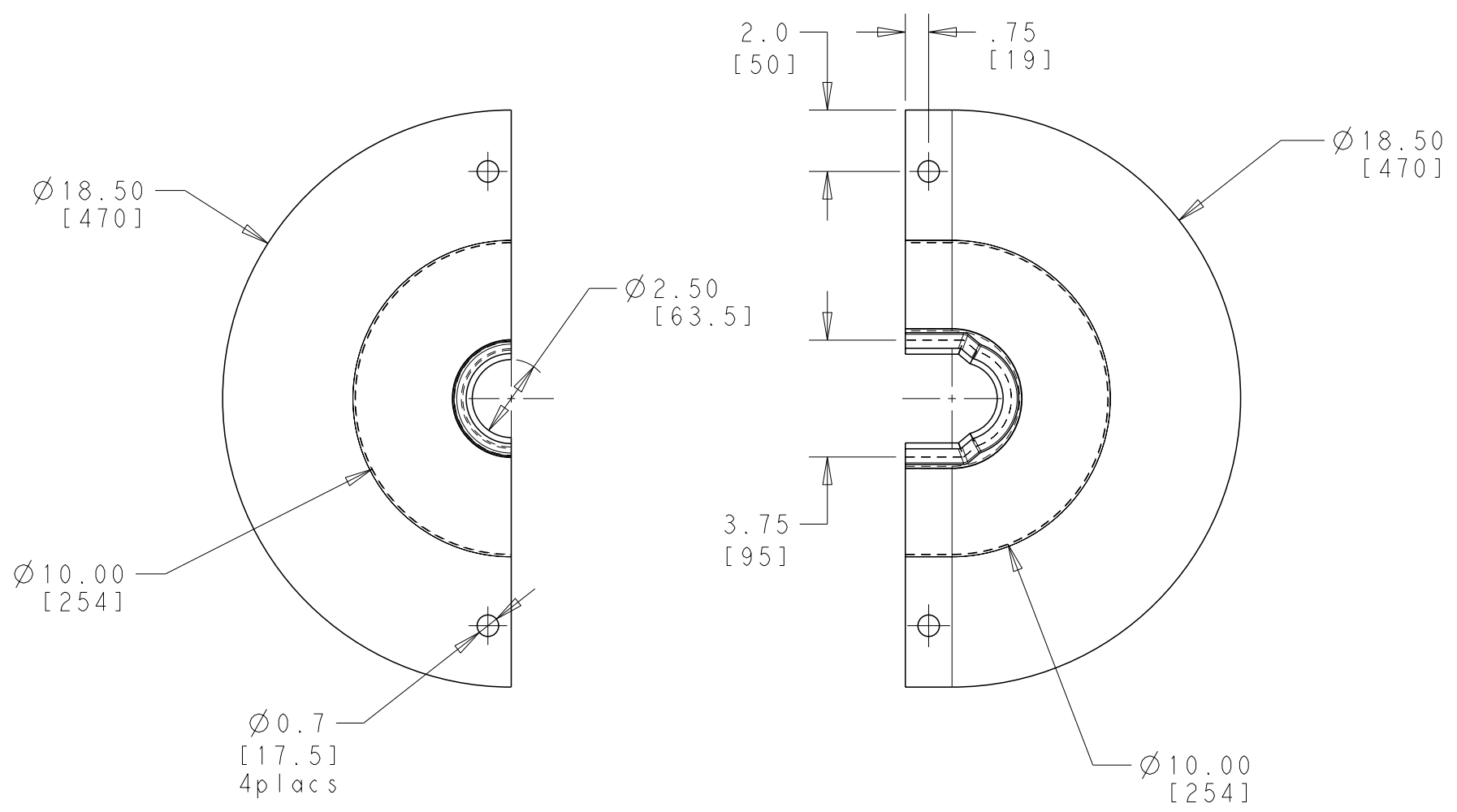


THIS DRAWING IS UNPUBLISHED
 RELEASED FOR PUBLICATION 2016
 © COPYRIGHT 2016 BY - TE CONNECTIVITY ALL RIGHTS RESERVED.

REVISIONS					
P	LTR	DESCRIPTION	DATE	DWN	APVD
	A	NEW DRAWING	08FEB2016	KR	I.B




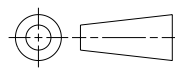

THIS DRAWING IS A CONTROLLED DOCUMENT.		DWN	RAGHU 08FEB2016		
DIMENSIONS: INCHS [mm]		CHK	IAN BOND 08FEB2016		
		APVD	DONALD BARRETT 08FEB2016		
TOLERANCES UNLESS OTHERWISE SPECIFIED: 0 PLC ±- 1 PLC ±0.1 2 PLC ±0.01 3 PLC ±0.001 4 PLC ±0.0001 ANGLES ±-		PRODUCT SPEC	NAME RRGS-35/470-M(B12)		
MATERIAL	FINISH	APPLICATION SPEC	-		RESTRICTED TO
	-	WEIGHT	-		-
CUSTOMER DRAWING		SIZE	A3	CAGE CODE	00779
		DRAWING NO	C-9-1200722-0		
		SCALE	1:5	SHEET	1 OF 2
		REV	A		

THIS DRAWING IS UNPUBLISHED
 RELEASED FOR PUBLICATION 2016
 © COPYRIGHT 2016 BY - TE CONNECTIVITY ALL RIGHTS RESERVED.

REVISIONS					
P	LTR	DESCRIPTION	DATE	DWN	APVD
	-	SEE SHEET 1	-	-	-

NOTES:

1. MATERIAL: RAYCHEM RIGID RED.
2. MINIMUM MATERIAL THICKNESS AFTER VACUUM FORMING: 0.15" (3.8mm).
3. NO WRINKLES OR PINCHES PERMITTED.
4. COLD MARKS ARE ALLOABLES AS LONG AS THE WALL THICKNESS IN THESE REGIONS MEETS ITEM 2 ABOVE.
5. TWO SETS OF 5/8" (M15) BLACK PLASTIC NUTS, BOLTS AND WASHERS.
6. TWO RANGE MARKING RED MASTIC STRIPS.
7. EACH BOX SHALL BE LABELLED WITH DESCRIPTION, LOT NUMBER, PART NUMBER, MANUFACTURING DATE AND QUANTITY.

THIS DRAWING IS A CONTROLLED DOCUMENT.		DWN RAGHU 08FEB2016	 TE Connectivity		
DIMENSIONS: mm		CHK IAN BOND 08FEB2016			
		APVD DONALD BARRETT 08FEB2016	NAME RRGS-35/470-M(B12)		
TOLERANCES UNLESS OTHERWISE SPECIFIED: 0 PLC ±- 1 PLC ±0.1 2 PLC ±0.01 3 PLC ±0.001 4 PLC ±0.0001 ANGLES ±-		PRODUCT SPEC -	RESTRICTED TO -		
MATERIAL 		APPLICATION SPEC -	SIZE A3	CAGE CODE 00779	DRAWING NO G-9-1200722-0
FINISH -		WEIGHT -	SCALE 1:5 SHEET 2 OF 2 REV A		
		CUSTOMER DRAWING			