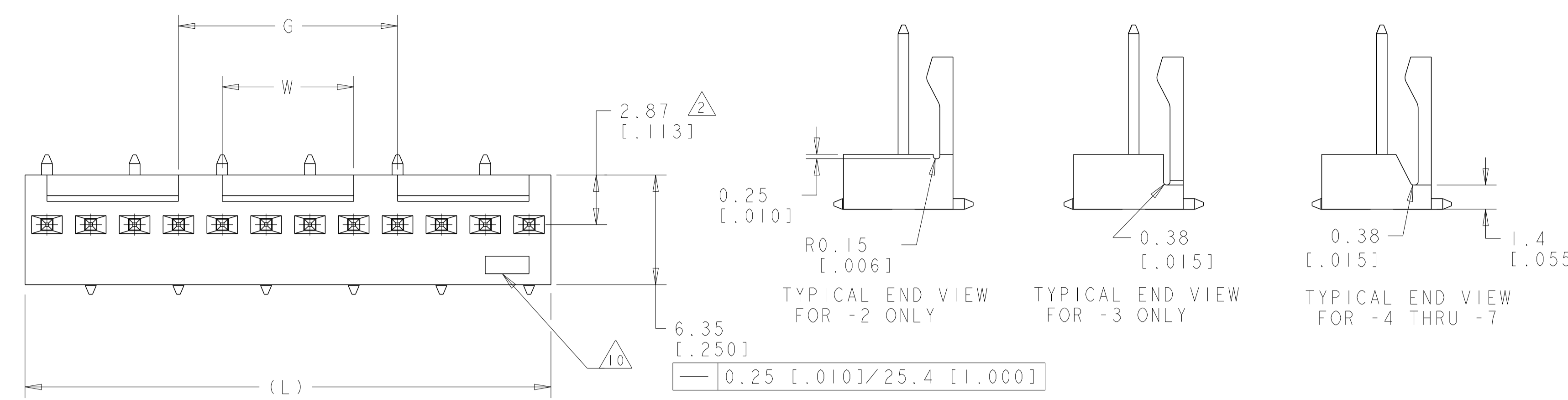
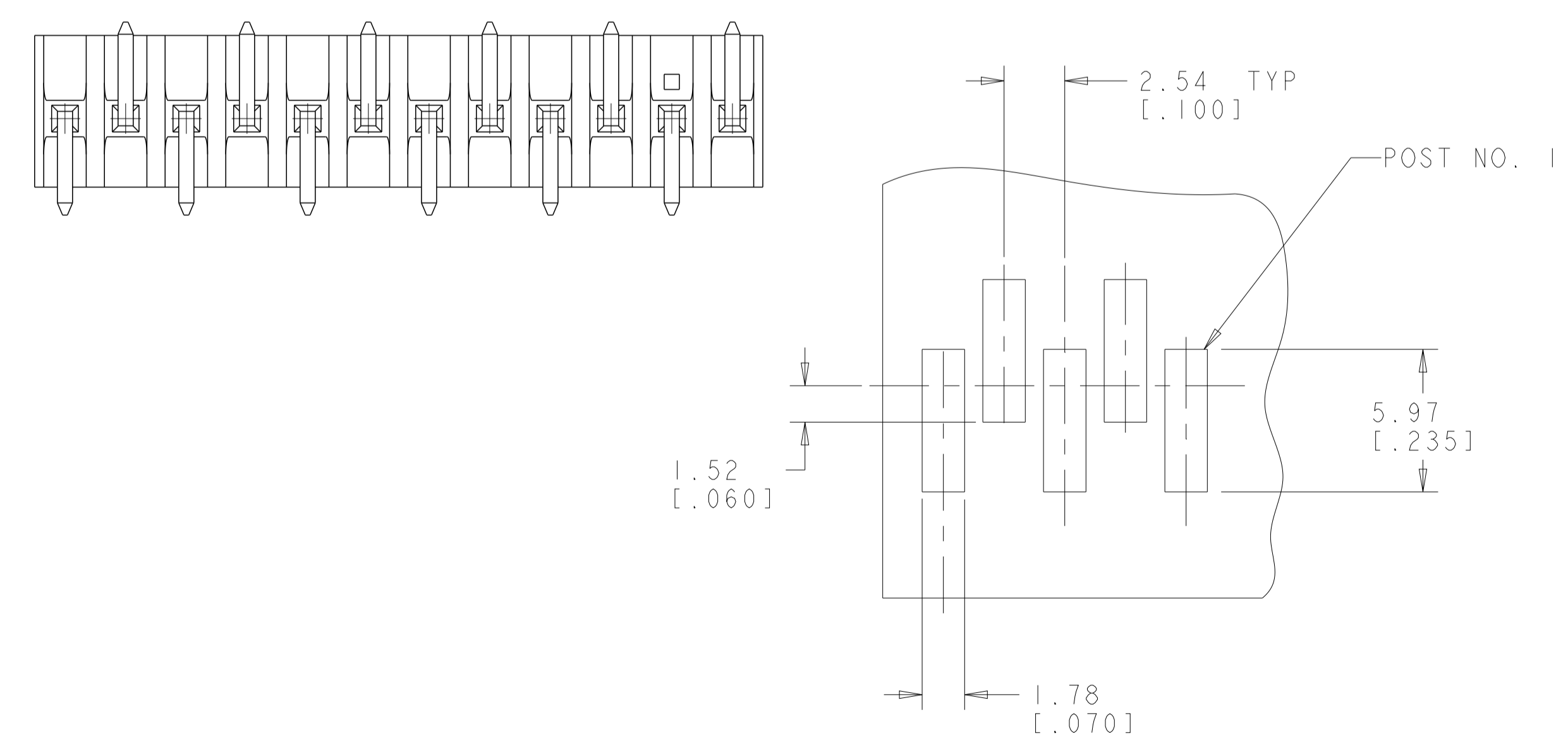
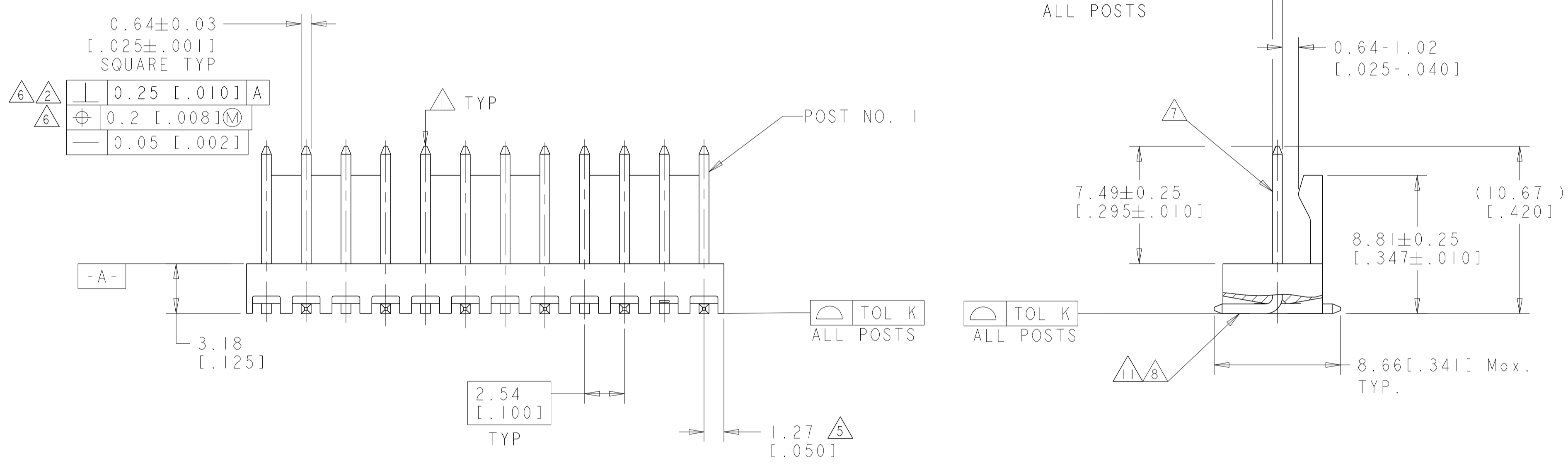


LOC	DIST	REVISIONS					
CM	00	P	LTN	DESCRIPTION	DATE	OWN	APVD
		P3		REVISED PER ECR-18-004355	18JUN2018	BDA	SG
		R		REVISED PER ECR-19-014561	09OCT2019	BDA	SW
		R1		REVISED PER ECR-24-210843	12JUN2024	DK	JP



- 1. POST WITHSTAND 13 NEWTONS (3 LBS) MIN AXIAL FORCE IN DIRECTION SHOWN WITHOUT DISLODGING.
- 2. MEASURED AT -A-.
- 3. PARTS COMPLY WITH SOLDERABILITY SPEC 109-11-2.
- 4. MATERIAL:
HOUSING: PA 4T,UL94V-0,HIGH TEMP. BLACK.
POST - COPPER ALLOY (SEE TABLE FOR PLATING).
- 5. COORDINATE DIMENSION APPLIES FROM CENTER OF ACTUAL FEATURE.
- 6. POSTS TO BE MEASURED WHEN STRIP HELD FLAT.
- 7. PLATING: GOLD PLATE AREA, 0.00076 [0.00030] GOLD OR 0.00008 [0.00003] MIN GOLD FLASH OVER 0.00068 [0.00027] PALLADIUM NICKEL, PER TE CONNECTIVITY'S DISCRETION, ALL SIDES, OVER NICKEL UNDERPLATE, .00127 [0.00050] MIN, ALL SIDES AND ENTIRE LENGTH OF POST.
- 8. BRIGHT TIN/LEAD (93/7) PLATE AREA, 0.00381-0.00889 [0.000150-.000350] THICK, ALL FOUR SIDES, 3.56 [0.140] MIN.
- 9. DIMENSIONS IN BRACKETS ARE IN INCHES.
- 10. TE LOGO,UL,AND CSA TRADEMARKS TO APPEAR ON THIS SURFACE.
- 11. MATTE TIN PLATE AREA, 0.00381-0.00889 [0.000150-.000350] THICK, ALL FOUR SIDES, 3.56 [0.140] MIN.
- 12. OBSOLETE PARTS.



RECOMMENDED MOUNTING HOLE PATTERN FOR USE WITH 0.25 [0.010] THICK STENCIL

POST FINISH	TOL K	W	G	L	NO OF POSN	PART NO
7,11	0.15 [0.006]	7.62 [0.300]	12.70 [0.500]	30.48 [1.200]	12	4-647168-2
	0.15 [0.006]	-	10.16 [0.400]	27.94 [1.100]	11	4-647168-1
	0.15 [0.006]	-	7.62 [0.300]	25.40 [1.000]	10	4-647168-0
	0.15 [0.006]	-	5.08 [0.200]	22.86 [0.900]	9	3-647168-9
	0.15 [0.006]	-	2.54 [0.100]	20.32 [0.800]	8	3-647168-8
	0.15 [0.006]	-	-	17.78 [0.700]	7	3-647168-7
	0.15 [0.006]	-	-	15.24 [0.600]	6	3-647168-6
	0.15 [0.006]	-	-	12.70 [0.500]	5	3-647168-5
	0.15 [0.006]	-	-	10.16 [0.400]	4	3-647168-4
	0.15 [0.006]	-	-	7.62 [0.300]	3	3-647168-3
7,11,8	0.15 [0.006]	-	-	5.08 [0.200]	2	3-647168-2
	0.20 [0.008]	12.70 [0.500]	20.32 [0.800]	38.10 [1.500]	15	1-647168-5
	0.15 [0.006]	7.62 [0.300]	12.70 [0.500]	30.48 [1.200]	12	1-647168-2
	0.15 [0.006]	-	10.16 [0.400]	27.94 [1.100]	11	1-647168-1
	0.15 [0.006]	-	7.62 [0.300]	25.40 [1.000]	10	1-647168-0
	0.15 [0.006]	-	5.08 [0.200]	22.86 [0.900]	9	647168-9
	0.15 [0.006]	-	2.54 [0.100]	20.32 [0.800]	8	647168-8
	0.15 [0.006]	-	-	17.78 [0.700]	7	647168-7
	0.15 [0.006]	-	-	15.24 [0.600]	6	647168-6
	0.15 [0.006]	-	-	12.70 [0.500]	5	647168-5
2	0.15 [0.006]	-	-	10.16 [0.400]	4	647168-4
	0.15 [0.006]	-	-	7.62 [0.300]	3	647168-3
	0.15 [0.006]	-	-	5.08 [0.200]	2	647168-2
	0.15 [0.006]	-	-	-	-	-
	0.15 [0.006]	-	-	-	-	-

- 1. SUPERSEDED BY 4-647168-2
- 2. SUPERSEDED BY 4-647168-1
- 3. SUPERSEDED BY 4-647168-0
- 4. SUPERSEDED BY 3-647168-9
- 5. SUPERSEDED BY 3-647168-7
- 6. SUPERSEDED BY 3-647168-5
- 7. SUPERSEDED BY 3-647168-2

THIS DRAWING IS A CONTROLLED DOCUMENT. CHK: R. WHITAKER 14-NOV-2001
 DIMENSIONS: mm [INCHES] TOLERANCES UNLESS OTHERWISE SPECIFIED:
 0 PLC ±0.381 [0.015]
 1 PLC ±0.381 [0.015]
 2 PLC ±0.381 [0.015]
 3 PLC ±0.381 [0.015]
 4 PLC ±0.381 [0.015]
 ANGLES ±30°
 FINISH: 4

APVD: D. BOSSI 14-NOV-2001
 PRODUCT SPEC: A-100 HEADER ASSEMBLY, SURFACE MOUNT, FRICTION LOCK, .025 SQUARE STRAIGHT POST, .000030 GOLD
 APPLICATION SPEC: A100779C=647168
 MATERIAL: 4

OWN: R. WHITAKER 14-NOV-2001
 NAME: A-100 HEADER ASSEMBLY, SURFACE MOUNT, FRICTION LOCK, .025 SQUARE STRAIGHT POST, .000030 GOLD
 SIZE: A100779C=647168
 WEIGHT: -
 CUSTOMER DRAWING

TE Connectivity
 SCALE: 5:1 SHEET 1 OF 1 REV: 1