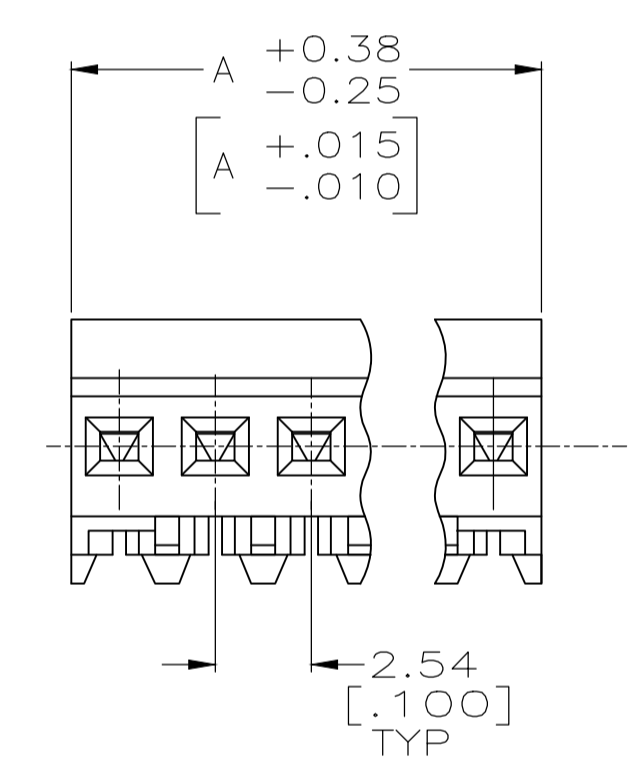
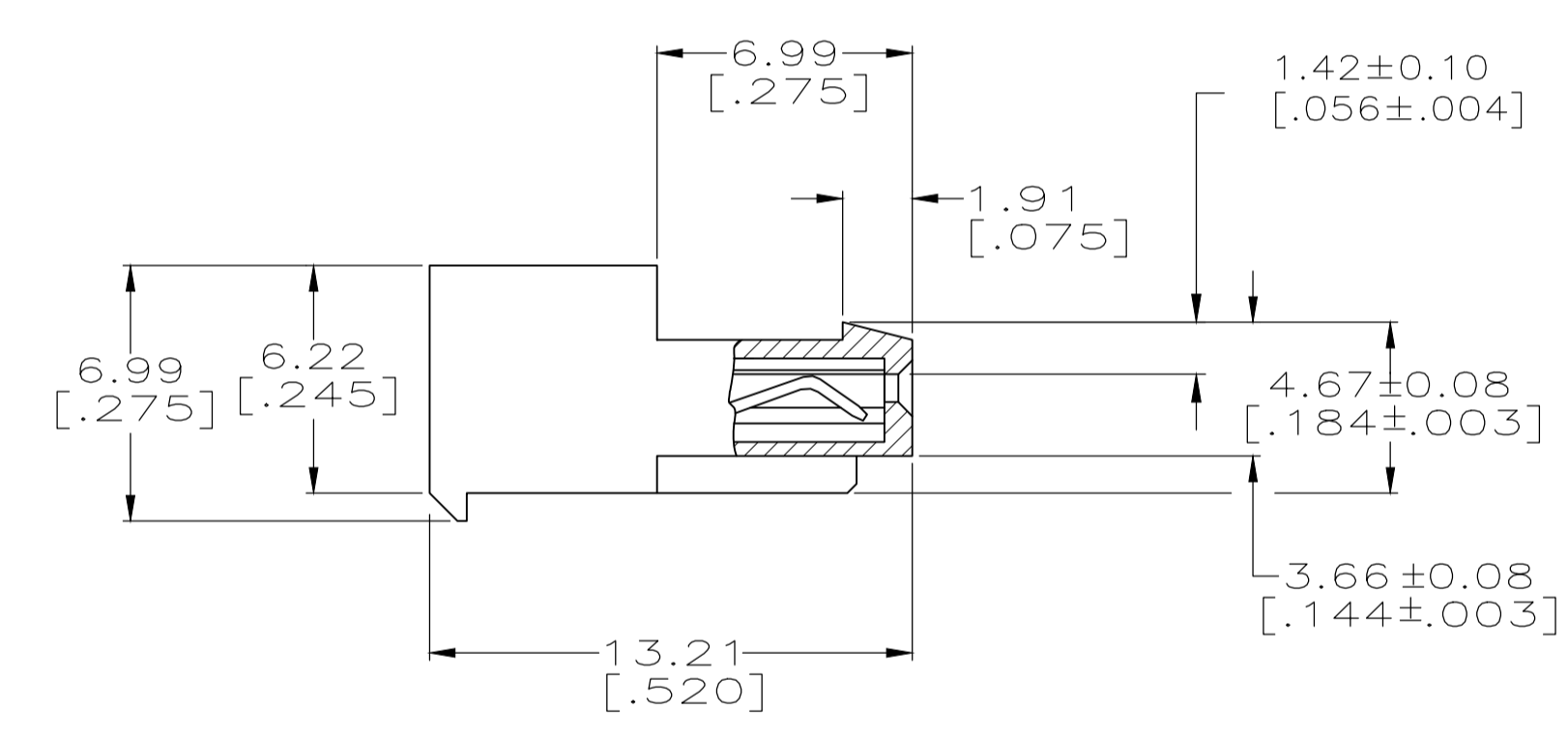
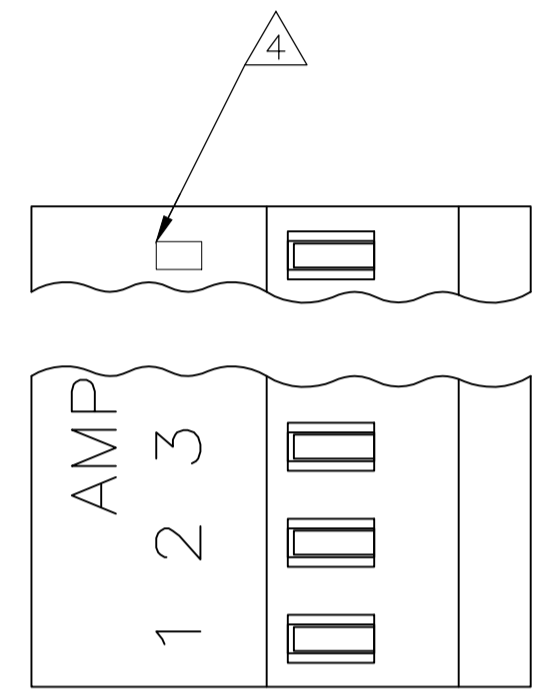


LOC		DIST		REVISIONS			
CM	00	REV	DATE	BY	APPD	REV	DATE
AA		REVISED PER	ECR-20-000725				20MAY2020

- 1 MATERIAL: CONNECTOR-NYLON UL94V-2 (BLUE).  
 CONTACTS-0.30 [.012] THICK COPPER ALLOY  
 0.00076 [.000030] GOLD OR 0.00076[.000030]  
 TOTAL GOLD FLASH OVER PALLADIUM NICKEL,  
 PER TE CONNECTIVITY'S DISCRETION, IN CONTACT  
 AREA WITH MATTE TIN FOR 641239-2 THRU  
 2-641239-8, MATTE WHISKER MITIGATED TIN  
 FOR 3-641239-2 THRU 5-641239-8 OVER  
 NICKEL UNDERPLATE.
- 2 CONTACTS ACCEPT 26 AWG WIRE WITH 1.52 [.060] MAX INSULATION DIAMETER.
- 3 CONTACTS MUST ACCEPT 0.64±0.03 [.025±.001] SQUARE  
 POST AND REMAIN LOCKED IN POSITION.
- 4 IDENTIFICATION NUMBER FOR LAST CIRCUIT MAY NOT APPEAR ON ALL ASSEMBLIES.
- 5 DIMENSIONS IN BRACKETS ARE IN INCHES.
- 6 HOUSING FEATURES ARE: CLOSED END WITH LOCKING RAMP.
- 7 OBSOLETE PARTS: OBSOLETE CIS STREAMLINING PER D.RENAUD/D.SINISI



DIM A	NO.OF POSN	ASSEMBLY
71.12 [2.800]	28	5-641239-8
66.04 [2.600]	27	5-641239-7
63.50 [2.500]	26	5-641239-6
63.50 [2.500]	25	5-641239-5
60.96 [2.400]	24	5-641239-4
58.42 [2.300]	23	5-641239-3
55.88 [2.200]	22	5-641239-2
53.34 [2.100]	21	5-641239-1
50.80 [2.000]	20	5-641239-0
48.26 [1.900]	19	4-641239-9
45.72 [1.800]	18	4-641239-8
43.18 [1.700]	17	4-641239-7
40.64 [1.600]	16	4-641239-6
38.10 [1.500]	15	4-641239-5
35.56 [1.400]	14	4-641239-4
33.02 [1.300]	13	4-641239-3
30.48 [1.200]	12	4-641239-2
27.94 [1.100]	11	4-641239-1
25.40 [1.000]	10	4-641239-0
22.86 [.900]	9	3-641239-9
20.32 [.800]	8	3-641239-8
17.78 [.700]	7	3-641239-7
15.24 [.600]	6	3-641239-6
12.70 [.500]	5	3-641239-5
10.16 [.400]	4	3-641239-4
7.62 [.300]	3	3-641239-3
5.08 [.200]	2	3-641239-2
DIM A	NO.OF POSN	ASSEMBLY

DIM A	NO.OF POSN	ASSEMBLY
71.12 [2.800]	28	2-641239-8
66.04 [2.600]	27	2-641239-7
63.50 [2.500]	26	2-641239-6
63.50 [2.500]	25	2-641239-5
60.96 [2.400]	24	2-641239-4
58.42 [2.300]	23	2-641239-3
55.88 [2.200]	22	2-641239-2
53.34 [2.100]	21	2-641239-1
50.80 [2.000]	20	2-641239-0
48.26 [1.900]	19	1-641239-9
45.72 [1.800]	18	1-641239-8
43.18 [1.700]	17	1-641239-7
40.64 [1.600]	16	1-641239-6
38.10 [1.500]	15	1-641239-5
35.56 [1.400]	14	1-641239-4
33.02 [1.300]	13	1-641239-3
30.48 [1.200]	12	1-641239-2
27.94 [1.100]	11	1-641239-1
25.40 [1.000]	10	1-641239-0
22.86 [.900]	9	641239-9
20.32 [.800]	8	641239-8
17.78 [.700]	7	641239-7
15.24 [.600]	6	641239-6
12.70 [.500]	5	641239-5
10.16 [.400]	4	641239-4
7.62 [.300]	3	641239-3
5.08 [.200]	2	641239-2
DIM A	NO.OF POSN	ASSEMBLY

LEAD FREE

LEAD FREE

- △ SUPERCEDED BY 5-641239-8
- △ SUPERCEDED BY 5-641239-7
- △ SUPERCEDED BY 5-641239-6
- △ SUPERCEDED BY 5-641239-5
- △ SUPERCEDED BY 5-641239-4
- △ SUPERCEDED BY 5-641239-3
- △ SUPERCEDED BY 5-641239-2
- △ SUPERCEDED BY 5-641239-1
- △ SUPERCEDED BY 5-641239-0
- △ SUPERCEDED BY 4-641239-9
- △ SUPERCEDED BY 4-641239-8
- △ SUPERCEDED BY 4-641239-7
- △ SUPERCEDED BY 4-641239-6
- △ SUPERCEDED BY 4-641239-3
- △ SUPERCEDED BY 4-641239-1
- △ SUPERCEDED BY 4-641239-0
- △ SUPERCEDED BY 3-641239-9

THIS DRAWING IS A CONTROLLED DOCUMENT.

DIMENSIONS: mm [INCHES] TOLERANCES UNLESS OTHERWISE SPECIFIED: 0 PLC ±, 1 PLC ±, 2 PLC ±, 3 PLC ±, 4 PLC ±, ANGLES ±.

MATERIAL: △ FINISH: △

APPROVED: D. ROSSI

PRODUCT SPEC: 108-1050

APPLICATION SPEC: 114-1019

WEIGHT: A1

SCALE: 5:1 SHEET 1 OF 1

REV: AA

TE Connectivity

MTA .100 CONNECTOR ASSEMBLY 26 AWG, STANDARD

CUSTOMER DRAWING