THIS DRAWING IS UNPUBLISHED. RELEASED FOR PUBLICATION ,19 .
© COPYRIGHT 19 BY AMP INCORPORATED. ALL RIGHTS RESERVED.

LOC	DIST
G	86

REVISIONS

P	LTR	DESCRIPTION	DATE	DWN	APVD
	F	REV PER 0G3A-0485-01	21AUG01	JR	MS

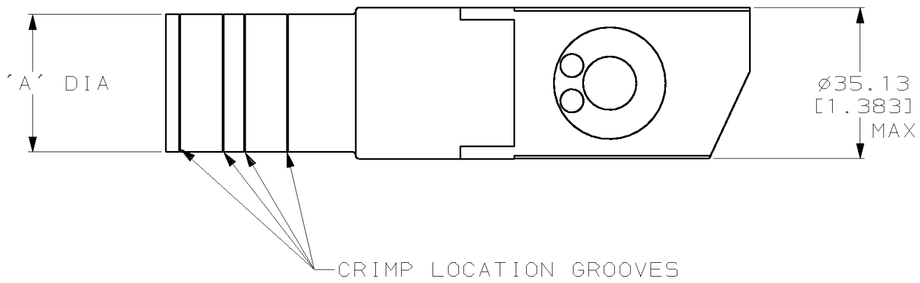

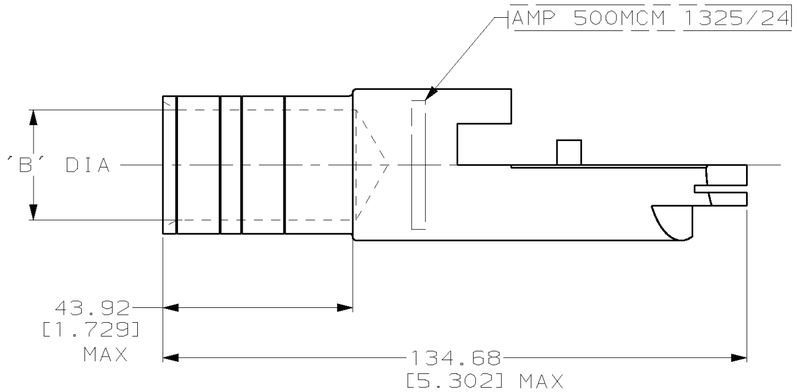

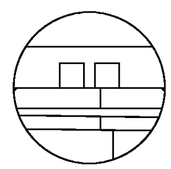

53435

26.92-26.67 [1.060-1.050]	33.66-33.40 [1.325-1.315]	53435-2
25.53-25.40 [1.005-1.000]	32.00-31.75 [1.260-1.250]	53435-1
'B'	'A'	AMP PART NUMBER

THIS DRAWING IS A CONTROLLED DOCUMENT FOR AMP INCORPORATED. IT IS SUBJECT TO CHANGE AND THE CONTROLLING ENGINEERING ORGANIZATION SHOULD BE CONTACTED FOR THE LATEST REVISION.

DIMENSIONS: mm [INCHES]

TOLERANCES UNLESS OTHERWISE SPECIFIED:
0 PLC ±-
1 PLC ±-
2 PLC ±0.20[.008]
3 PLC ±-
4 PLC ±-
ANGLES ±-

MATERIAL: BODY & PINS BRASS PER QQ-B-626

FINISH: SILVER PL 0.00127[.000050] MIN THK PER QQ-S-365

DWN DK SCHRUM 17JUN96
CHK WJ VOCKROTH 25JUN96
APVD JL MECKLEY 25JUN96
PRODUCT SPEC 108-13014
APPLICATION SPEC –
WEIGHT – lbs

CUSTOMER DRAWING

AMP Incorporated
Harrisburg, PA 17105-3608

NAME: TERMINAL ASSEMBLY, QUICK-DISCONNECT, AMPOWER, WIRE SIZE: 500 MCM

SIZE	CAGE CODE	DRAWING NO	SCALE	SHEET	REV
A2	00779	C-53435	1:1	1 OF 1	F

AMP 1471-9 REV 09MAY94