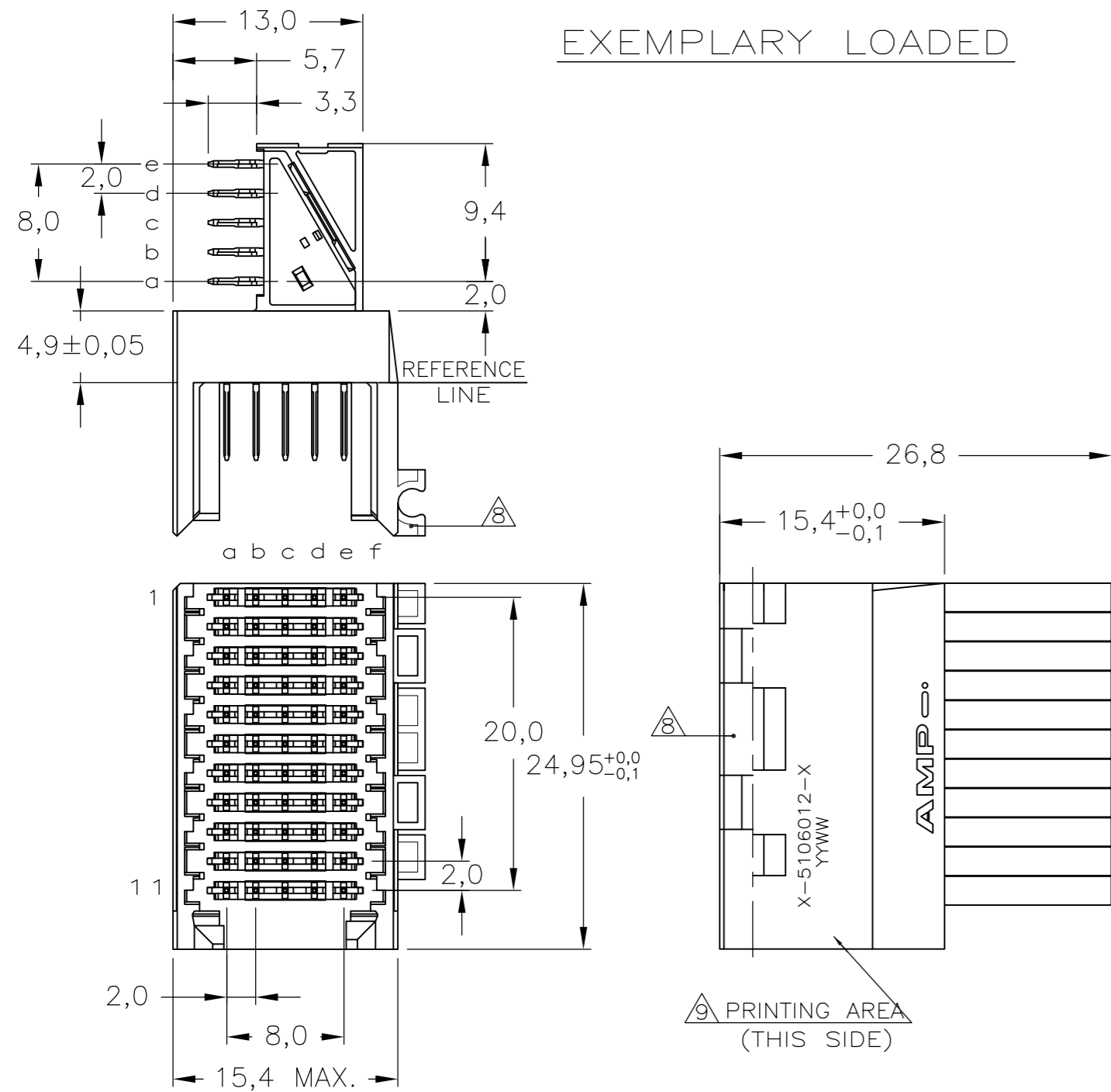
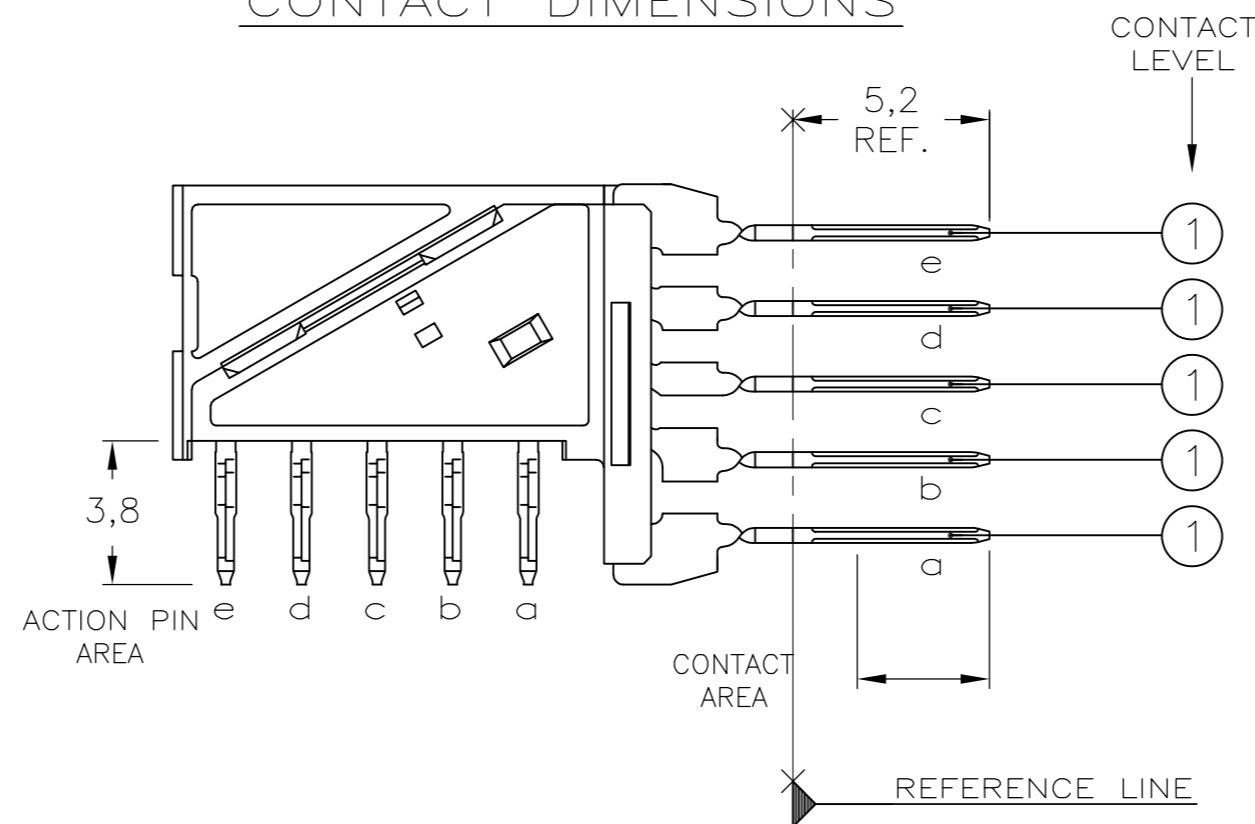


THIS DRAWING IS UNPUBLISHED. RELEASED FOR PUBLICATION  
 © COPYRIGHT - By - ALL RIGHTS RESERVED.

### CONNECTOR ASSEMBLY EXEMPLARY LOADED

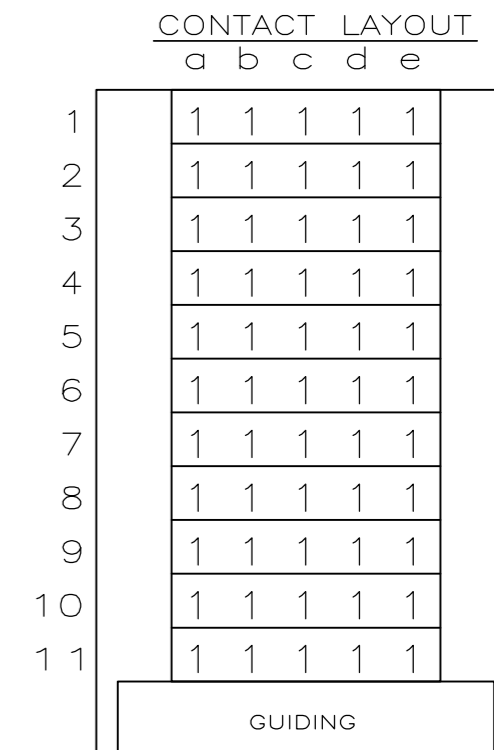
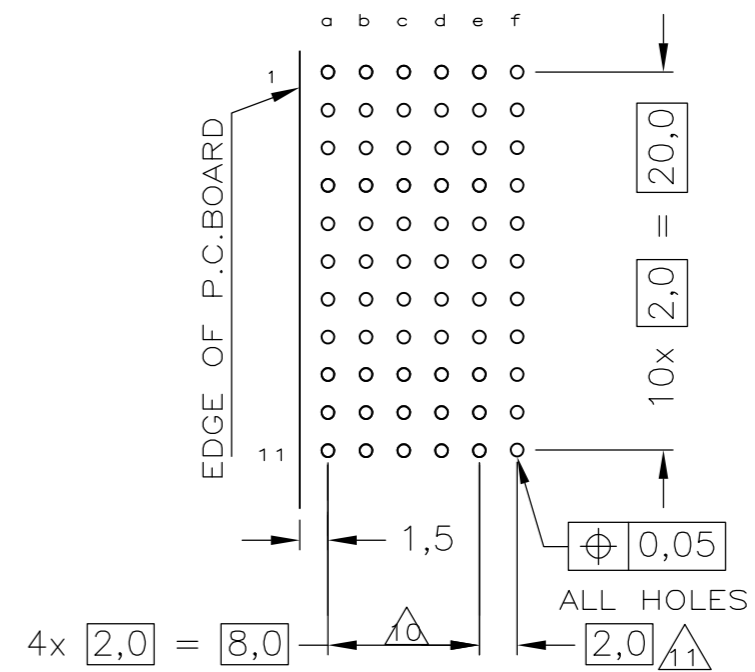


### CONTACT DIMENSIONS



LOC	DIST	REVISIONS			
P	LTR	DESCRIPTION	DATE	DWN	APVD
H	-	REVISED PER ECO-13-010456	25JUN2013	SY	FY

### RECOMMENDED PCB-HOLE LAY-OUT COMPONENT SIDE SHOWN



P.C.B. HOLE DIM. ACTION PIN  
FOR DETAILS SEE  
APPLICATION SPECIFICATION

#### NOTES:

- 1 MATERIAL HOUSING : GREY GLASSFILLED POLYESTER  
UL-RATING V0  
CONTACT : PHOSPHORBRONZE
- △ GENERAL PLATING SPECIFICATION: UNDERPLATING (ENTIRE CONTACT): 1,27µm NICKEL MIN. AND ACTION PIN: 0,5µm TIN MIN. FOR PLATING OF MATING SURFACES SEE APPLICABLE SPECIFICATION REFERENCE FOR EACH DASH NUMBER.
- △ CONFORMS TO ALL TESTING ACCORDING IEC 61076-4-101 PERFORMANCE LEVEL 2.
- △ CONFORMS TO ALL TESTING ACCORDING IEC 61076-4-101 PERFORMANCE LEVEL 1.
- △ CONNECTOR TESTED AND QUALIFIED AGAINST TELCORDIA GR-1217-CORE QUALITY LEVEL III, CENTRAL OFFICE APPLICATIONS.
- △ CONNECTOR TESTED AND QUALIFIED AGAINST TELCORDIA GR-1217-CORE QUALITY LEVEL III, UNCONTROLLED ENVIRONMENT APPLICATIONS.
- △ CONNECTOR LUBRICATED WITH TELCORDIA GR-1217-CORE APPROVED LUBRICANT.
- △ CONNECTOR ASSEMBLY WITH LATCH HINGE FOR CABLE CONNECTOR.
- △ CONNECTOR MARKED WITH PARTNUMBER AND DATECODE
- △ PLATED-THROUGH HOLES AT 2x2mm SQUARE GRID.
- △ HOLES IN ROW f FOR POSSIBLE FUTURE USE OF GROUND RETURN SHIELDS. (NOT YET TOOLED)
- △ OBSOLETE PARTS: OBSOLETE CIS STREAMLINING PER D.RENAUD/D.SINISI
- △ 0.76µm MIN. GOLD PLATING AT MATING SURFACE

	N	△2, △3, △13	3-5106012-0
△12 OBSOLETE	Y	△2, △6	1-5106012-9
	N	△2	1-5106012-1 △8
△12	Y	△2, △5	5-5106012-9
OBSOLETE	N	△2, △4	5-5106012-4
	N	△2, △3	5106012-1
	CONSERVATION TREATMENT	CONTACT FINISH	PART NUMBER

THIS DRAWING IS A CONTROLLED DOCUMENT.		DWN	10AUG2004		
DIMENSIONS: mm		CHK	23SEP2004		
TOLERANCES UNLESS OTHERWISE SPECIFIED: ±0.2		APVD	23SEP2004		
MATERIAL		PRODUCT SPEC	108-19082		
FINISH		APPLICATION SPEC	114-19029	NAME	
		WEIGHT	-	Z-PACK 2mm HM TYPE C	
		CUSTOMER DRAWING		55 POS. RIGHT ANGLE MALE CONNECTOR ASSEMBLY	
		SCALE	5:1	SHEET	1 of 1
		REV	D	RESTRICTED TO	