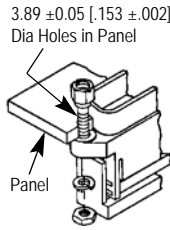




408-8435
(was 1E05407 A)
29 SEP 11 Rev B

Jack Socket Assembly

Install jack socket and attach lockwasher and nut. For use with 3.17 [.125] / 2.36 [.093] thick panel.



PART NUMBER CROSS-REFERENCE	
TE Connectivity	Previous PN
2-1437012-8	609-007-1

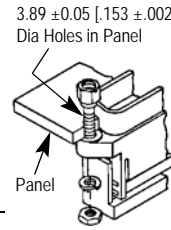
© 2011 Tyco Electronics Corporation, a TE Connectivity Ltd. Company
All Rights Reserved



408-8435
(was 1E05407 A)
29 SEP 11 Rev B

Jack Socket Assembly

Install jack socket and attach lockwasher and nut. For use with 3.17 [.125] / 2.36 [.093] thick panel.



PART NUMBER CROSS-REFERENCE	
TE Connectivity	Previous PN
2-1437012-8	609-007-1

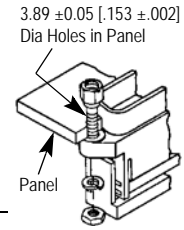
© 2011 Tyco Electronics Corporation, a TE Connectivity Ltd. Company
All Rights Reserved



408-8435
(was 1E05407 A)
29 SEP 11 Rev B

Jack Socket Assembly

Install jack socket and attach lockwasher and nut. For use with 3.17 [.125] / 2.36 [.093] thick panel.



PART NUMBER CROSS-REFERENCE	
TE Connectivity	Previous PN
2-1437012-8	609-007-1

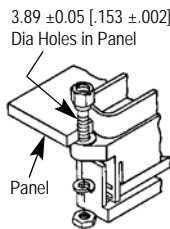
© 2011 Tyco Electronics Corporation, a TE Connectivity Ltd. Company
All Rights Reserved



408-8435
(was 1E05407 A)
29 SEP 11 Rev B

Jack Socket Assembly

Install jack socket and attach lockwasher and nut. For use with 3.17 [.125] / 2.36 [.093] thick panel.



PART NUMBER CROSS-REFERENCE	
TE Connectivity	Previous PN
2-1437012-8	609-007-1

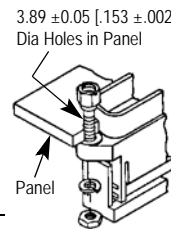
© 2011 Tyco Electronics Corporation, a TE Connectivity Ltd. Company
All Rights Reserved



408-8435
(was 1E05407 A)
29 SEP 11 Rev B

Jack Socket Assembly

Install jack socket and attach lockwasher and nut. For use with 3.17 [.125] / 2.36 [.093] thick panel.



PART NUMBER CROSS-REFERENCE	
TE Connectivity	Previous PN
2-1437012-8	609-007-1

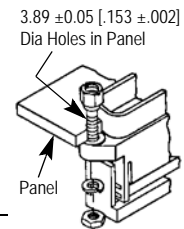
© 2011 Tyco Electronics Corporation, a TE Connectivity Ltd. Company
All Rights Reserved



408-8435
(was 1E05407 A)
29 SEP 11 Rev B

Jack Socket Assembly

Install jack socket and attach lockwasher and nut. For use with 3.17 [.125] / 2.36 [.093] thick panel.



PART NUMBER CROSS-REFERENCE	
TE Connectivity	Previous PN
2-1437012-8	609-007-1

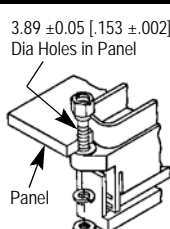
© 2011 Tyco Electronics Corporation, a TE Connectivity Ltd. Company
All Rights Reserved



408-8435
(was 1E05407 A)
29 SEP 11 Rev B

Jack Socket Assembly

Install jack socket and attach lockwasher and nut. For use with 3.17 [.125] / 2.36 [.093] thick panel.



PART NUMBER CROSS-REFERENCE	
TE Connectivity	Previous PN
2-1437012-8	609-007-1

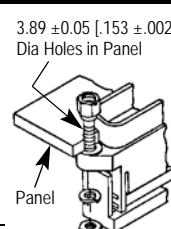
© 2011 Tyco Electronics Corporation, a TE Connectivity Ltd. Company
All Rights Reserved



408-8435
(was 1E05407 A)
29 SEP 11 Rev B

Jack Socket Assembly

Install jack socket and attach lockwasher and nut. For use with 3.17 [.125] / 2.36 [.093] thick panel.



PART NUMBER CROSS-REFERENCE	
TE Connectivity	Previous PN
2-1437012-8	609-007-1

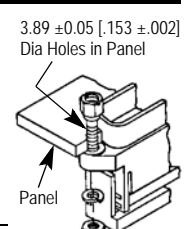
© 2011 Tyco Electronics Corporation, a TE Connectivity Ltd. Company
All Rights Reserved



408-8435
(was 1E05407 A)
29 SEP 11 Rev B

Jack Socket Assembly

Install jack socket and attach lockwasher and nut. For use with 3.17 [.125] / 2.36 [.093] thick panel.



PART NUMBER CROSS-REFERENCE	
TE Connectivity	Previous PN
2-1437012-8	609-007-1

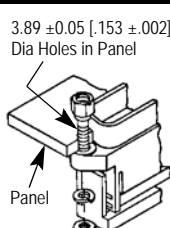
© 2011 Tyco Electronics Corporation, a TE Connectivity Ltd. Company
All Rights Reserved



408-8435
(was 1E05407 A)
29 SEP 11 Rev B

Jack Socket Assembly

Install jack socket and attach lockwasher and nut. For use with 3.17 [.125] / 2.36 [.093] thick panel.



PART NUMBER CROSS-REFERENCE	
TE Connectivity	Previous PN
2-1437012-8	609-007-1

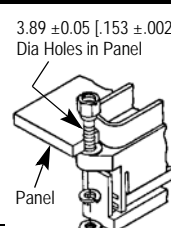
© 2011 Tyco Electronics Corporation, a TE Connectivity Ltd. Company
All Rights Reserved



408-8435
(was 1E05407 A)
29 SEP 11 Rev B

Jack Socket Assembly

Install jack socket and attach lockwasher and nut. For use with 3.17 [.125] / 2.36 [.093] thick panel.



PART NUMBER CROSS-REFERENCE	
TE Connectivity	Previous PN
2-1437012-8	609-007-1

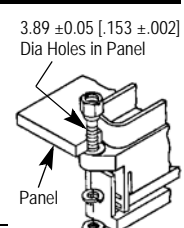
© 2011 Tyco Electronics Corporation, a TE Connectivity Ltd. Company
All Rights Reserved



408-8435
(was 1E05407 A)
29 SEP 11 Rev B

Jack Socket Assembly

Install jack socket and attach lockwasher and nut. For use with 3.17 [.125] / 2.36 [.093] thick panel.



PART NUMBER CROSS-REFERENCE	
TE Connectivity	Previous PN
2-1437012-8	609-007-1

© 2011 Tyco Electronics Corporation, a TE Connectivity Ltd. Company
All Rights Reserved