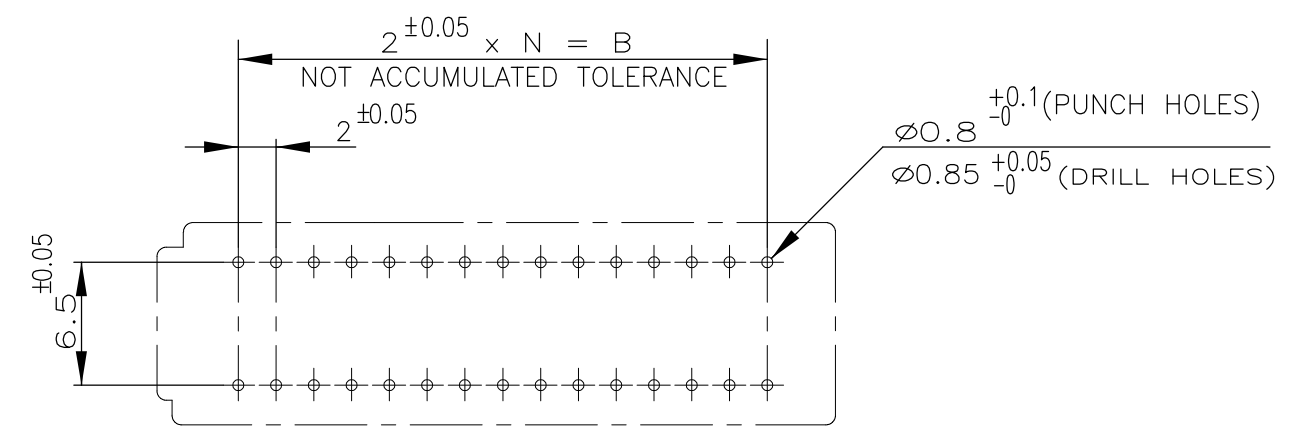
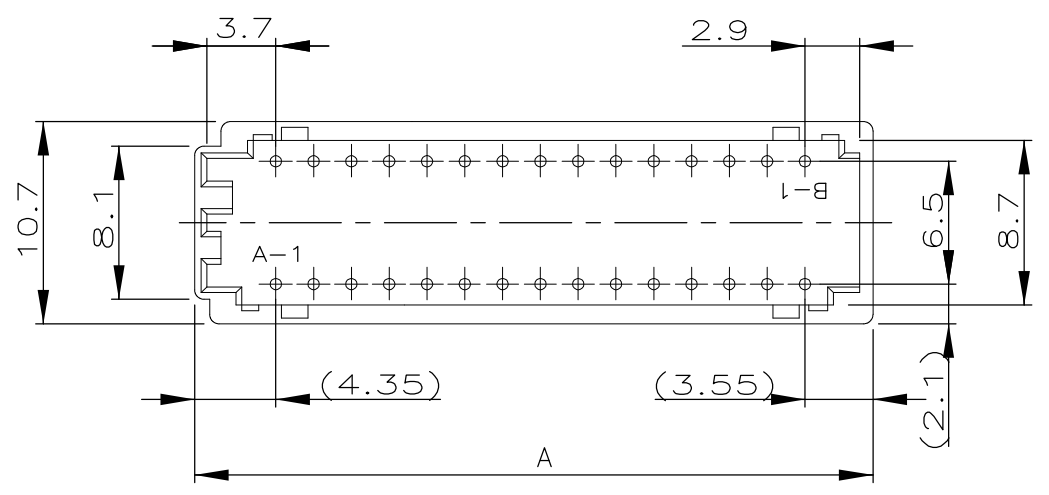
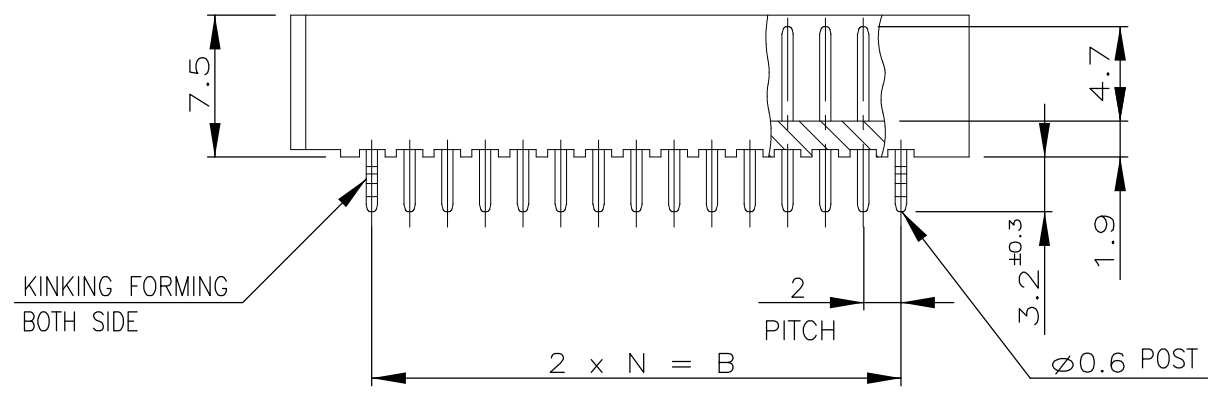


THIS DRAWING IS UNPUBLISHED. RELEASED FOR PUBLICATION
 © COPYRIGHT - By - ALL RIGHTS RESERVED.

REVISIONS					
P	LTR	DESCRIPTION	DATE	DWN	APVD
	A	REVISED	23MAR17	T.Q	W.H



RECOMMENDABLE P.C.B MOUNTING DIMENSIONS
 (CONNECTOR MOUNT SIDE)
 (PCB THK=1.6)



NOTE

- MATERIAL : HOUSING - NYLON 66 (UL94V-0)
 POST - TIN BRASS

OBSOLETE	9-292139-0	30	35.9	28.0	14
	8- -8	28	33.9	26.0	13
	8- -6	26	31.9	24.0	12
	8- -4	24	29.9	22.0	11
	8- -2	22	27.9	20.0	10
	8- -0	20	25.9	18.0	9
	7- -8	18	23.9	16.0	8
OBSOLETE	7-292139-6	16	21.9	14.0	7
	BLACK	POS.	A	B	N
	P/N				

TOLERANCES UNLESS OTHERWISE SPECIFIED:

10 >> *	: ±0.2
30 >> * > 10	: ±0.25
100 >> * > 30	: ±0.3
ANGLE	: ±3°

THIS DRAWING IS A CONTROLLED DOCUMENT.		DWN	S.XU	22JAN03	TE Connectivity					
DIMENSIONS: mm		CHK	S.YAO	22JAN03				NAME CT DOUBLE ROW CONNECTOR POST HEADER (VERTICAL)		
TOLERANCES UNLESS OTHERWISE SPECIFIED:		APVD	T. SASAKI	22JAN03						
MATERIAL		FINISH						SIZE	CAGE CODE	DRAWING NO
SEE NOTE		SEE NOTE			WEIGHT	A3 00779 C-292139		—		
CUSTOMER DRAWING					SCALE	—	SHEET	1 OF 1	REV	A