

THIS DRAWING IS UNPUBLISHED. RELEASED FOR PUBLICATION 20  
 © COPYRIGHT 20 BY - ALL RIGHTS RESERVED.

REVISIONS				
P	LTR	DESCRIPTION	DATE	APVD
	A	RELEASED	14.NOV'17	JH GC

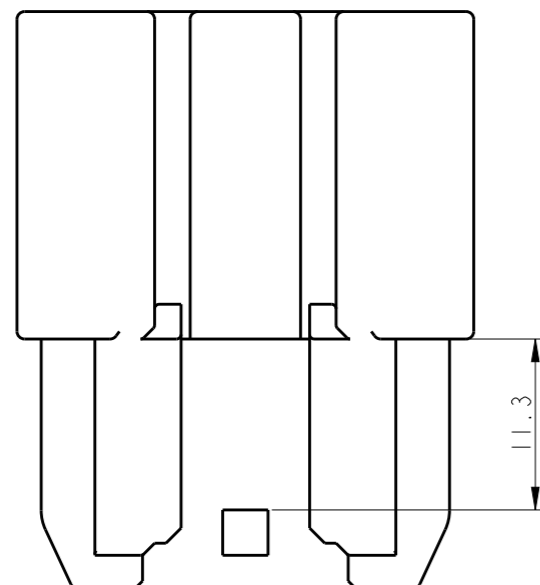
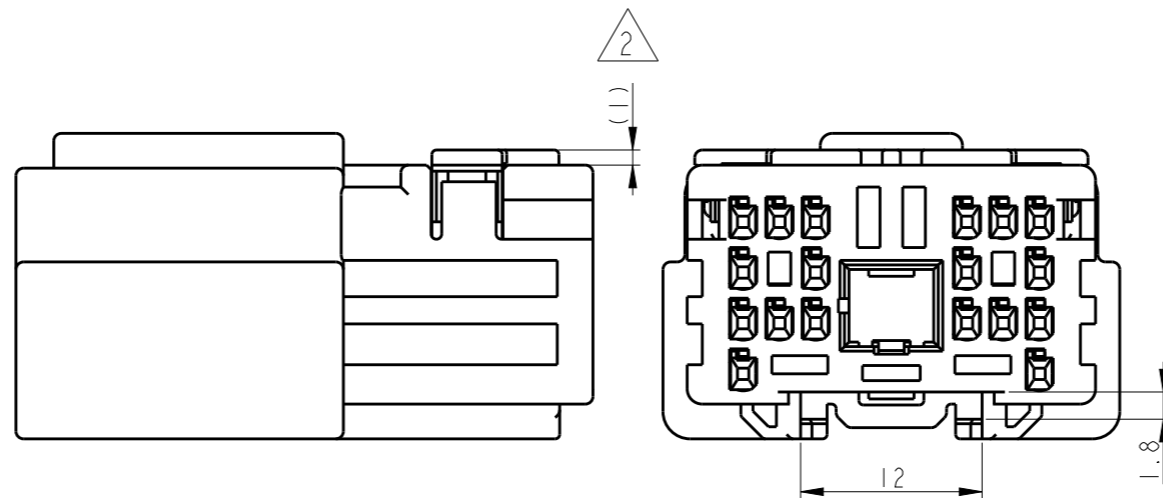
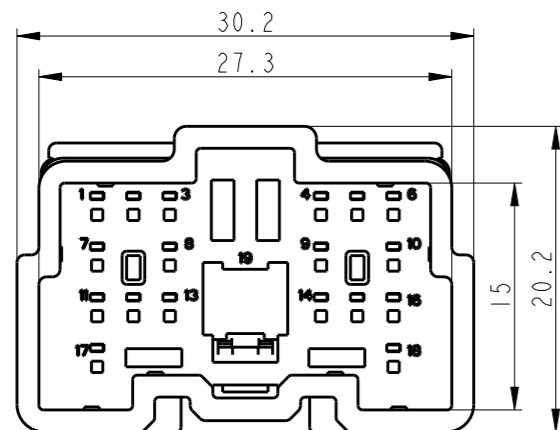
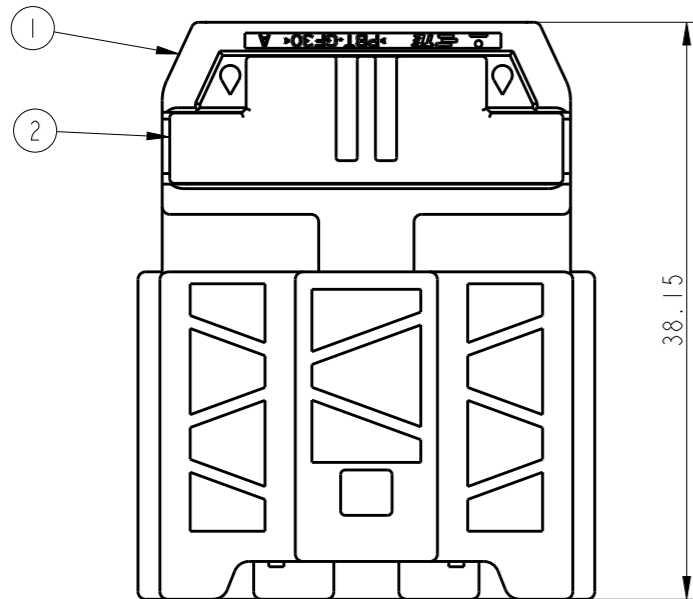
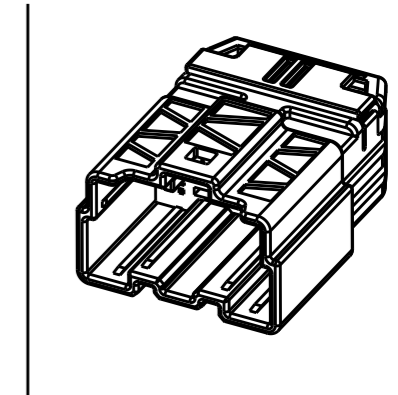


TABLE I.

CONTACT	PART NO.	WIRE SIZE(SQ) /DESCRIPTION
.025 TH	2188445-1	0.22
	2188445-2	0.3~0.5
5 RF	1897797-3	TAB DIELECTRIC
	2-1897798-3	TAB SHIELD
	1897799-2	TAB CONTACT

- NOTE
1. GENERAL TOLERANCE :  $\pm 0.3, \pm 3^\circ$
  2. DELIVERY CONDITION : DBL 1st LOCK
  3. APPLICABLE TAB CONTACT : SEE TABLE I
  4. APPLICABLE PLUG P/N : 2319297
  5. APPLICABLE COAXIAL CABLE : 1.5D-EXHV-AS
  6. APPLICABLE CLIP P/N : 1-1897054-3(SEALED CLIP)

NO	COLOR	MATERIAL	DESCRIPTION	Q'TY
2	BLACK	PBT-GF30	19P CAP DBL	1
1	NATURAL	PBT-GF30	19P CAP HSG NAT	1

THIS DRAWING IS A CONTROLLED DOCUMENT.		DWN JH KIM		
DIMENSIONS: mm		CHK GC KWON		
TOLERANCES UNLESS OTHERWISE SPECIFIED:		APVD GC KWON	NAME -	
0 PLC $\pm$		PRODUCT SPEC	-	
1 PLC $\pm 0.1$		APPLICATION SPEC	-	
2 PLC $\pm 0.01$		WEIGHT	-	
3 PLC $\pm 0.001$		CUSTOMER DRAWING	-	
4 PLC $\pm 0.0001$		SCALE	2:1	
ANGLES $\pm$		SHEET	1 OF 1	
MATERIAL		FINISH	REV A	
		SIZE	A3	
		CAGE CODE	00779	
		DRAWING NO	C-2319294	
		RESTRICTED TO	-	