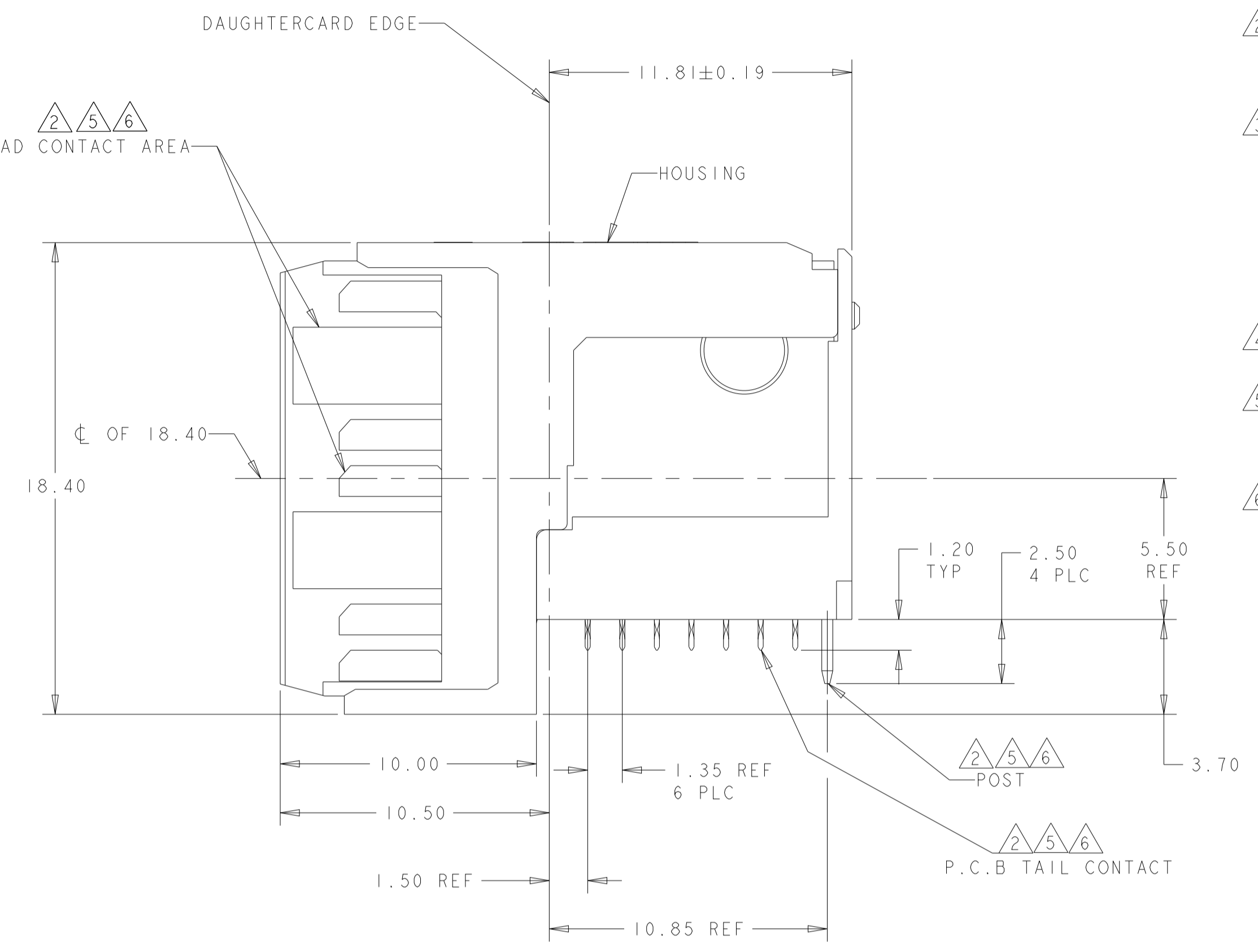
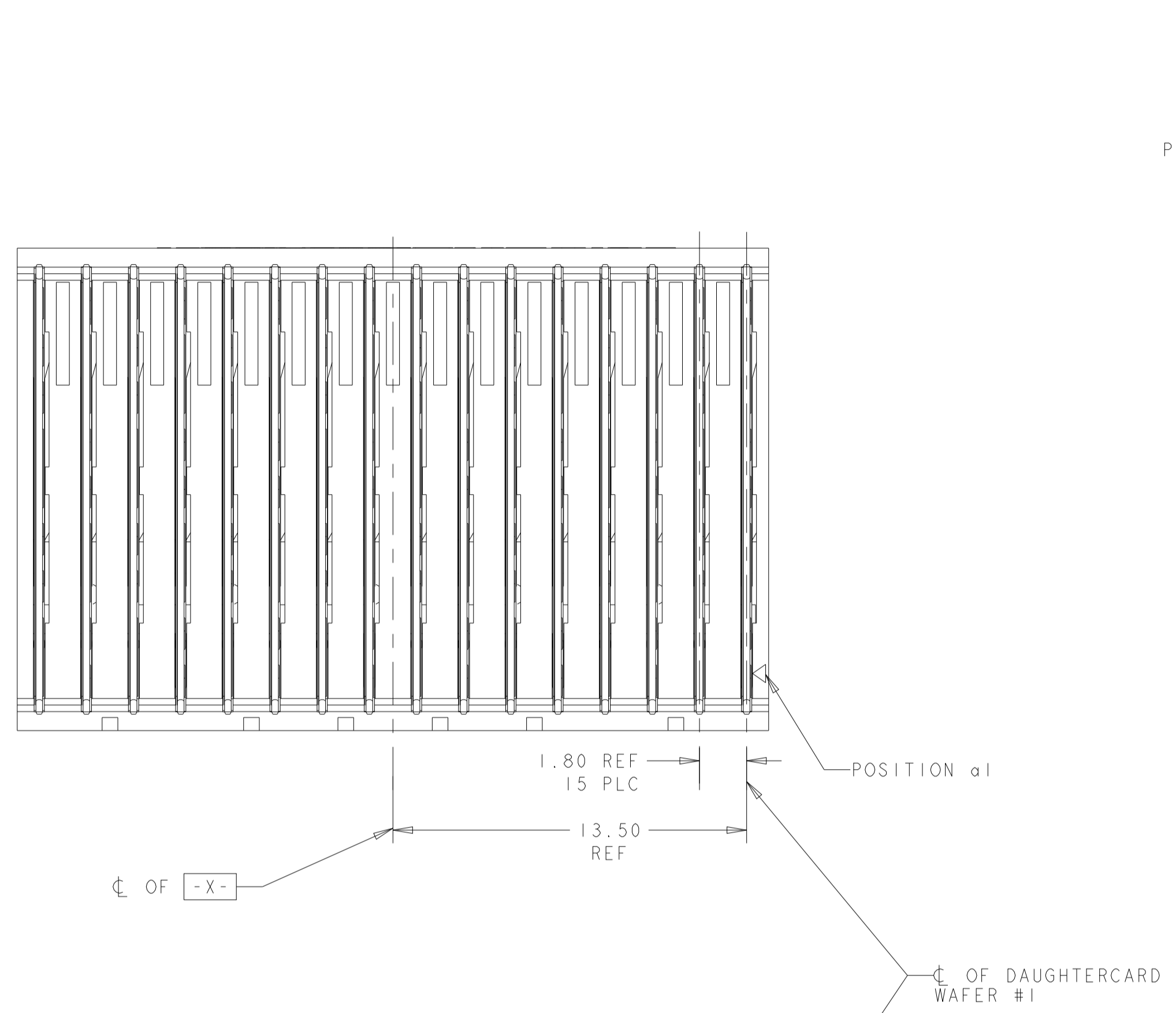


REVISIONS				
P	LN	DESCRIPTION	DATE	OWN APVD
B		REVISED PER ECO-21-003080	080CT2021	LN DH



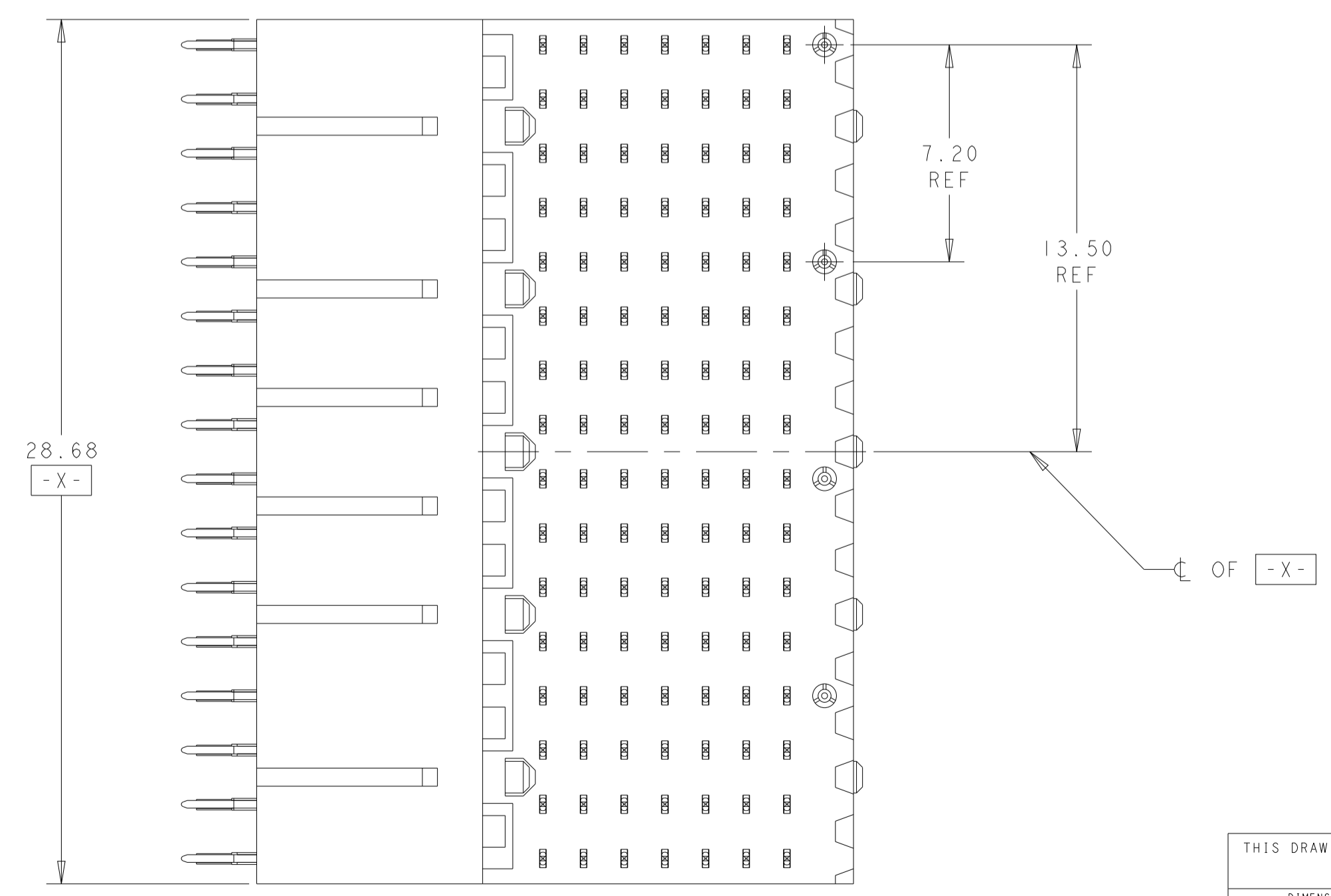
- ① HOUSING: LCP, UL94V0, COLOR: BLACK.
CONTACT: PHOSPHOR BRONZE.
POST: BRASS WIRE
- ② CONTACT: 1.27µm MIN GOLD IN PAD CONTACT AREA
1.27µm MIN TIN-LEAD (93/7) ON PCB TAIL
OVER 1.27µm MIN NICKEL OVER ALL.
POST: 1.27µm MIN NICKEL PLATED.
- ③ PLATED THRU HOLE SPECIFICATION:
DRILLED HOLE: $\varnothing 0.40 \pm 0.02$
0.025-0.050 THICK COPPER PLATING (MAX HARDNESS 150 KNOOP)
FINISH OPTIONS:
0.0038-0.0124 HOT AIR SOLDER LEVELING (HASL) TIN-LEAD (SnPb)
0.0005-0.004 IMMERSION TIN (Sn)
0.0002-0.0005 ORGANIC SOLDERABILITY PRESERVATIVE (OSP)
0.0001-0.0005 IMMERSION SILVER (Ag)
0.0001-0.0005 IMMERSION GOLD OVER 0.00127-0.0076 NICKEL (ENIG)
FINISH HOLE DIAMETER AFTER PLATING = $\varnothing 0.31$ REF
- ④ SEE TABLE 1 FOR INTERCONNECTIONS TO BACKPLANE CONNECTOR.
- ⑤ CONTACT: 1.27µm MIN GOLD IN PAD CONTACT AREA,
1.27µm MIN TIN ON PCB TAIL OVER 1.27µm MIN.
NICKEL OVER ALL.
POST: 1.27µm MIN NICKEL PLATED.
- ⑥ CONTACT: 1.27µm MIN GOLD IN PAD CONTACT AREA
1.27µm MIN TIN-LEAD (60/40) ON PCB TAIL
OVER 1.27µm MIN NICKEL OVER ALL.
POST: 1.27µm MIN NICKEL PLATED.

TABLE 1
INTERCONNECTIONS WITH BACKPLANE CONNECTOR 2302789-1

TYPICAL INTERCONNECTIONS FOR EACH EVEN-NUMBERED COLUMN (WAFER): 2, 4, 6, 8, 10, 12, 14, 16		
CONTACT USAGE	DAUGHTERCARD CONNECTOR PIN	BACKPLANE CONNECTOR PIN
SIGNAL PAIR	bx	cx
SIGNAL PAIR	cx	dx
SIGNAL PAIR	ex	gx
SIGNAL PAIR	fx	hx
GROUND	ax, dx, gx, (ALL COMMONED)	ax, bx, ex, fx, ix

TYPICAL INTERCONNECTIONS FOR EACH ODD-NUMBERED COLUMN (WAFER): 1, 3, 5, 7, 9, 11, 13, 15		
CONTACT USAGE	DAUGHTERCARD CONNECTOR PIN	BACKPLANE CONNECTOR PIN
SIGNAL PAIR	ax	ax
SIGNAL PAIR	bx	bx
SIGNAL PAIR	dx	ex
SIGNAL PAIR	ex	fx
SIGNAL PAIR	gx	ix
GROUND	cx, fx (ALL COMMONED)	cx, dx, gx, hx

NOTE: "x" DESIGNATES THE COLUMN NUMBER



PC BOARD LAYOUT (CONNECTOR SIDE) SCALE 5:1

THIS DRAWING IS A CONTROLLED DOCUMENT. OWN: R. MILLER 09AUG2016. CHK: A. TSANG 09AUG2016. APVD: [Signature]

DIMENSIONS: mm	TOLERANCES UNLESS OTHERWISE SPECIFIED:	PRODUCT SPEC	NAME
0 PLC ±	0.5	108-2072-3	RIGHT-ANGLE PLUG ASSEMBLY, 7 ROW, CENTER, VPX, MULTIGIG RT 3
1 PLC ±0.13		APPLICATION SPEC	SIZE
2 PLC ±			CAGE CODE DRAWING NO
3 PLC ±			RESTRICTED TO
4 PLC ±			
ANGLES ±			
FINISH ±			

MATERIAL: SEE TABLE. WEIGHT: 10.33g. RESTRICTED CUSTOMER. SCALE: 6:1. SHEET 1 OF 1. REV B.