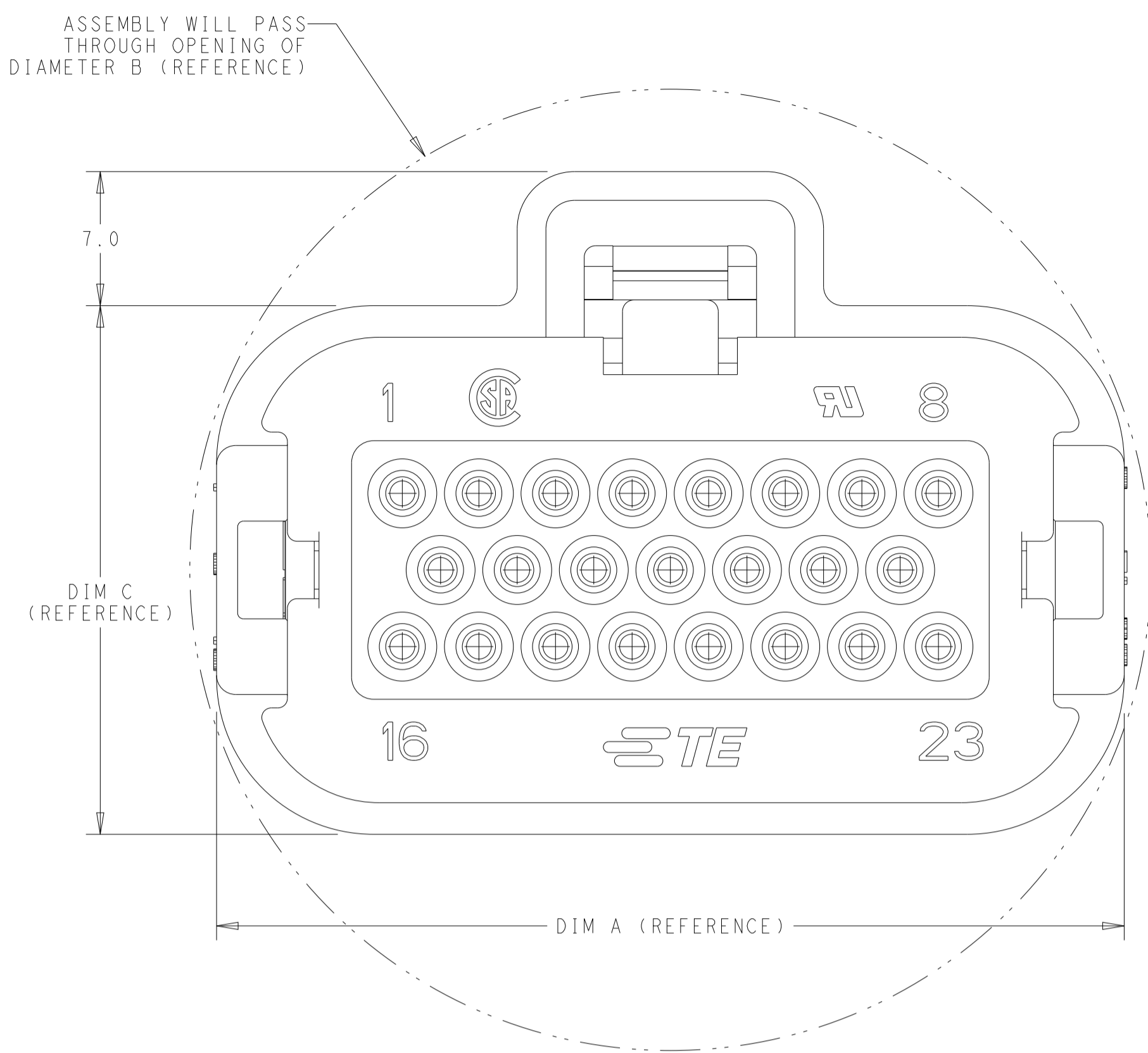
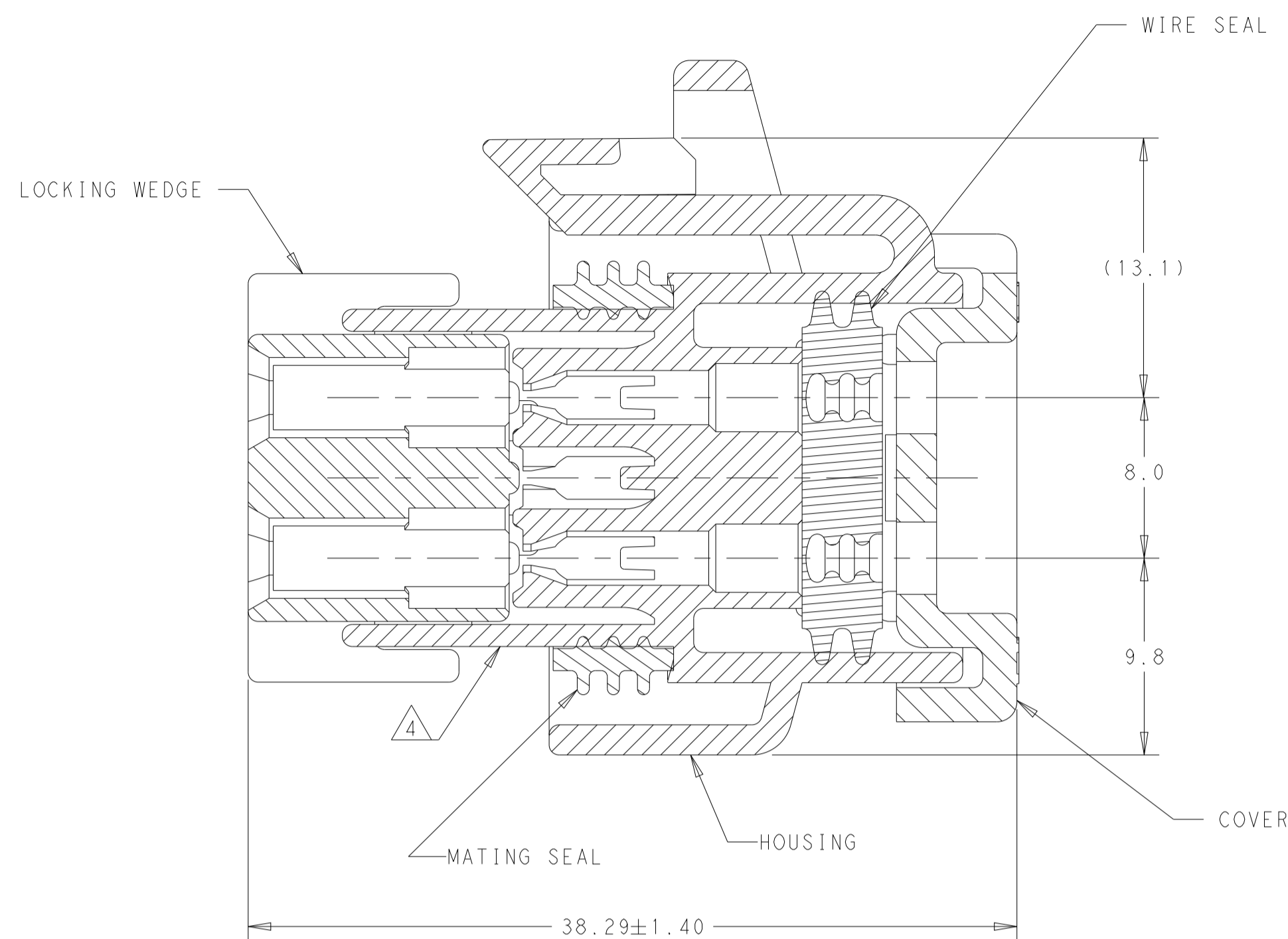


REVISIONS				
P	LTN	DESCRIPTION	DATE	APVD
E1	ECR-22-157945		10NOV2022	DS DS
E2	ECR-23-179751		28JUN2023	DCS DCS

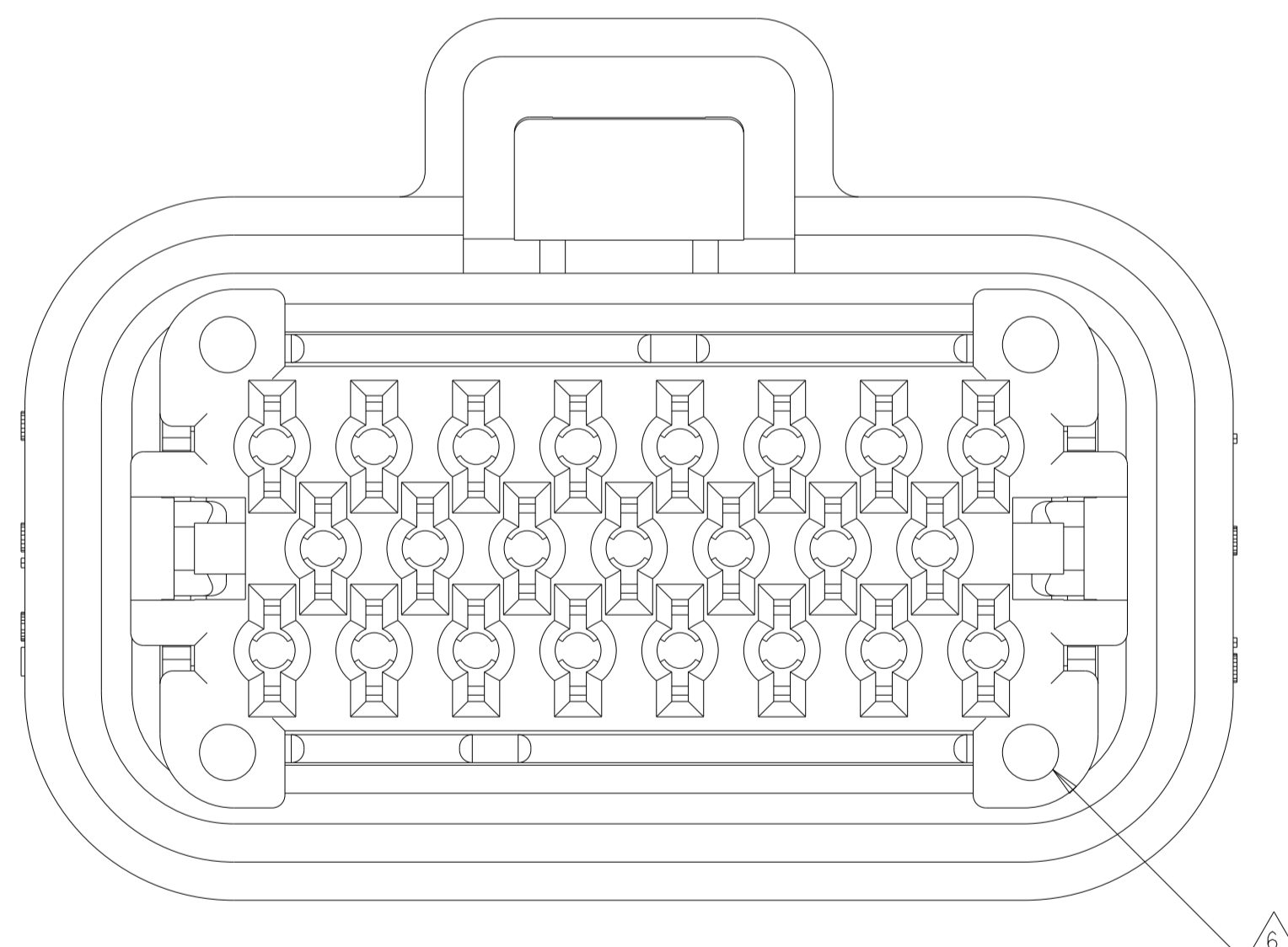


- MATERIAL: HOUSING - UL94V-0 PBT  
 LOCKING WEDGE - UL94V-0 PBT, RED  
 COVER - UL94V-0 PBT, BLACK  
 MATING SEAL - SILICONE  
 WIRE SEAL - SILICONE
- HOUSING COLORS ARE MECHANICALLY KEYED TO MATE WITH IDENTICALLY COLORED HEADER ASSEMBLIES
- PLUG USES REELED TERMINAL 770520 OR LOOSE PIECE TERMINAL 770854. SEE TABLE 1 FOR WIRE RANGE
- DATE CODE ON THIS SURFACE. USES 5 DIGIT CODE: FIRST 2 DIGITS = YEAR, SECOND 2 DIGITS = WEEK, LAST DIGIT = DAY
- CIRCUITS 3, 7, 16, 17, 21, 22 BLOCKED
- OPTIONAL VOID CORING ON 35 POSITION PLUG ASSEMBLY 776164

23-POSITION CONNECTOR SHOWN, SEE TABLE BELOW FOR ALTERNATE DIMENSIONS.

CONNECTOR SIZE	A	B	C
8-POSITION	27.4	40	27.50
14-POSITION	35.4	44	27.60
23-POSITION	47.4	50	27.60
35-POSITION	63.4	66	27.45

TERMINAL PART NUMBER	WIRE SIZE		INSULATION RANGE
	mm <sup>2</sup>	AWG	
770520-1 AND 770520-3	0.5	20 TXL	1.7-2.7
	0.8	18 TXL	
	1.0 FLRY	-	2.2-2.4
	1.5	16 TXL	
	1.5 FLRY	-	



BOTTOM VIEW WITH LOCKING WEDGE

PART NUMBER	MATING HEADER	WIRE SEAL COLOR	MATING SEAL COLOR	HOUSING COLOR	NO. OF POSITIONS	PART NUMBER
776230, 776231	776180, 776163	RED	RED	RED	35-POSITION	776164-6
						776164-5
						776164-4
						776164-2
776200, 776228	770669, 776087	GREEN	RED	RED	23-POSITION	770680-5
						770680-4
						770680-3
						770680-2
776261, 776262	776266, 776267	GREEN	GREEN	GREEN	14-POSITION	776273-5
						776273-4
						776273-2
						776273-1
776275, 776276	776279, 776280	YELLOW	YELLOW	YELLOW	8-POSITION	776286-2
						776286-1

THIS DRAWING IS A CONTROLLED DOCUMENT. DWG: A. MARTIN 11JUN2015  
 CHK: D. STRAUSSER 29JUN2015  
 APVD: G. BROWN 29JUN2015

STC TE Connectivity

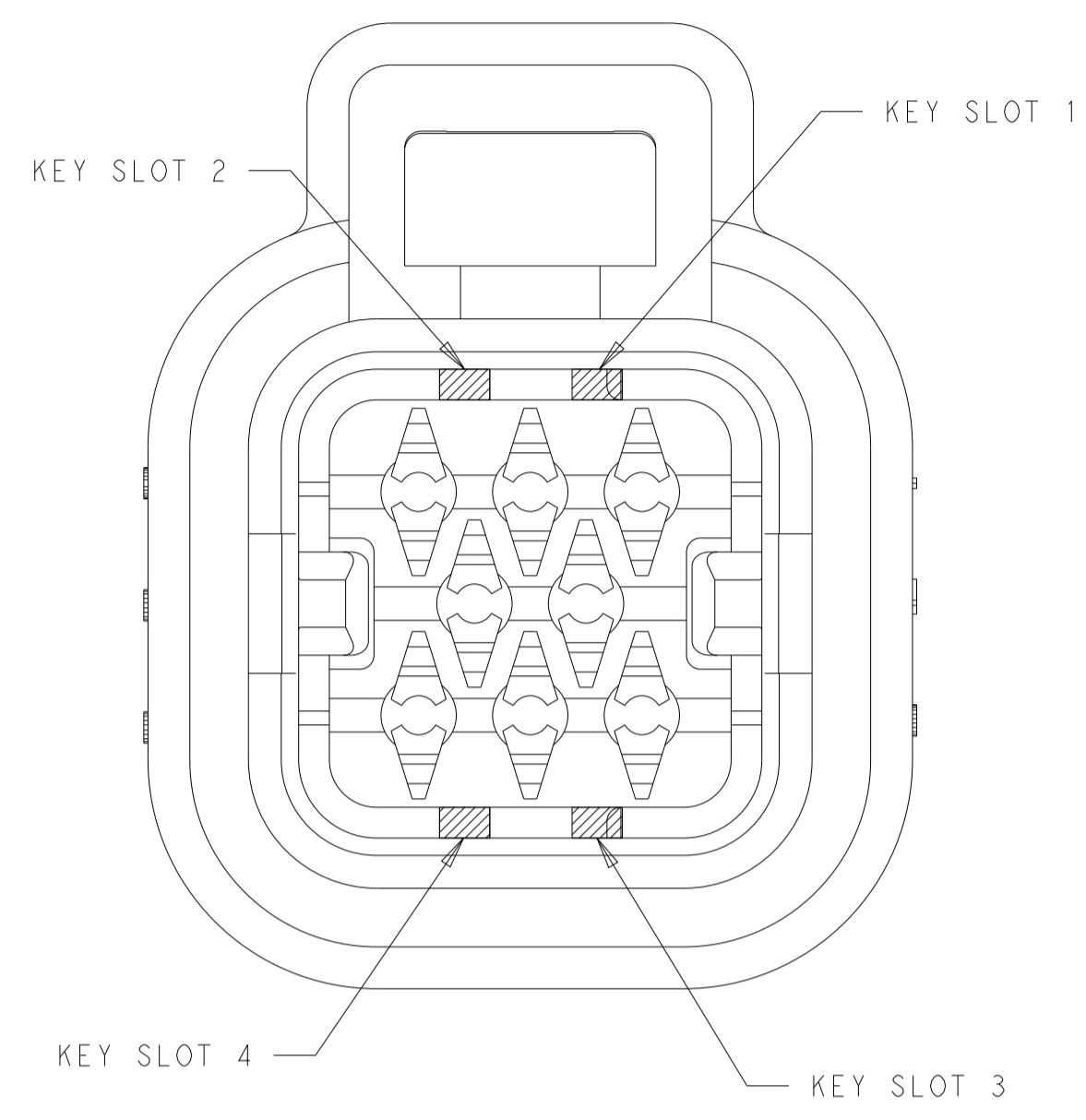
NAME: PLUG ASSEMBLY, AMPSEAL FAMILY DRAWING

PRODUCT SPEC: 108-1329  
 APPLICATION SPEC: 114-16016

SIZE: A1 CAGE CODE: 2293782 DRAWING NO: 100779  
 WEIGHT: -  
 RESTRICTED TO: -

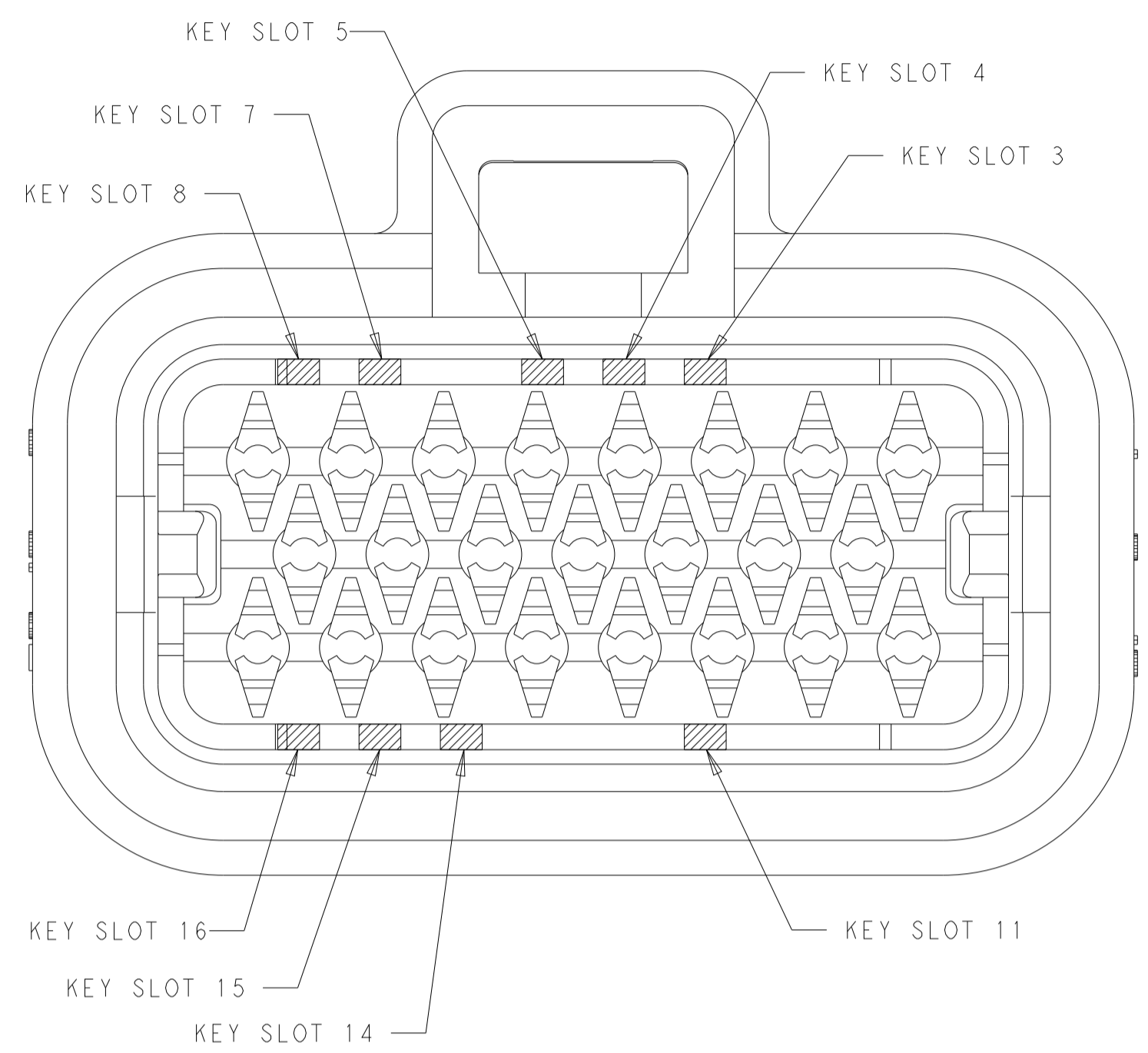
SCALE: 4:1 SHEET 1 OF 2 REV: E2

REVISIONS				
P	LTN	DESCRIPTION	DATE	APVD
-	-	SEE SHEET 1	-	-



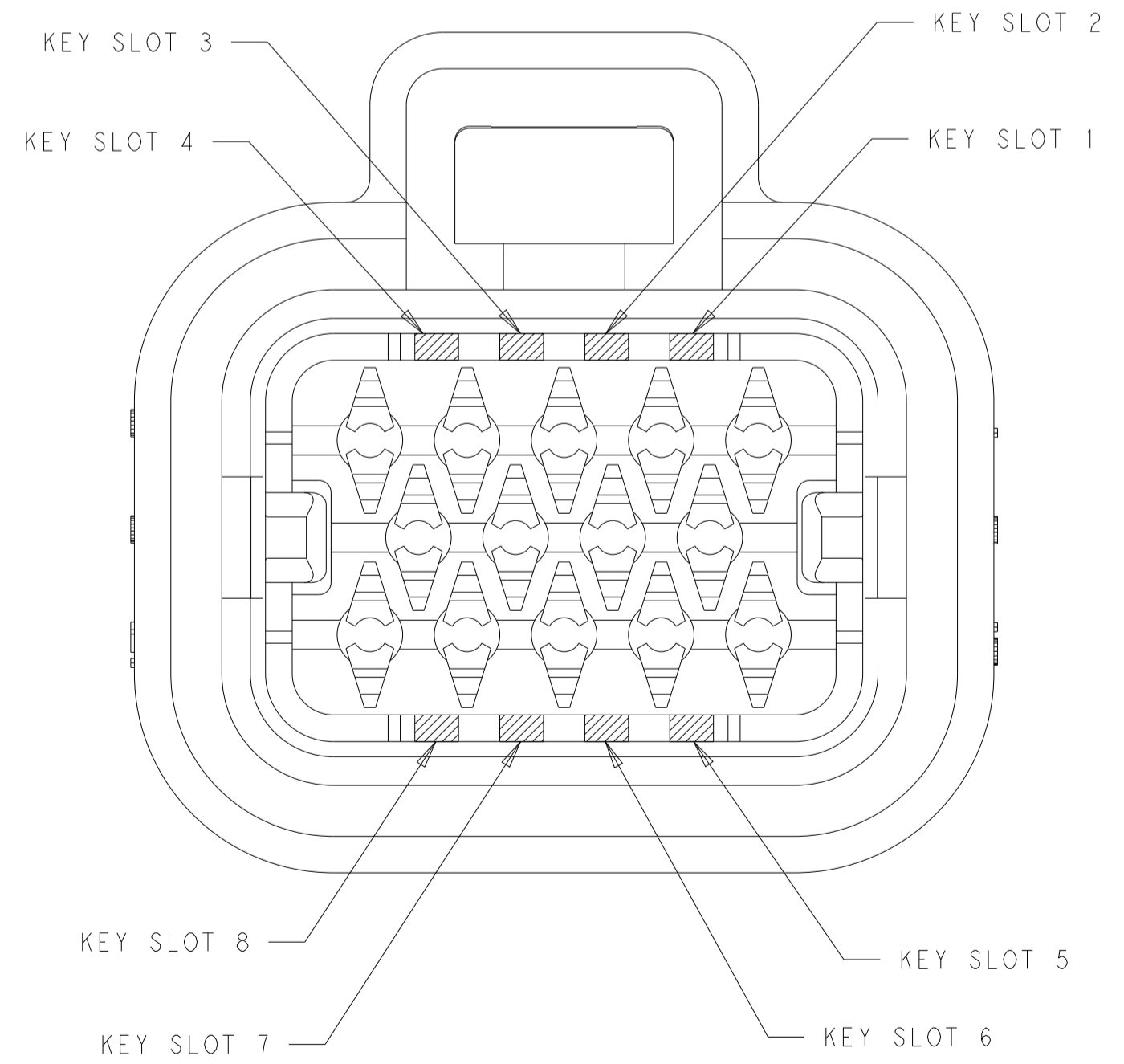
1 & 3	NATURAL	776286-2
2 & 4	BLACK	776286-1
KEY SLOT LOCATION (SEE VIEW ABOVE)	COLOR	PART NUMBER

8-POSITION CONNECTOR  
KEY SLOT LOCATIONS  
SCALE 4:1



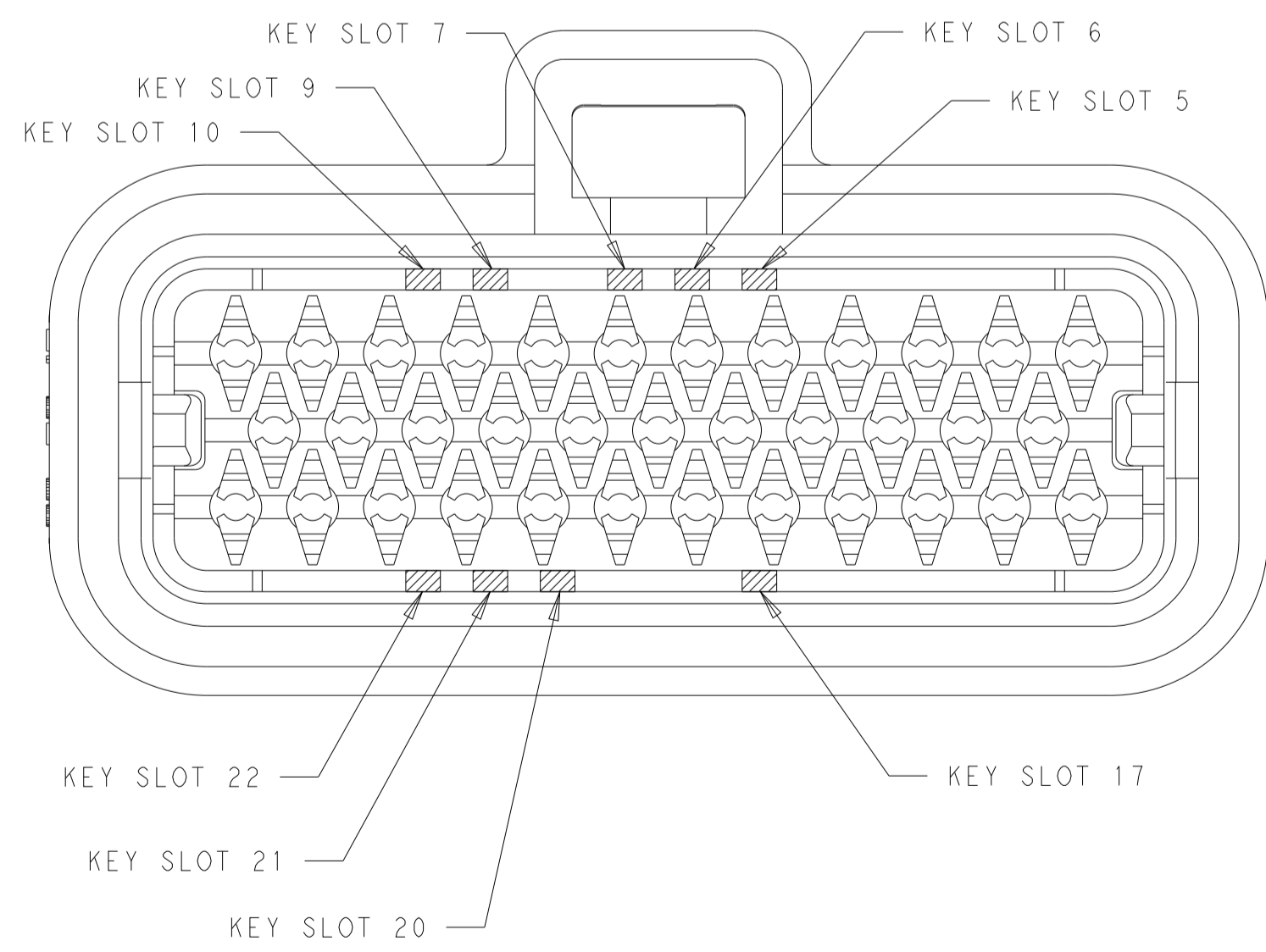
3, 8 & 16	BLUE	770680-5
7 & 15	GREY	770680-4
4 & 14	BLACK	770680-3
5 & 11	NATURAL	770680-2
4 & 14	BLACK	770680-1
KEY SLOT LOCATION (SEE VIEW ABOVE)	COLOR	PART NUMBER

23-POSITION CONNECTOR  
KEY SLOT LOCATIONS  
SCALE 4:1



3 & 5	BLUE	776273-5
2 & 8	GREY	776273-4
1 & 6	NATURAL	776273-2
3 & 7	BLACK	776273-1
KEY SLOT LOCATION (SEE VIEW ABOVE)	COLOR	PART NUMBER

14-POSITION CONNECTOR  
KEY SLOT LOCATIONS  
SCALE 4:1



7 & 22	ORANGE	776164-6
5, 10, 22	BLUE	776164-5
9 & 21	GREY	776164-4
7 & 17	NATURAL	776164-2
6 & 20	BLACK	776164-1
KEY SLOT LOCATION (SEE VIEW ABOVE)	COLOR	PART NUMBER

35-POSITION CONNECTOR  
KEY SLOT LOCATIONS  
SCALE 3:1

THIS DRAWING IS A CONTROLLED DOCUMENT.

DIMENSIONS:	TOLERANCES UNLESS OTHERWISE SPECIFIED:	OWN: A. MARTIN 11JUN2015	TE Connectivity NAME: PLUG ASSEMBLY, AMPSEAL FAMILY DRAWING
mm	0 PLC ±	CHK: D. STRAUSSER 29JUN2015	
	1 PLC ±0.2	APVD: G. BROWN 29JUN2015	
	2 PLC ±	PRODUCT SPEC	
MATERIAL:	3 PLC ±	108-1329	SIZE: A1
SEE NOTE 1	4 PLC ±	APPLICATION SPEC	CAGE CODE: 00779
	ANGLES ±	114-16016	DRAWING NO: C=2293782
	FINISH	WEIGHT	RESTRICTED TO: -
		CUSTOMER DRAWING	SCALE: 1:1 SHEET 2 OF 2 REV: E2