© 2023 TE Connectivity. All Rights Reserved.

PROJEKT NR.	REVISIONS ÄNDERUNGEN				
	P	LTR	DESCRIPTION BESCHREIBUNG	DATE	DWN	APVD
		D	ITEM 5: 9-2141264-2 was 2141264-3	02JAN2015	RSC	AKE
		E	ITEM 5: 2141264-3 was 9-2141264-2	25NOV2016	RSC	KKI
		E1	MODIFICATION IN ITEM 2	27MAR2019	SK	TS
		E2	UPDATED EXPLODED VIEW AND BOM	15MAR2023	JJH	TSV

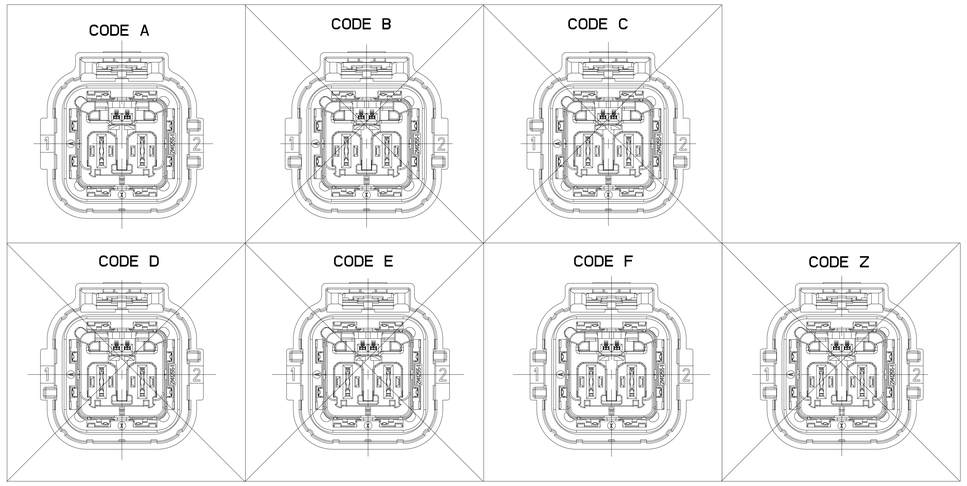

EXPLODED VIEW
Explosionsdarstellung

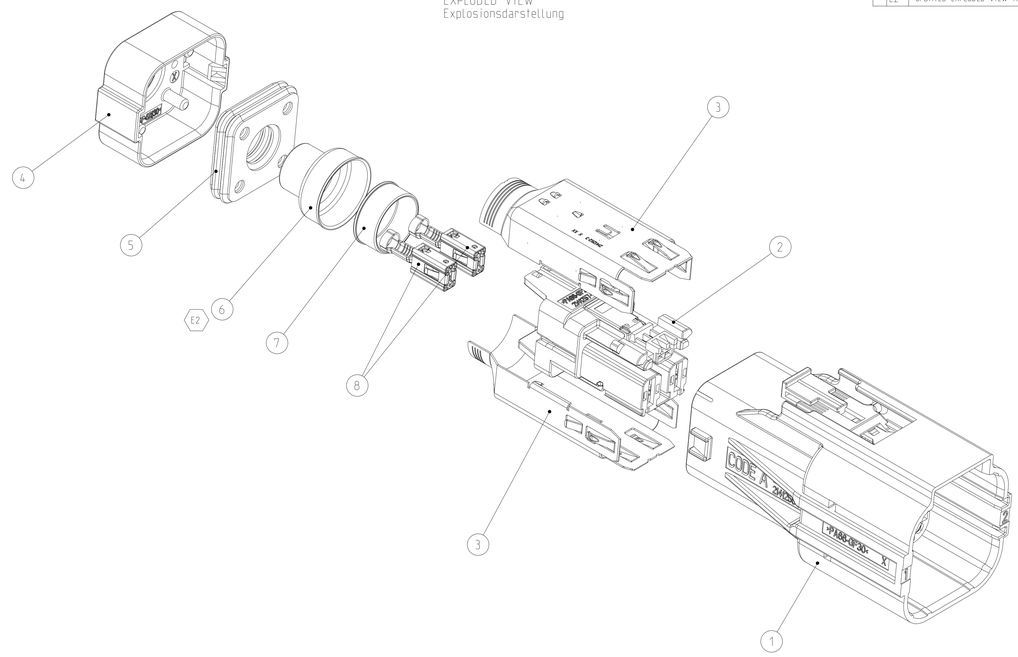

ASSEMBLED CONDITION (ILLUSTRATION WITHOUT CABLE) 2
Zusammengebauter Zustand (Darstellung ohne Leitung)

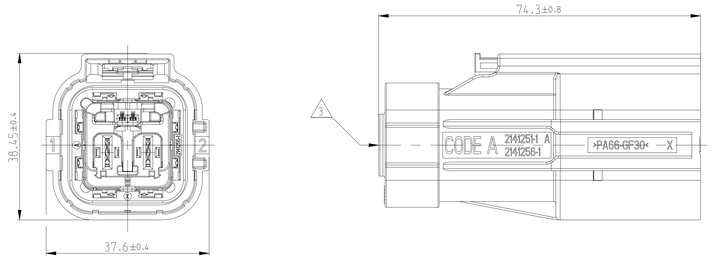

	ITEM	COMPONENT PN	DESCRIPTION	MATERIAL	COLOUR/SURFACE	QTY / Anzahl							
REQUIRED COMPONENTS	8	2-1241408-3	AMP MCP 6.3/4.8	CuNiSi	SEL. Ag PLATED	2	2	2	2	2	2	2	2
	7	1-2141261-1	SHIELD CRIMP FERRULE.INNER	STAINLESS STEEL	BLANK	1	1	1	1	1	1	1	1
	6	1-2141263-4	SHIELD CRIMP FERRULE.OUTSIDE	STAINLESS STEEL	BLANK	-	-	-	-	1	1	1	1
		1-2141263-3	SHIELD CRIMP FERRULE.OUTSIDE	STAINLESS STEEL	BLANK	1	1	1	1	-	-	-	-
	5	2141264-4	SINGLE WIRE SEAL	SILICON	YELLOW	-	-	-	-	1	1	1	1
		2141264-3	SINGLE WIRE SEAL	SILICON	BLUE	1	1	1	1	-	-	-	-
	4	2141265-4	COVER	PA6(GF+GB)30	ORANGE	-	-	-	-	1	1	1	1
		2141265-3	COVER	PA6(GF+GB)30	ORANGE	1	1	1	1	-	-	-	-
	3	2141262-3	SHIELDING. EMC	CuNiSi	SEL. Ag PLATED	2	2	2	2	2	2	2	2
	2	2141259-1	2POS. MIXED. REC HSG. ASSY	PA66-GF30	BLACK	1	1	1	1	1	1	1	1
	1	1-2141256-6	2POS REC HSG. ASSY. COD F	PA66-GF30. PA6-(GB+GF)30 and SILICON E2	HSG ORANGE CPA RED	-	-	-	1	-	-	-	1
		1-2141256-1	2POS REC HSG. ASSY. COD A			-	-	1	-	-	-	1	-
		2141256-6	2POS REC HSG. ASSY. COD F		HSG ORANGE CPA BROWN	-	1	-	-	-	1	-	-
		2141256-1	2POS REC HSG. ASSY. COD A		HSG ORANGE CPA BLACK	1	-	-	-	1	-	-	-
				CRIMPING TOOL NO.		528041-9				1-528041-0			
				WIRE ISOLATION DIAMETER [mm]		10.7 - 11.3				12.2 - 12.8			
				VARIANT (TE KIT NUMBER)		2x4mm² COD.A (2287490-1)	2x4mm² COD.F (2287490-6)	-	-	2x6mm² COD.A (1-2287490-1)	2x6mm² COD.F (1-2287490-6)	-	-

1 THE GERMAN TEXT IS BINDING
Der deutsche Text ist verbindlich

2 ASSEMBLED NOT FOR SALE. DESCRIBES ONLY
THE DELIVERY AMOUNT AND THE MOUNTING STATE WITHOUT CABLE
Zusammengebaut kein Verkaufsteil. stellt einzig den
Lieferumfang und den Montagezustand ohne Leitung dar

3 MIN. BENDING RADIUS OF CABLE
ACCORDING TO SPECIFICATION OF CABLE SUPPLIER.
Min. Leitungs-Biegeradius gemaess
Leitungsspezifikation des Herstellers.

4 ADAPTIVE CABLES SEE SPECIFICATION 114-94100
Anwendbare Leitungen siehe Verarbeitungsspezifikation 114-94100

PRODUCT CHARACTERISTICS ACC. GMP_EMEA_012
BESONDERE MERKMALE NACH GMP_EMEA_012
DIESE ZEICHNUNG IST EIN KONTROLLIERTES DOKUMENT.
BEMASSUNGEN UND TOLERANZEN GEMAESS GPS (ISO STANDARDS).
THIS DRAWING IS A CONTROLLED DOCUMENT.
DIMENSIONS AND TOLERANCING PER GPS (ISO STANDARDS).

TOLERANCING ISO 8015
TOLERIERUNG ISO 8015

DWN P.Schwan 07OCT2014
CHK F.Wittrock 07OCT2014
APVD A.Ketteler 07OCT2014

DIMENSIONS: MASSE(NETTO) mm
TOLERANCES UNLESS OTHERWISE SPECIFIED: ALLGEMEINTOLERANZEN
1 PLC ±0.5 2 PLC ±0.25 3 PLC ±0.1 4 PLC ±0.05 ANGLES ±0.5°
DIN ISO 2768-mK

PRODUCT SPEC PRODUKTSPEC 108-94264
APPLICATION SPEC VERARBEITUNGSSPEC. 114-94100

WEIGHT GEWICHT 57g

MATERIAL SEE TABLE Siehe Tabelle
FINISH/OBERFLÄCHE/FARBE SEE TABLE Siehe Tabelle

CUSTOMER DRAWING /KUNDENZEICHNUNG

TE Connectivity

NAME 2POS. MCP6.3. PLUG HSG. HVA630 KIT HV CONNECTOR

SIZE A0 CAGE CODE 00779 DRAWING NO ZEICHNUNGS-NR. C-2287490 RESTRICTED TO NUR FÜR -

SCALE MASSSTAB 2:1 SHEET BLATT 1 OF VON 1 REV E2

4806 (3/13)