

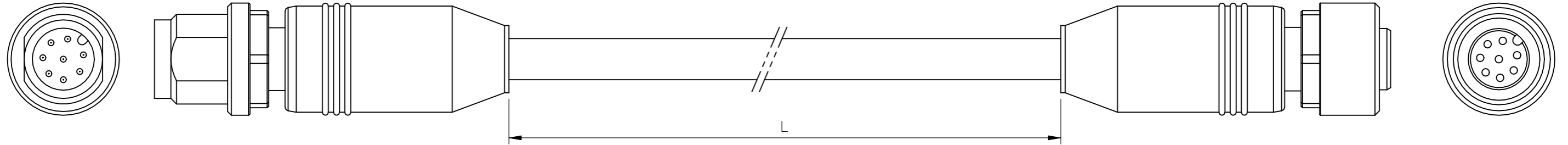
© - TE Connectivity. All Rights Reserved.

REVISIONS

P	LTR	DESCRIPTION	DATE	DWN	APVD
	A2	ECR-22-157330	22SEP2023	MAR	B.P

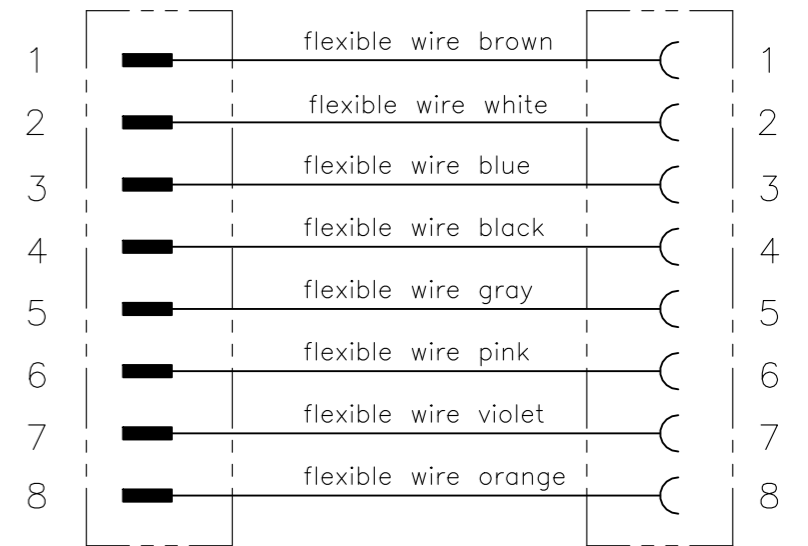
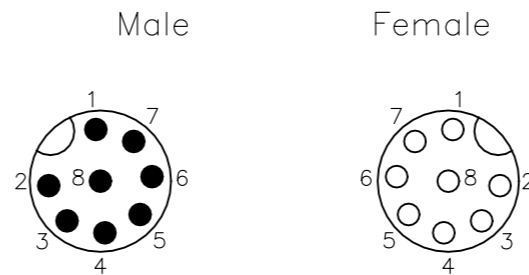
NOTES:

Tolerances cable lengths:
 0m to 0.5m +30mm
 0.5m to 1.0m +50mm
 1.0m to 3.0m +100mm
 < 3.0m +1.5%



Schematic diagram

Contact Layout



TECHNICAL DATA	
Operating voltage	max. 30 V AC/DC
Operating current per contact	max. 2 A
Locking of ports	Screw thread M12 x 1 mm (recommended torque 0.6 Nm) self-securing
Protection	IP65 and IP67 when plugged and screwed down (EN 60529)

PUR CABLE	
No./diameter of wires	8 x 0.25 mm ²
Wire isolation	PP (br, wh, bl, bk, gr, pk, vi, or)
C-track properties	2 million
Jacket	PUR (UL/CSA)
Outer diameter	approx. 6.0 mm
Bend radius (moving)	10 x outer diameter
Temperature range (fixed)	-40...+80 °C
Temperature range (mobile)	-20...+80 °C

OBSOLETE	8 pos	2.0mtr	PUR	Grey	2273115-5	8x24AWG PUR 2.0m	5
		1.5mtr			2273115-4	8x24AWG PUR 1.5m	4
		1.0mtr			2273115-3	8x24AWG PUR 1.0m	3
		0.6mtr			2273115-2	8x24AWG PUR 0.6m	2
		0.3mtr			2273115-1	8x24AWG PUR 0.3m	1
		LENGTH "L"	MATERIAL	JACKET COLOR	TE PN	DESCRIPTION	ITEM

THIS DRAWING IS A CONTROLLED DOCUMENT.

DIMENSIONS: mm	TOLERANCES UNLESS OTHERWISE SPECIFIED:	DWN 04DEC2013 SATHISH KUMAR .G	TE Connectivity M12 STRGT PLUG TO M12 STRGT SOCKET AA				
	0 PLC ± - 1 PLC ± - 2 PLC ± - 3 PLC ± - 4 PLC ± - ANGLES ± -	CHK 04DEC2013 B.VELDHOVEN					APVD 04DEC2013 A.VAN ZANDVOORT
MATERIAL	FINISH	PRODUCT SPEC	108-19483	SIZE	CAGE CODE	DRAWING NO	
		APPLICATION SPEC	114-32127	A3	00779	C-2273115	
		WEIGHT	-	CUSTOMER DRAWING		SCALE	NTS
				SHEET		1 OF 1	REV A2