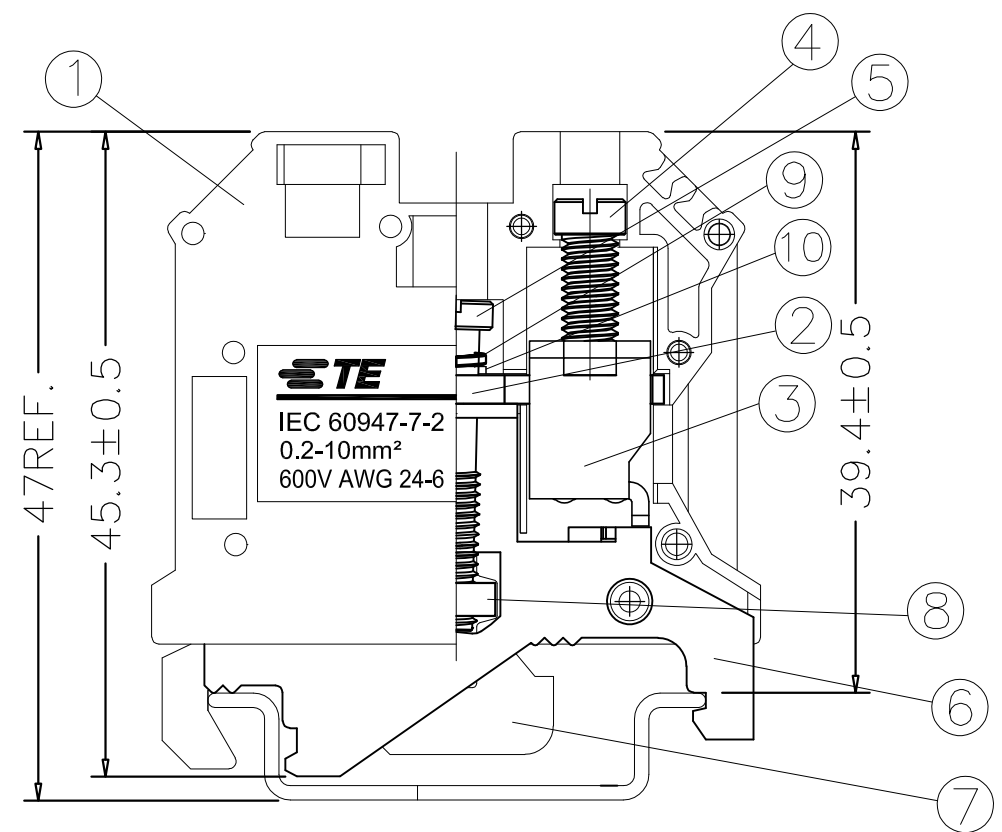
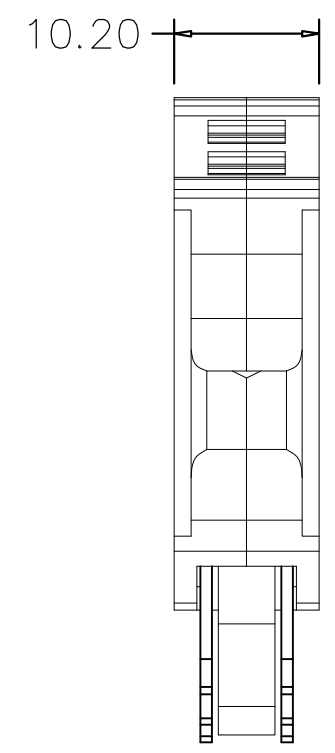
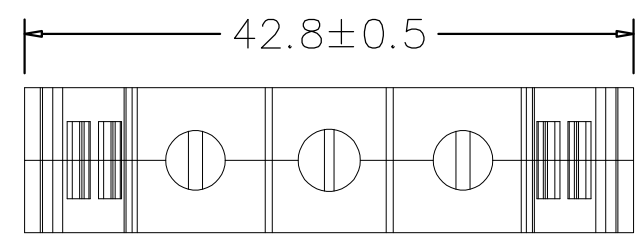


THIS DRAWING IS UNPUBLISHED. RELEASED FOR PUBLICATION  
 © COPYRIGHT - By - ALL RIGHTS RESERVED.

REVISIONS				
P	LTR	DESCRIPTION	DATE	APVD
	A	OFFICIAL VERSION RELEASE	25DEC2016	F.Y X.X



ITEM	COMPONENTS	MATERIAL	QTY	PLATING
10	FLAT WASHER	STEEL	1	ZINC Plated
9	ELASTIC WASHER	STEEL	1	ZINC Plated
8	NUT	STEEL	1	ZINC Plated
7	LOCK TERMINAL	STEEL	1	ZINC Plated
6	GROUND TERINAL	COPPER ALLOY	1	Tin Plated
5	MOUNTING SCREW	STEEL	1	ZINC Plated
4	TERMINAL SCREW	STEEL	2	ZINC Plated
3	CAGE CLAMP	STEEL	2	ZINC Plated
2	TERMINAL	COPPER ALLOY	1	Tin Plated
1	HOUSING	THERMOPLASTIC	2	

**NOTES:**

1. Material: See table
2. Rated current & voltage :600V(UL)
3. Impulse withstand voltage: 8KV
4. Terminal Screw Size & torque: M4, 13-16lbs-in(1.5-1.8Nm)
5. Mounting screw size & torque: M4, 9-12lbs-in(1.03-1.38Nm)
6. Wire strip length: 10-12mm
7. Suitable wire size : (UL)24 - 6 AWG , (IEC)0.2-10mm<sup>2</sup>
8. Requirement for environmental substance must be compliance with ROHS and REACH.

DTC 10-G	2271690-1	GREEN-YELLOW
TE SERIES No.	PART NUMBER	COLOR

THIS DRAWING IS A CONTROLLED DOCUMENT.		DWN FENCER YU 25DEC2016	TE Connectivity	
DIMENSIONS: mm		CHK KOBBY ZHAO 25DEC2016		
		APVD XIANG XU 25DEC2016	NAME 10mm <sup>2</sup> WIRE 1 IN 1 OUT SCREW TYPE TERMINAL BLOCK WITH GROUND FUNCTION	
TOLERANCES UNLESS OTHERWISE SPECIFIED:		PRODUCT SPEC 108-137173	RESTRICTED TO	
MATERIAL		APPLICATION SPEC 114-137172	SIZE A3	CAGE CODE 00779
FINISH		WEIGHT 34 g	DRAWING NO C-2271690	SCALE 1:1
		CUSTOMER DRAWING	SHEET 1 OF 1	REV A