THIS DRAWING IS UNPUBLISHED. RELEASED FOR PUBLICATION -,- .
© COPYRIGHT - By - ALL RIGHTS RESERVED.

REVISIONS

P	LTR	DESCRIPTION	DATE	DWN	APVD
	B	ECR-16-010102 NEW VERSION RELEASE	JUN23.2016	L.Z	X.X

NOTES:
1.RATED CURRENT:3.0AMP.
2.CONTACT RESISTANCE:20mΩ MAX.
3.WITHSTAND VOLTAGE:1000V AC/DC
4.INSULATION RESISTANCE:1000MΩ MIN.
5.OPERATION TEMPERATURE:-40℃ TO +105℃
6.CONTACT MATERIAL:COPPER ALLOY
7.CONTACT PLATING:
3U" MIN. AU ON MATING AREA OVER NI UNDERPLATING
80U" MIN. SN ON SOLDER AREA OVER NI UNDERPLATING
8.INSULATOR MATERIAL:PA9T UL94V-0 BK
9.RECOMMENDED SOLDERING PROCESS:
WAVE SOLDERING, PEAK TEMPERATURE: 260℃,5S
10.RECOMMENDED MATING TE PN: 1-2271662-4/2271662-8

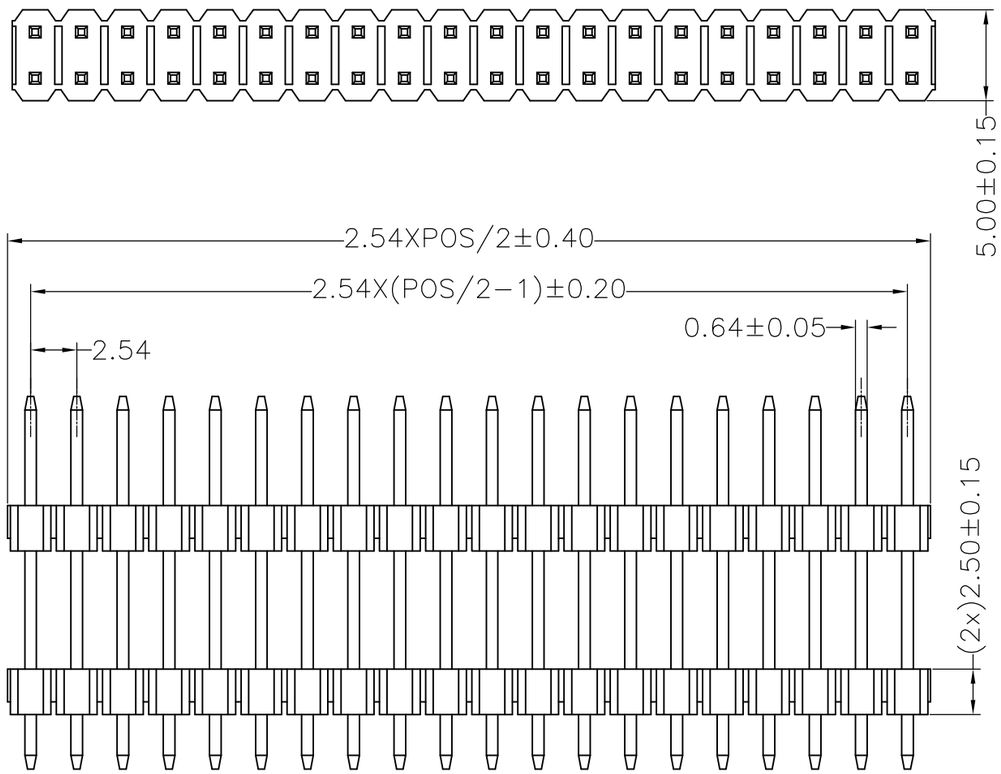

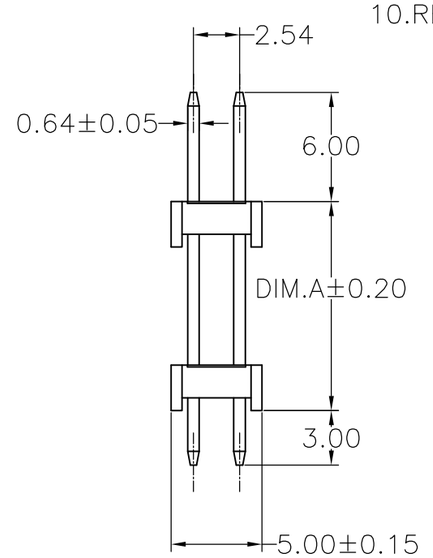

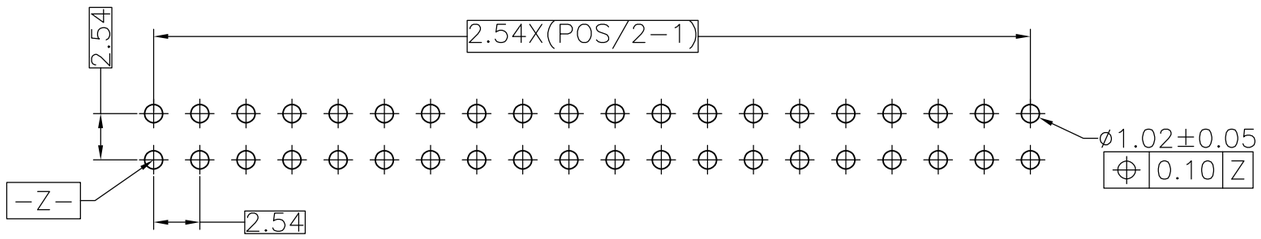

RECOMMENDED P.C.B LAYOUT
(COMPONENT SIDE)

PACKAGING	DIM.A	POS	PN
TUBE	6.50	14	1-2271661-4
TUBE	6.50	8	2271661-8

PRODUCT FAMILY TABLE

THIS DRAWING IS A CONTROLLED DOCUMENT.

DIMENSIONS: mm

TOLERANCES UNLESS OTHERWISE SPECIFIED:
0 PLC ± -
1 PLC ± -
2 PLC ± 0.25
3 PLC ± -
4 PLC ± -
ANGLES ± -

MATERIAL -
FINISH -

DWN BO GAO 31AUG2015
CHK KOBBY ZHAO -
APVD XIANG XU -
PRODUCT SPEC 108-137777
APPLICATION SPEC —
WEIGHT 0.000000

TE Connectivity

NAME
AMPMODU, PIN HDR, 2.54PITCH
2ROW, 2HOUSING, VERTICAL, TH, 14POS
—

SIZE	CAGE CODE	DRAWING NO	RESTRICTED TO
A3	00779	C-2271661	—

CUSTOMER DRAWING | SCALE 1:1 | SHEET 1 OF 1 | REV B