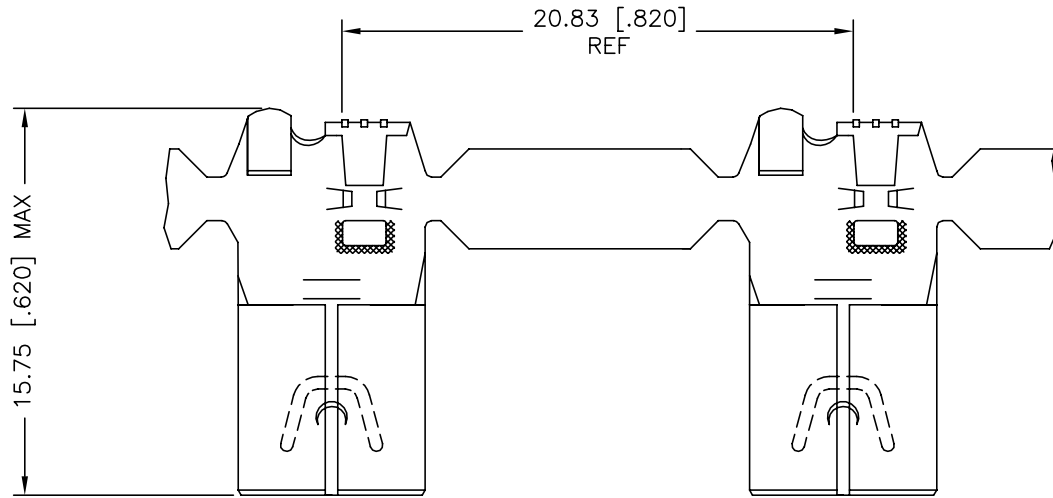
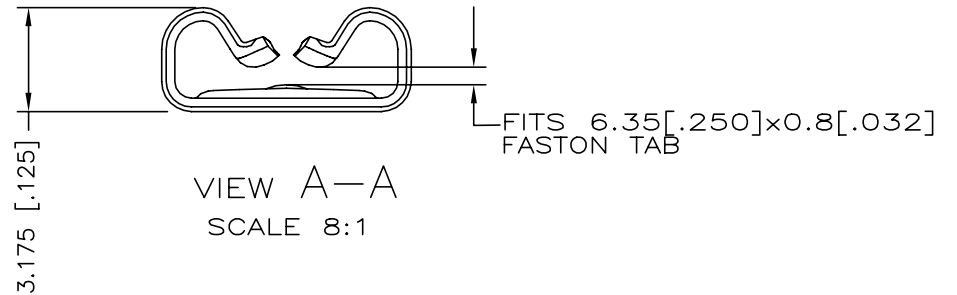


THIS DRAWING IS UNPUBLISHED. RELEASED FOR PUBLICATION
 © COPYRIGHT - By - ALL RIGHTS RESERVED.

REVISIONS				
P	LTR	DESCRIPTION	DATE	APVD
A1		REVISED PER ECO-17-010406	18JUL2017	RS MD
A2		REVISED PER ECR-20-009164	16JUL2020	MK DH

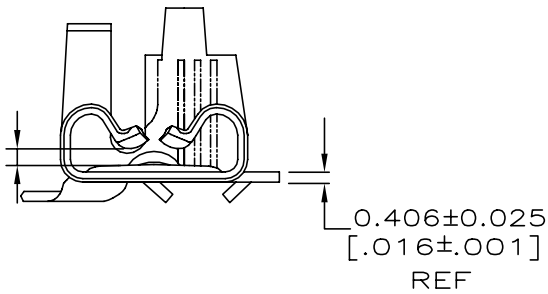


1 CONTINUOUS STRIP ON REELS



VIEW A-A
SCALE 8:1

GAP AS REQUIRED TO MEET FORCE SPECIFICATIONS AND 0.71 [.028] MAX.



1.78-3.30 [.070-.130]	0.3mm ² -1.3mm ² [22-16] AWG	0.84-0.76 [.033-.030]	2238142-1
INSULATION RANGE	WIRE RANGE	TAB THK	PART NO

THIS DRAWING IS A CONTROLLED DOCUMENT.		DWN R.SMITH 11/03/16	TE Connectivity	
DIMENSIONS: mm [INCHES]		CHK R.SMITH 11/03/16		
TOLERANCES UNLESS OTHERWISE SPECIFIED:		APVD M.DIDONATO 11/03/16	NAME RECEPTACLE,FASTON, 6.35 [.250] SERIES FLAG	
		PRODUCT SPEC -	RESTRICTED TO -	
MATERIAL STEEL		FINISH NICKEL	APPLICATION SPEC 114-2078	SIZE A3
		WEIGHT 0.000000	CAGE CODE 00779	DRAWING NO C=2238142
		CUSTOMER DRAWING	SCALE 5:1	SHEET 1 of 1
			REV A2	