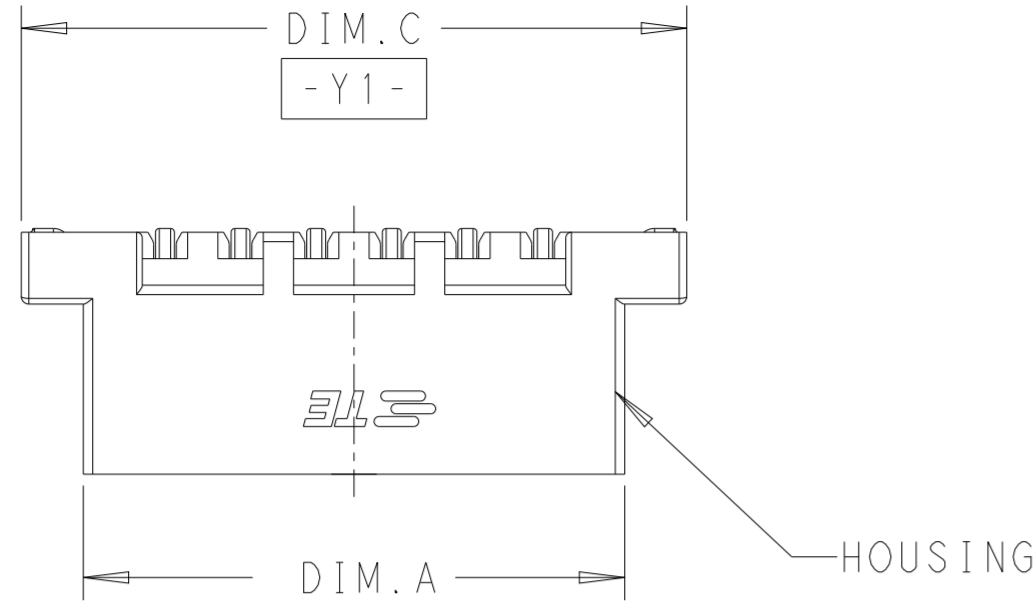
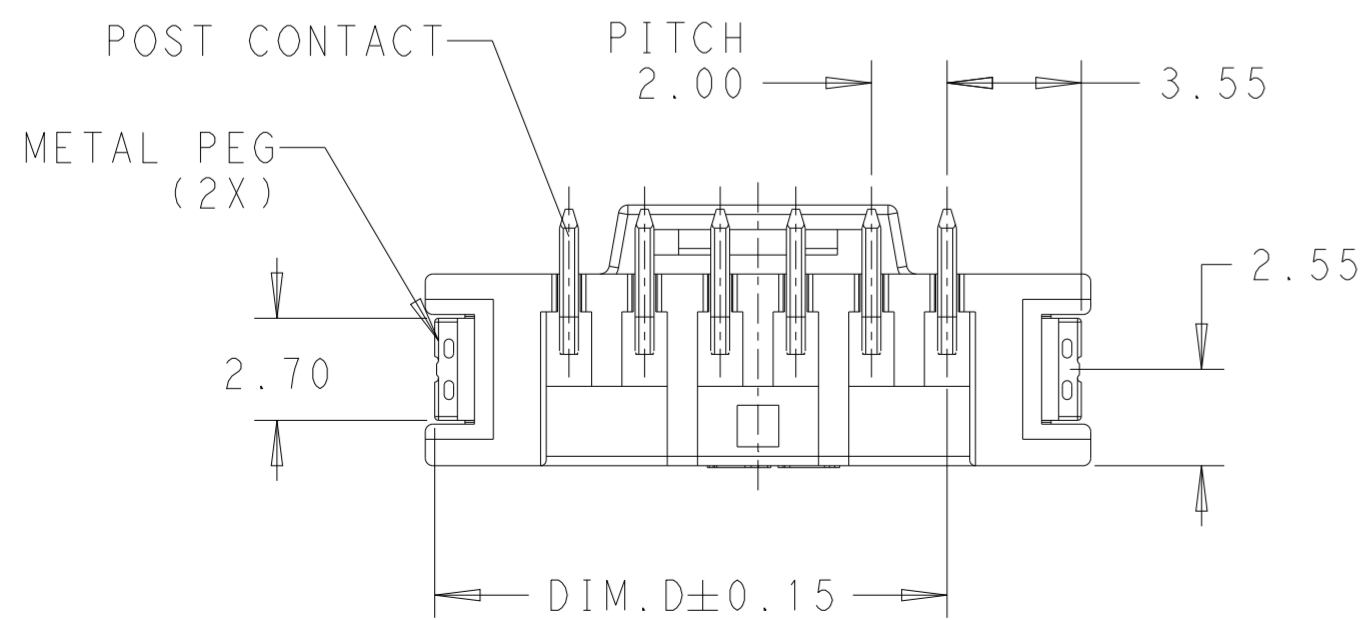
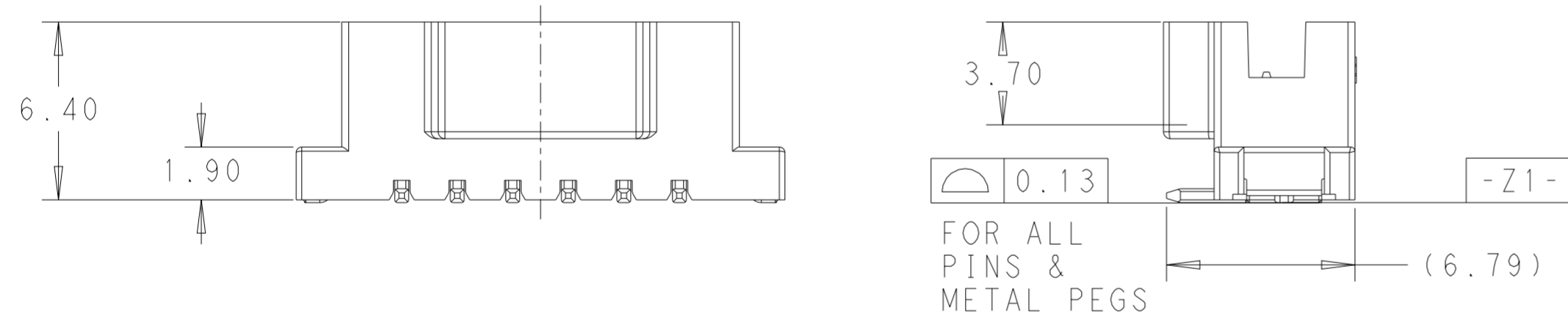
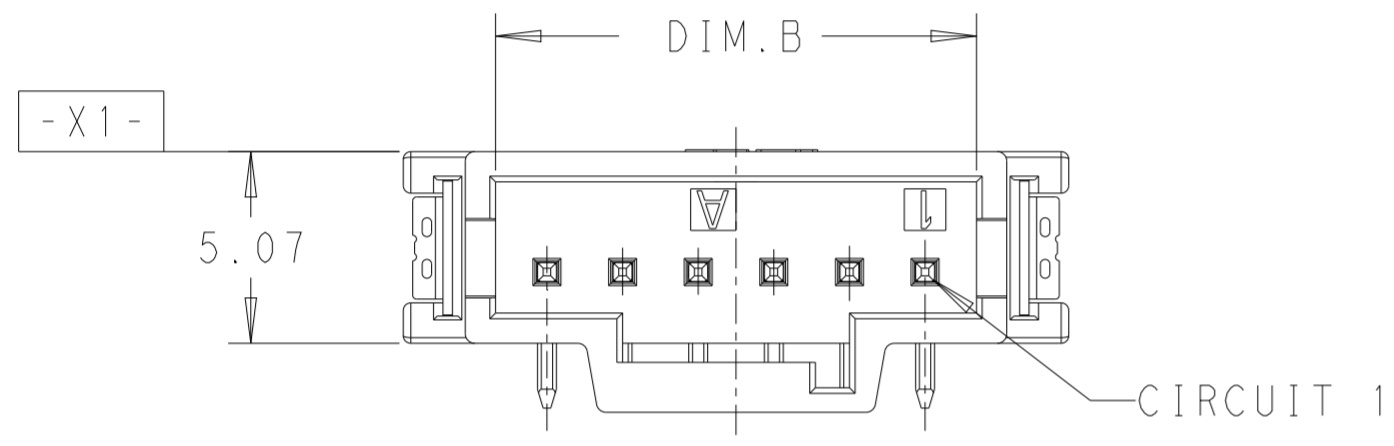


THIS DRAWING IS UNPUBLISHED. RELEASED FOR PUBLICATION 20
 © COPYRIGHT 20 BY - ALL RIGHTS RESERVED.

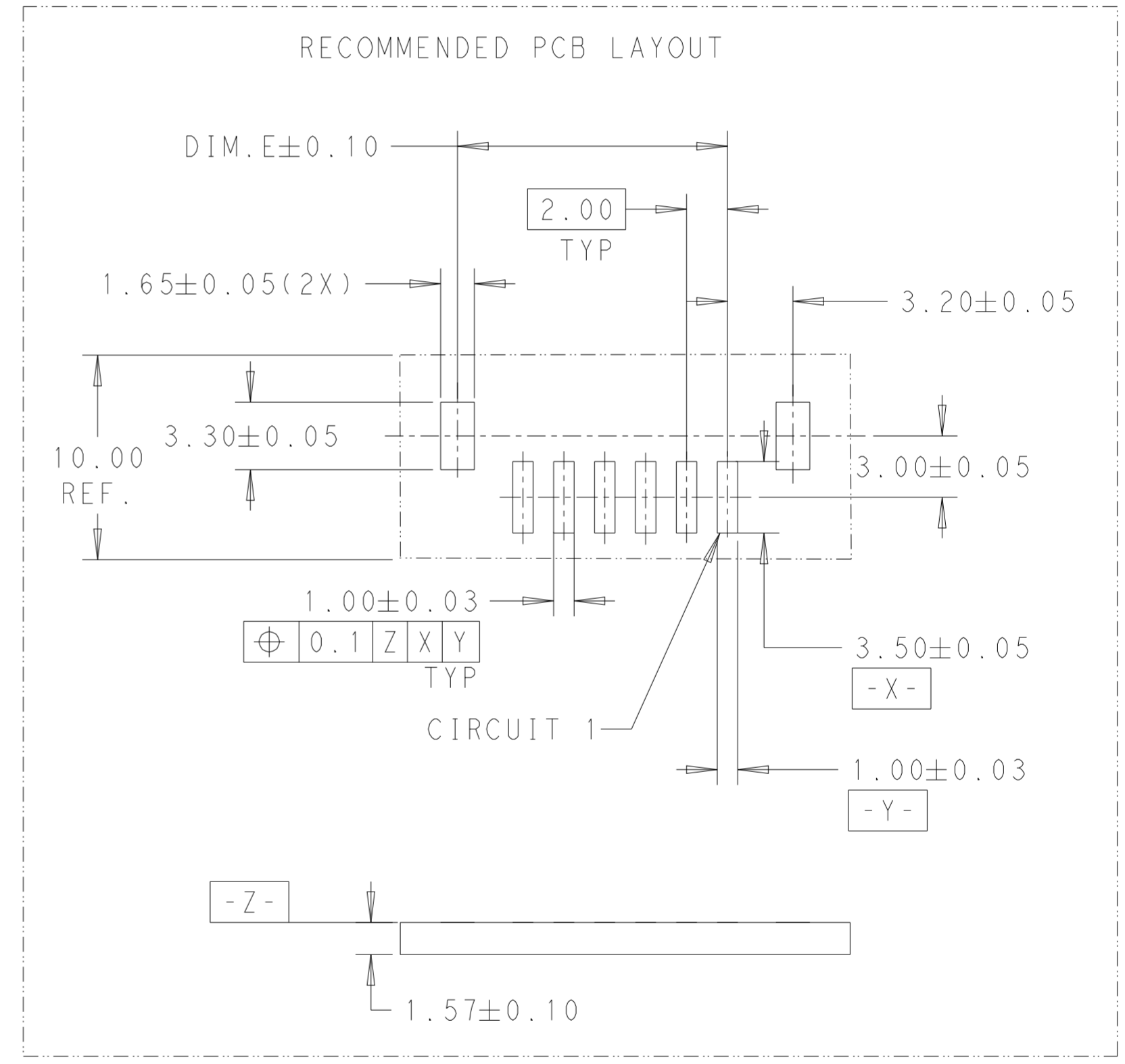
REVISIONS					
P	LTR	DESCRIPTION	DATE	DWN	APVD
A1		REVISED PER ECN-21-100892	03MAR2021	SK	DZ
A2		REVISED PER ECR-22-156244	20OCT2022	SK	DZ
B		REVISED PER ECR-23-185849	13DEC2023	C.X	D.Z



- 1 MATERIAL: CONTACT - BRASS
METAL PEG - BRASS
HOUSING - UL94V-0 RATED HIGH TEMP NYLON;
- 2 PLATING: CONTACT - 2.0um MINIMUM TIN OVER 1.27um MINIMUM NICKEL
LEAD FREE PLATING;
METAL PEG - 2.0um MINIMUM TIN OVER 1.27um MINIMUM NICKEL.
LEAD FREE PLATING.
- 3. PRODUCT COMPLY WITH IEC60335-1 SECTION30(GWT)GLOW WIRE REQUIREMENTS.



KEY A SHOWN FOR 6 POS.

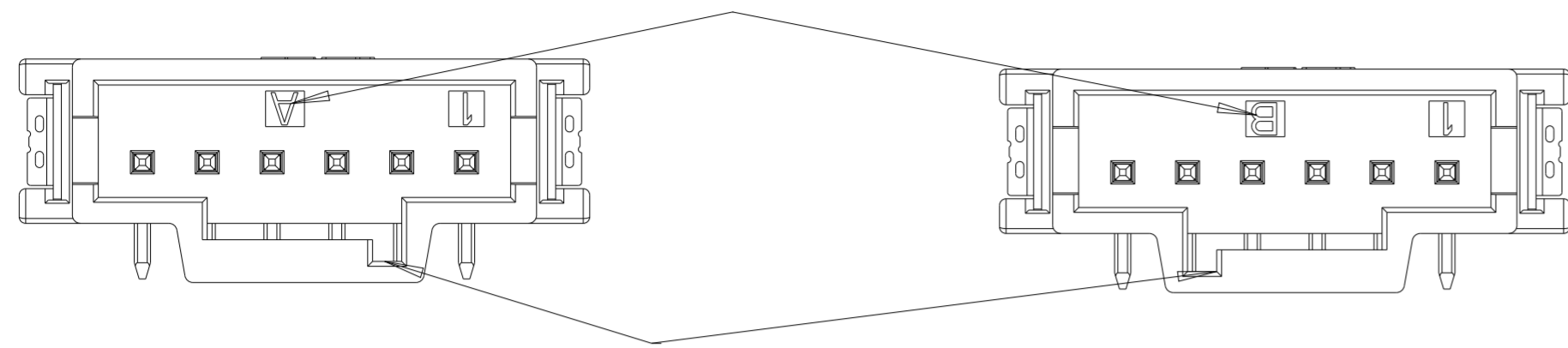


THIS DRAWING IS A CONTROLLED DOCUMENT.		DWN CANDY, X 30AUG2017	STE TE Connectivity	
		CHK DANIEL, Z 4SEP2017		
DIMENSIONS: mm		APVD DANIEL, Z 4SEP2017	NAME HEADER ASSEMBLY, VERTICAL, SG12.0mm SMT TYPE	
TOLERANCES UNLESS OTHERWISE SPECIFIED:		PRODUCT SPEC 108-106266	SIZE CAGE CODE DRAWING NO RESTRICTED TO	
0 PLC ±		APPLICATION SPEC 114-106266	A2 00779 C-2232829	
1 PLC ±		WEIGHT -	SCALE 1:1 SHEET 1 OF 3 REV B	
2 PLC ±0.15		CUSTOMER DRAWING		
3 PLC ±				
4 PLC ±				
ANGLES ±3°				
FINISH				

THIS DRAWING IS UNPUBLISHED. RELEASED FOR PUBLICATION 20
 © COPYRIGHT 20 BY - ALL RIGHTS RESERVED.

REVISIONS					
P	LTR	DESCRIPTION	DATE	DWN	APVD
-		SEE SHEET 1	-		

KEYING ID



KEY A

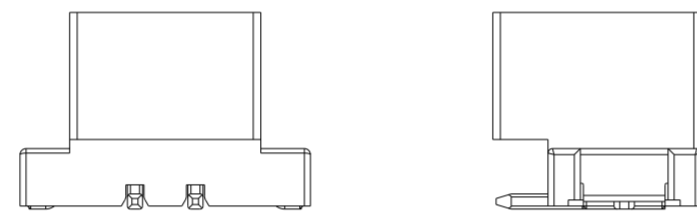
SLOT AREA FOR KEYING

KEY B

MATING PARTS	DIM.E	DIM.D	DIM.C	DIM.B	DIM.A	POS.	KEYING	COLOR	ASSEMBLY PART NO.
2-2232979-0	21.20	21.55	25.60	20.72	22.32	10	A	NATURAL	2-2232829-0
1-2232979-9	19.20	19.55	23.60	18.72	20.32	9			1-2232829-9
1-2232979-8	17.20	17.55	21.60	16.72	18.32	8			1-2232829-8
1-2232979-7	15.20	15.55	19.60	14.72	16.32	7			1-2232829-7
1-2232979-6	13.20	13.55	17.60	12.72	14.32	6			1-2232829-6
1-2232979-5	11.20	11.55	15.60	10.72	12.32	5			1-2232829-5
1-2232979-4	9.20	9.55	13.60	8.72	10.32	4			1-2232829-4
1-2232979-3	7.20	7.55	11.60	6.72	8.32	3			1-2232829-3
1-2232979-2	5.20	5.55	9.60	4.72	6.32	2			1-2232829-2
MATING PARTS	DIM.E	DIM.D	DIM.C	DIM.B	DIM.A	POS.			KEYING

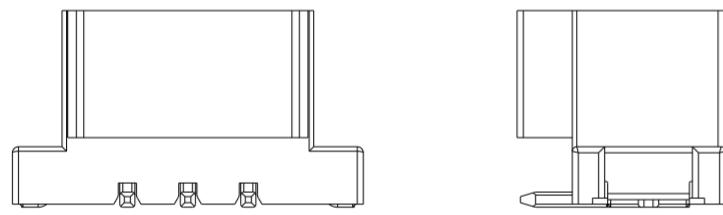
KEY A SHOWN FOR 2 THRU 10 POS.

2POS.

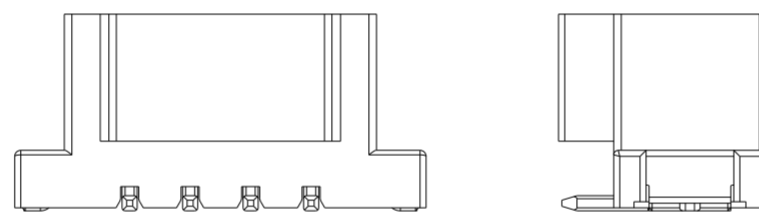


MATING PARTS	DIM.E	DIM.D	DIM.C	DIM.B	DIM.A	POS.	KEYING	COLOR	ASSEMBLY PART NO.
5-2232979-0	21.20	21.55	25.60	20.72	22.32	10	B	BLACK	5-2232829-0
4-2232979-9	19.20	19.55	23.60	18.72	20.32	9			4-2232829-9
4-2232979-8	17.20	17.55	21.60	16.72	18.32	8			4-2232829-8
4-2232979-7	15.20	15.55	19.60	14.72	16.32	7			4-2232829-7
4-2232979-6	13.20	13.55	17.60	12.72	14.32	6			4-2232829-6
4-2232979-5	11.20	11.55	15.60	10.72	12.32	5			4-2232829-5
4-2232979-4	9.20	9.55	13.60	8.72	10.32	4			4-2232829-4
4-2232979-3	7.20	7.55	11.60	6.72	8.32	3			4-2232829-3
4-2232979-2	5.20	5.55	9.60	4.72	6.32	2			4-2232829-2
MATING PARTS	DIM.E	DIM.D	DIM.C	DIM.B	DIM.A	POS.			KEYING

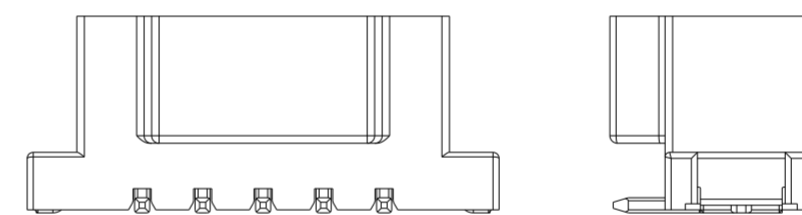
3POS.



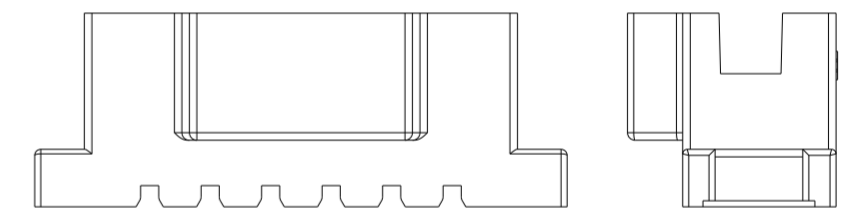
4POS.



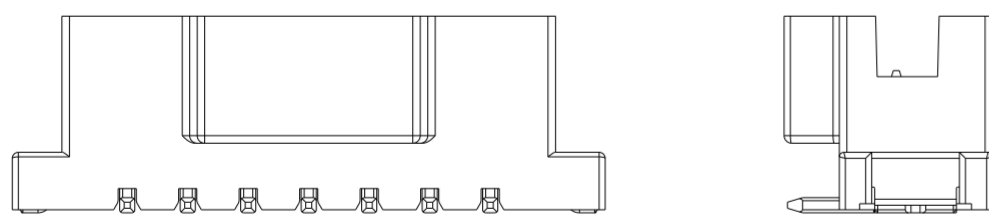
5POS.



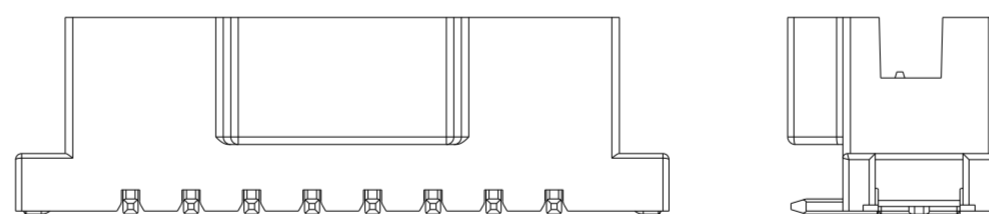
6POS.



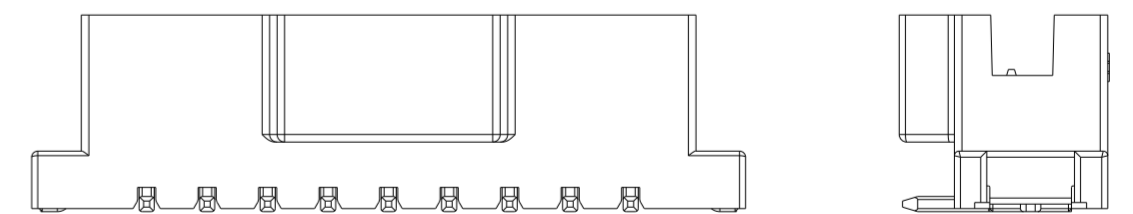
7POS.



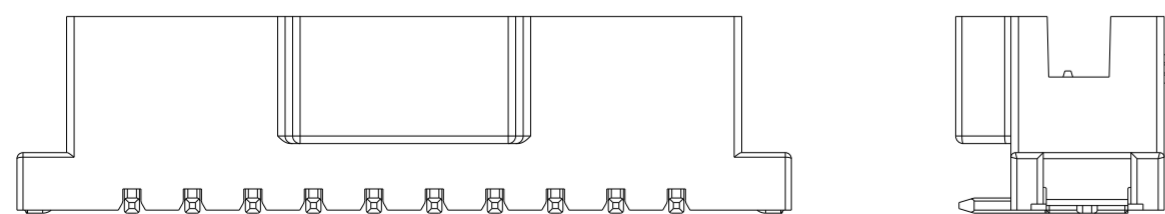
8POS.



9POS.



10POS.



THIS DRAWING IS A CONTROLLED DOCUMENT.		DWN CANDY, X 30AUG2017	TE Connectivity	
DIMENSIONS: mm		CHK DANIEL, Z 4SEP2017		
TOLERANCES UNLESS OTHERWISE SPECIFIED:		APVD DANIEL, Z 4SEP2017	NAME HEADER ASSEMBLY, VERTICAL, SGI 2.0mm SMT TYPE	
0 PLC ± 1 PLC ± 2 PLC ±0.15 3 PLC ± 4 PLC ± ANGLES ±3° FINISH		PRODUCT SPEC 108-106266	SIZE A2	
MATERIAL		APPLICATION SPEC 114-106266	CAGE CODE 00779	DRAWING NO C-2232829
		WEIGHT -	RESTRICTED TO	
		CUSTOMER DRAWING	SCALE 4:1	SHEET 2 OF 3
			REV B	

4

3

2

1

THIS DRAWING IS UNPUBLISHED. RELEASED FOR PUBLICATION 20
 © COPYRIGHT 20 BY - ALL RIGHTS RESERVED.

REVISIONS				
P	LTR	DESCRIPTION	DATE	APVD
-	-	SEE SHEET 1	-	-

← USER DIRECTION OF UNREELING

TAPE REEL ELLIPTICAL HOLE

DIM1 ± 0.3 DIM. 2 ± 0.2

DIM. 3 ± 0.10

SCALE 2:1

12.0 ± 0.10 Ø 1.50^{+0.10}₀ 1.75 ± 0.10 4.00 ± 0.10

Ø 380 Ø 100

WEEDING THE COVER TAPE AROUND THE OUTER PERIPHERY IN A TURN

PEELING ANGLE: 165° ~ 180°

300mm APPROX WITHOUT CHARGE WITH PRODUCT CHARGE 300mm APPROX WITHOUT CHARGE

DIM. 4 ± 0.5

NOTES FOR PACKAGE:

5. UNLESS OTHERWISE SPECIFIED TOLERANCE PER EIA-481.

8 THRU 10 POS.	44.00	40.40	20.20	45.50	900
4 THRU 7 POS.	32.00	28.40	14.20	33.50	900
2 THRU 3 POS.	24.00	N/A	11.50	25.50	900
POS.	DIM. 1	DIM. 2	DIM. 3	DIM. 4	QTY/REEL

THIS DRAWING IS A CONTROLLED DOCUMENT.		DWN	30AUG2017	STE TE Connectivity	
DIMENSIONS: mm		CHK	CANDY, X 4SEP2017	NAME HEADER ASSEMBLY, VERTICAL, SGI 2.0mm SMT TYPE	
TOLERANCES UNLESS OTHERWISE SPECIFIED:		APVD	DANIEL, Z 4SEP2017		
0 PLC ±		PRODUCT SPEC	108-106266	SIZE	CAGE CODE
1 PLC ±		APPLICATION SPEC	114-106266	A2	00779
2 PLC ±0.15		WEIGHT	-	DRAWING NO	C-2232829
3 PLC ±		CUSTOMER DRAWING	SCALE 4:1	SHEET 3 OF 3	REV B
4 PLC ±					
ANGLES ±3°					
FINISH					

1471-9 (3/13)