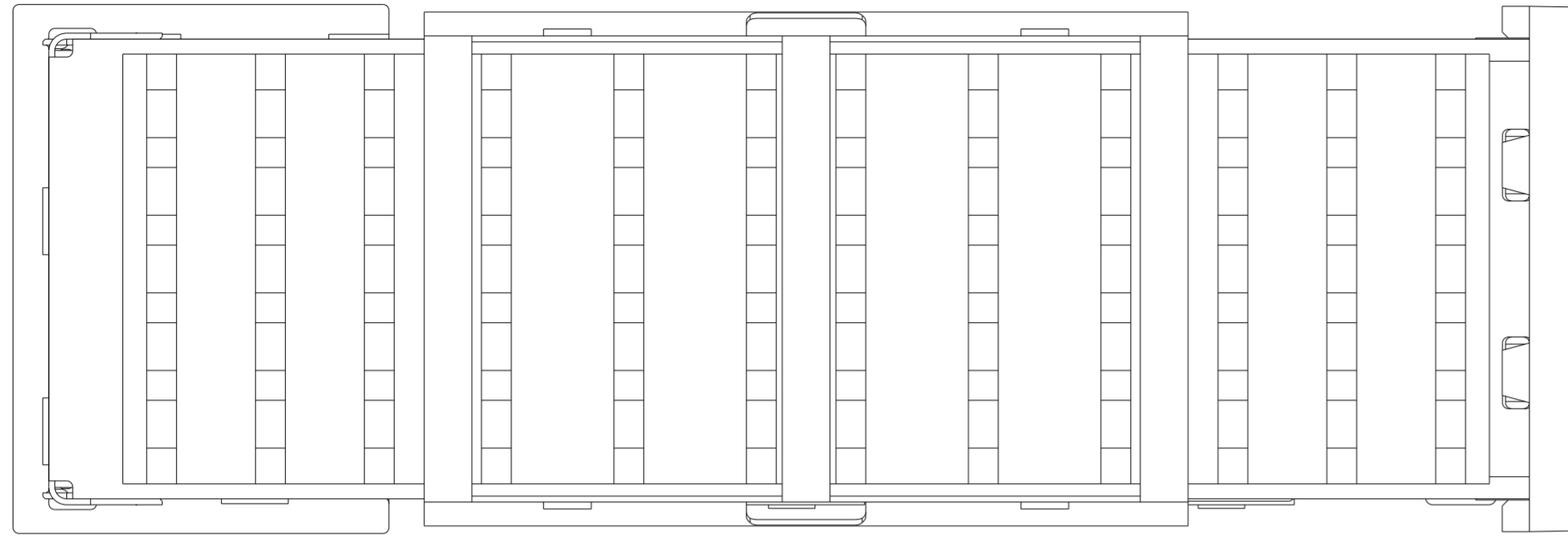
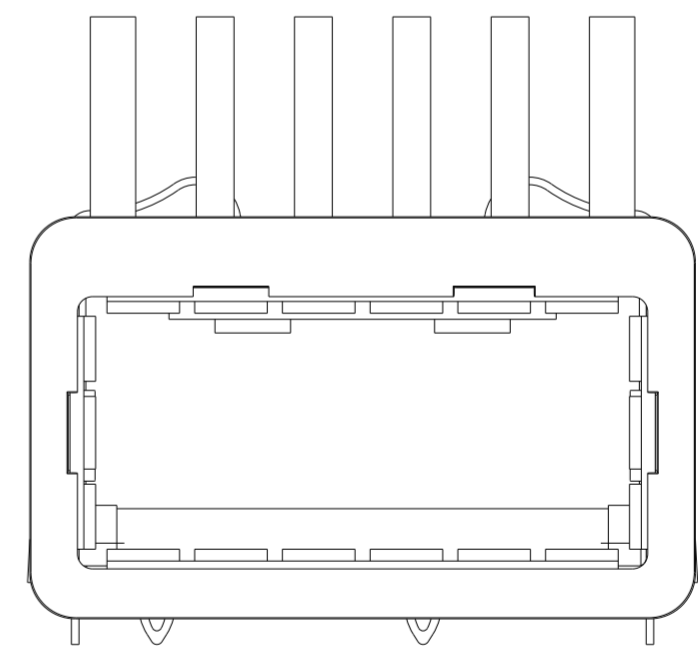
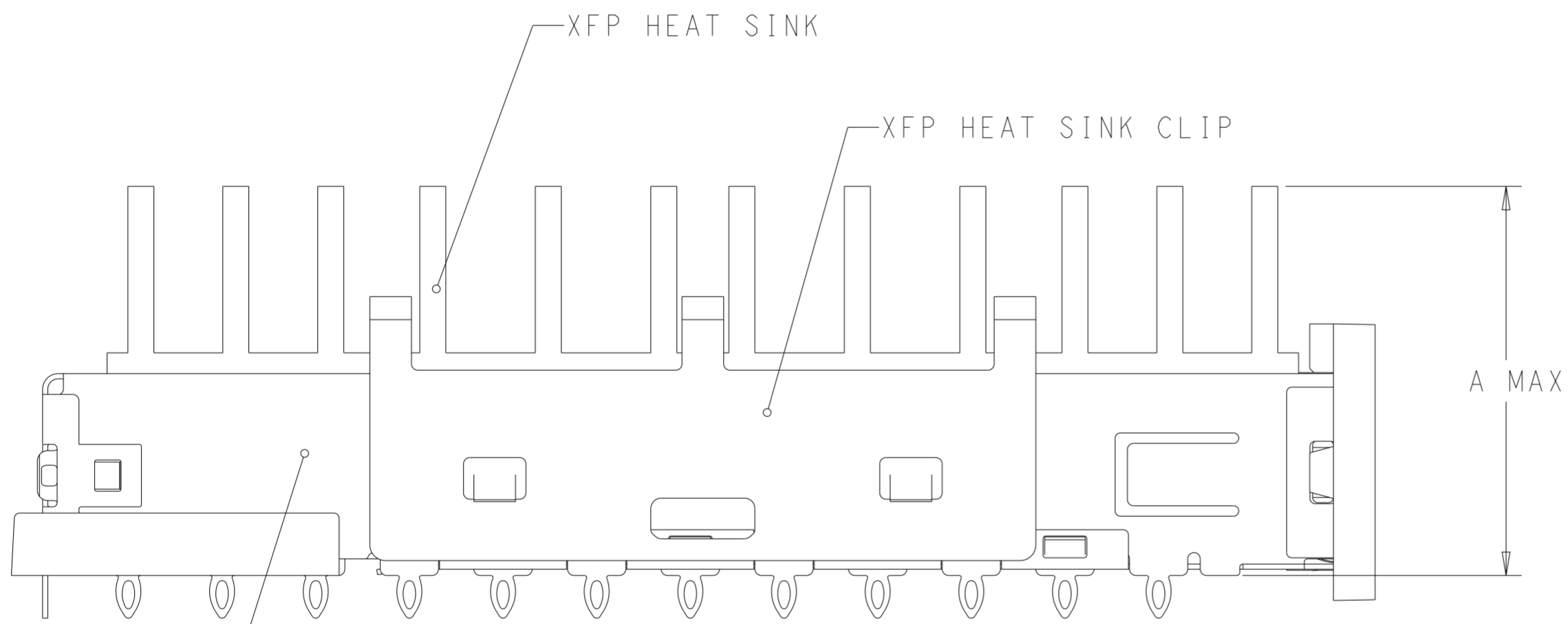


THIS DRAWING IS UNPUBLISHED. RELEASED FOR PUBLICATION 20
 © COPYRIGHT 20 BY TE Connectivity ALL RIGHTS RESERVED.

LOC	DIST	REVISIONS			
P	LTR	DESCRIPTION	DATE	DWN	APVD
	A	Initial Release	29JUL2011	KS	MQ.W
	B	REVISED PER ECN-23-243336	15DEC2023	-	-



- MATES WITH XFP MSA COMPLIANT TRANSCEIVERS.
- SEE COMPONENT DRAWINGS FOR COMPONENT DIMENSIONS AND INFORMATION.



19.3	1963850-2	1489948-2	1489951-3	2170125-1
DIM A	HEAT SINK PART NUMBER	HEAT CLIP PART NUMBER	CAGE PART NUMBER	PART NUMBER
THIS DRAWING IS A CONTROLLED DOCUMENT.		DWN KINSEN SUN 01AUG2011	TE Connectivity XFP KIT ASSEMBLY	
DIMENSIONS: mm		CHK SANDERS YAN 01AUG2011		
TOLERANCES UNLESS OTHERWISE SPECIFIED:		APVD MANQIAN WANG 01AUG2011		
0 PLC ± 1 PLC ±0.1 2 PLC ±0.05 3 PLC ±0.005 4 PLC ±0.0001 ANGLES ± FINISH		PRODUCT SPEC 108-2127 APPLICATION SPEC 114-13096		
MATERIAL		WEIGHT	SIZE A2	CAGE CODE 00779
			DRAWING NO C-2170125	RESTRICTED TO
		CUSTOMER DRAWING	SCALE 4:1	SHEET 1 OF 1 REV B