


THIS DRAWING IS UNPUBLISHED. RELEASED FOR PUBLICATION 20
 © COPYRIGHT 20 BY - ALL RIGHTS RESERVED.

REVISIONS				
P	LTR	DESCRIPTION	DATE	APVD
A		RELEASED ECO-14-003843	31MAR2014	LAW SB
A1		REVISED PER ECN-24-264411	06MAY2024	TR SLB



2149731-1
SCALE 5:1

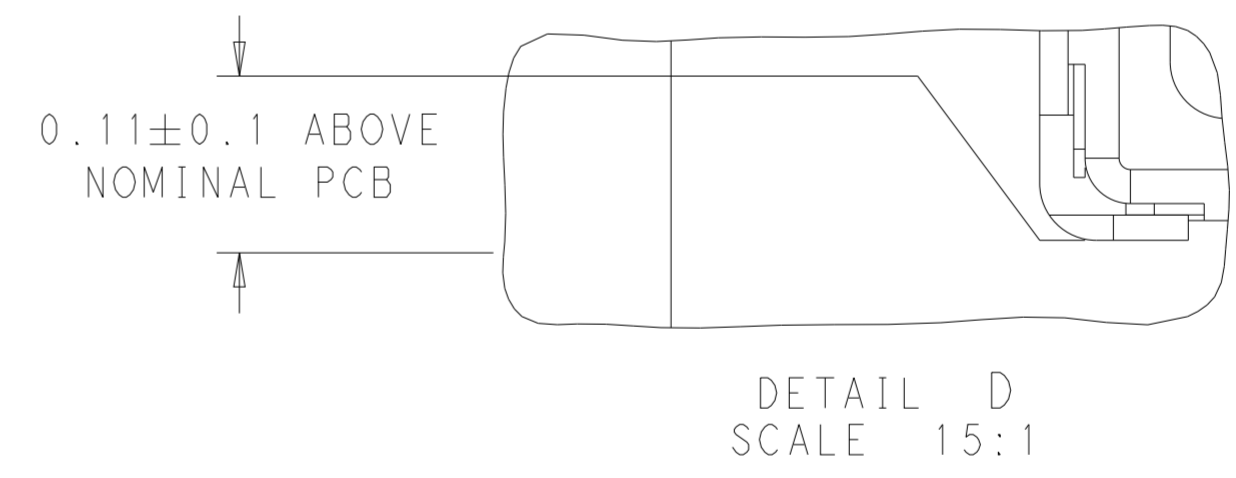
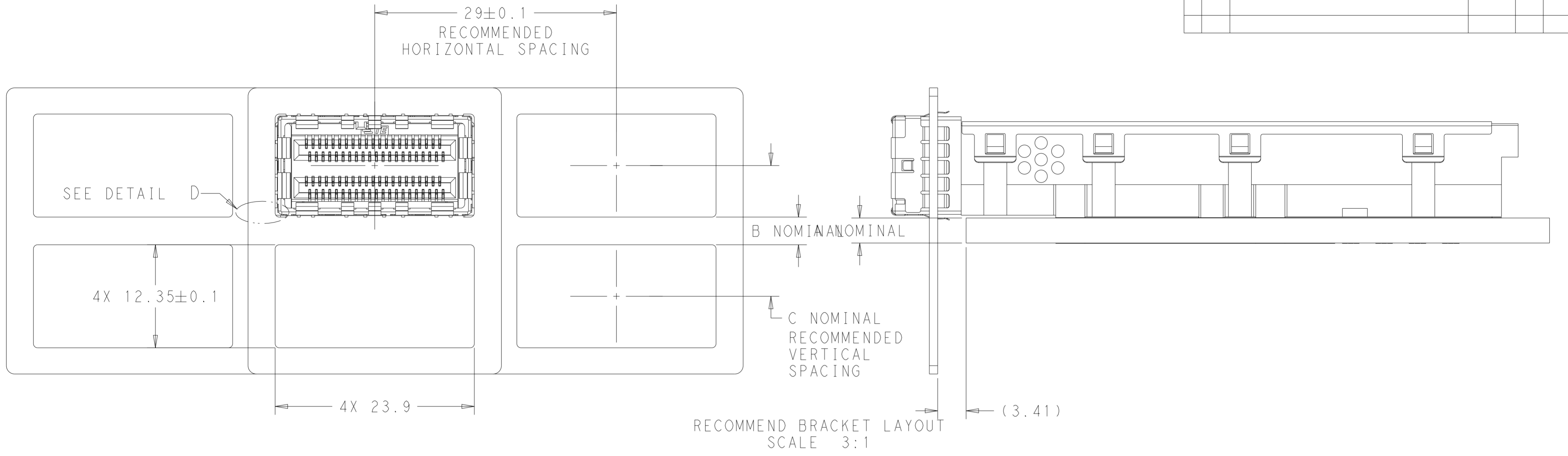
- ① PCB THICKNESS = 1.44 MIN
- ② FOR HOLE SIZE AND FINISHES SEE APPLICATION SPECIFICATION 114-13283
- ③ THE ENTIRE AREA OF THE CONNECTOR FOOTPRINT, INDICATED BY CROSSHATCHING, TO BE CONSIDERED THE KEEPOUT AREA FOR COMPONENTS AND SIGNAL TRACES, TOP SIDE ONLY, TOP SIDE TRACES ALLOWED WITHIN CONNECTOR HOLE PATTERN, CROSSHATCHING TO BE CONDUCTIVE
- 4. MOUNTING HARDWARE REQUIRED:
M2X0.4 (4): MOUNTING SCREW LENGTH = BOARD THICKNESS + 8mm MAX
- ⑤ FEATURES IN PHANTOM LINES ARE RELATED TO USE WITH CONNECTOR, PN 2149699-X AND GANGED SIDE BY SIDE APPLICATION
- ⑥ MATERIALS:
HOUSING - ZINC ALLOY
RECEPTACLE HOUSING - LCP, BLACK, UL 94V-0 RATED
CHICKLET - LCP, BLACK, UL 94V-0 RATED
CONTACT - PHOSPHOR BRONZE
EMI SPRING - COPPER ALLOY
- ⑦ FINISH:
CONTACT - CONFORMS TO THE REQUIREMENTS OF TE PRODUCT SPECIFICATION 108-2426, BASED ON EIA/ECA-364-1000.01A, (CONTROLLED ENVIRONMENT APPLICATIONS) ON MATING INTERFACE, MATTE TIN PLATE OVER NICKEL UNDERPLATE ON COMPLIANT PIN
HOUSING - NICKEL PLATE
- ⑧ NOTE DELETED

OBSOLETE	2149733-2	⑧	84 POSITION RECEPTACLE ASSEMBLY WITH COVER	2149731-2
OBSOLETE	2149733-1	⑦	84 POSITION RECEPTACLE ASSEMBLY WITH COVER	2149731-1
	84 POSITION RECEPTACLE ASSEMBLY	FINISH	DESCRIPTION	PART NUMBER

THIS DRAWING IS A CONTROLLED DOCUMENT. DIMENSIONING AND TOLERANCING PER ASME Y14.5M-2009		DWN M.E. COWHER 22SEP2010	STE TE Connectivity	
DIMENSIONS: mm		CHK M.D. MORRISON 22SEP2010		
TOLERANCES UNLESS OTHERWISE SPECIFIED:		APVD M.D. MORRISON 22SEP2010	NAME RECEPTACLE ASSEMBLY WITH COVER, BELLY-BELLY, EXTENDED, 84 POSITION, CXP	
0 PLC ±0.2 1 PLC ±0.1 2 PLC ±0.05 3 PLC ± 4 PLC ±		PRODUCT SPEC 108-2426	SIZE 114-13283	RESTRICTED TO
ANGLES ±1° FINISH		APPLICATION SPEC	SCALE 1:1	SHEET 1 OF 3
MATERIAL		WEIGHT	CAGE CODE A200779	REV A1
⑥		Customer Drawing		

THIS DRAWING IS UNPUBLISHED. RELEASED FOR PUBLICATION 20
 © COPYRIGHT 20 BY - ALL RIGHTS RESERVED.

REVISIONS				
P	LTR	DESCRIPTION	DATE	APVD
-	-	SEE SHEET 1	-	-

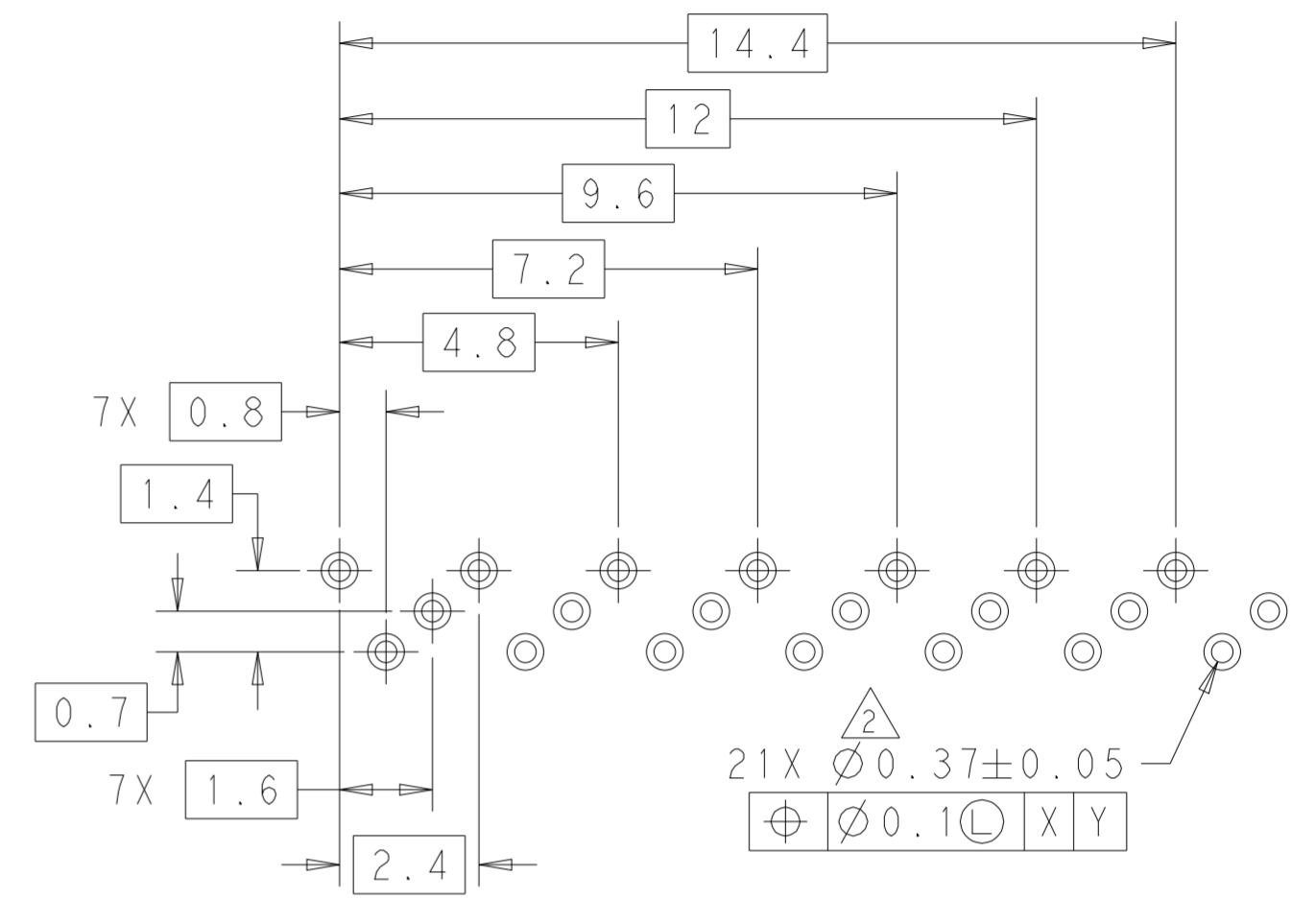
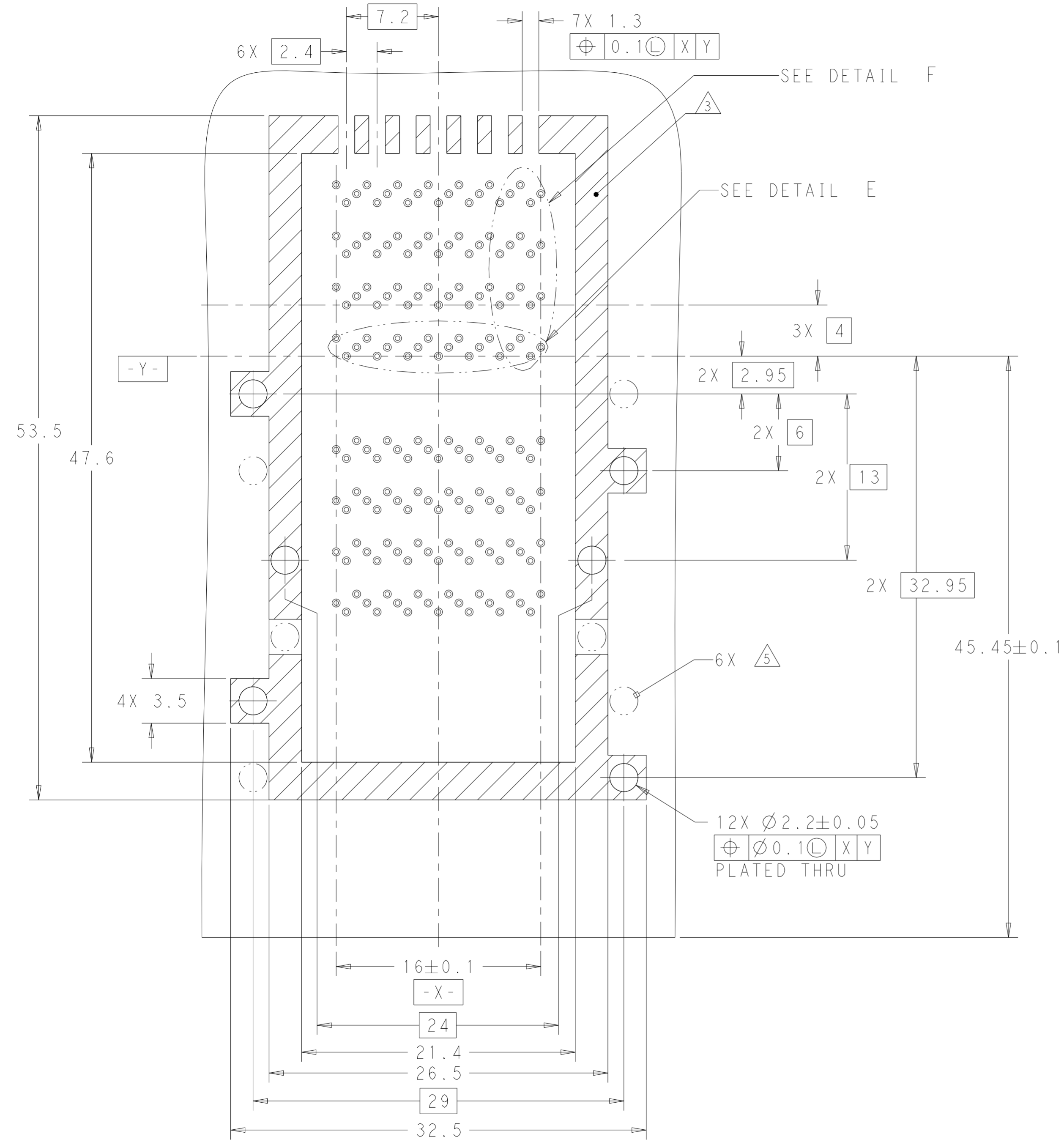


12.57+A	0.22+A	PCB THICKNESS
C	B	A

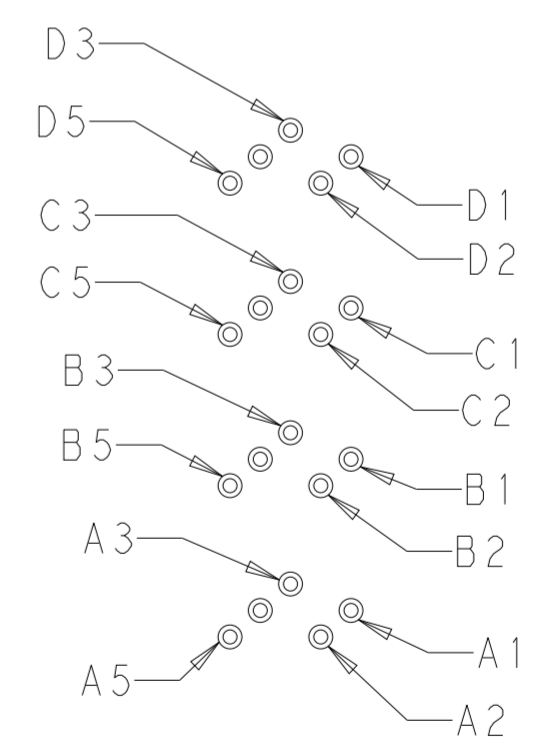
THIS DRAWING IS A CONTROLLED DOCUMENT. DIMENSIONING AND TOLERANCING PER ASME Y14.5M-2009		DWN M.E. COWHER 22SEP2010	TE Connectivity	
DIMENSIONS: mm		CHK M.D. MORRISON 22SEP2010		
TOLERANCES UNLESS OTHERWISE SPECIFIED:		APVD M.D. MORRISON 22SEP2010	NAME RECEPTACLE ASSEMBLY WITH COVER, BELLY-BELLY, EXTENDED, 84 POSITION, CXP	
0 PLC ±0.2	1 PLC ±0.1	PRODUCT SPEC 108-2426	SIZE 114-13283	RESTRICTED TO
2 PLC ±0.05	3 PLC ±	APPLICATION SPEC	SCALE 1:1	SHEET 2 OF 3
4 PLC ±	ANGLES ±1°	WEIGHT -	Customer Drawing	
MATERIAL FINISH		Customer Drawing	DRAWING NO A200779C-2149731	REV A1

THIS DRAWING IS UNPUBLISHED. RELEASED FOR PUBLICATION 20
 © COPYRIGHT 20 BY - ALL RIGHTS RESERVED.

REVISIONS					
P	LTR	DESCRIPTION	DATE	DWN	APVD
-	-	SEE SHEET 1	-	-	-



DETAIL E
 4X INDIVIDUALLY
 SCALE 8:1



DETAIL F
 PIN CALLOUT (TYPICAL)
 SCALE 5:1

RECOMMENDED PCB LAYOUT
 COMPONENT SIDE SHOWN
 SCALE 4:1

THIS DRAWING IS A CONTROLLED DOCUMENT. DIMENSIONING AND TOLERANCING PER ASME Y14.5M-2009		DWN M.E. COWHER 22SEP2010	TE Connectivity		
DIMENSIONS: mm		CHK M.D. MORRISON 22SEP2010			
TOLERANCES UNLESS OTHERWISE SPECIFIED:		APVD M.D. MORRISON 22SEP2010	RECEPTACLE ASSEMBLY WITH COVER, BELLY-BELLY, EXTENDED, 84 POSITION, CXP		RESTRICTED TO
0 PLC ±0.2		PRODUCT SPEC	SIZE		A2
1 PLC ±0.1		108-2426	CAGE CODE		
2 PLC ±0.05		APPLICATION SPEC	DRAWING NO		C-2149731
3 PLC ±		114-13283	SCALE		
4 PLC ±		WEIGHT	SHEET		3 OF 3
ANGLES ±1°		-	REV		
FINISH		Customer Drawing	SCALE 1:1		A1