

REVISIONS					
P	LTR	DESCRIPTION	DATE	DWN	APVD
	AB1	AS PER ECO-21-002744	26FEB2021	RJ	MT

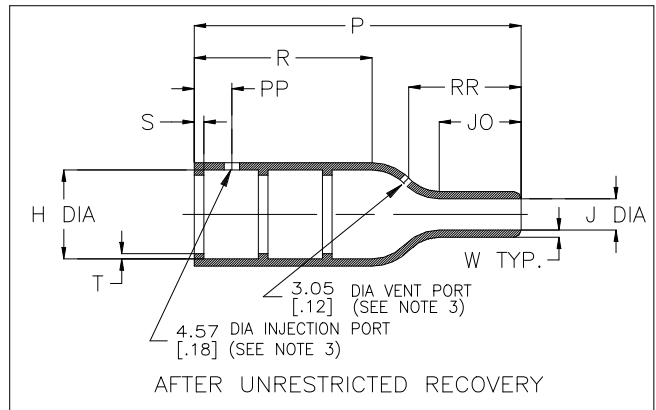
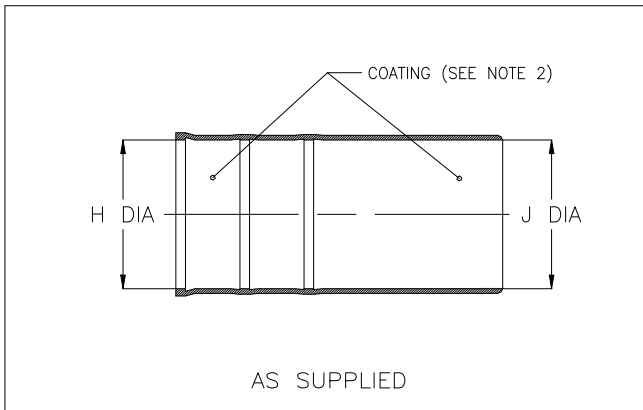


TABLE OF DIMENSIONS

PART NUMBER	H		J			P ±10% b	R Ref b	S Ref b	T Ref b	JO ±10% b	W ±20% b	PP ±10% b	RR ±10% b
	Min a	Max b	Min a	Min a	Max b								
202D121	23.3 [.92]	10.5 [.41]	23.3 [.92]	12.4 [.49]	5.6 [.22]	38.1 [1.50]	21.1 [.83]	3.0 [.12]	1.0 [.04]	10.2 [.40]	1.78 [.07]	15.2 [.60]	N/A
202D132	28.4 [1.12]	14.3 [.56]	28.4 [1.12]	14.7 [0.58]	6.6 [.26]	54.9 [2.16]	27.7 [1.09]	3.0 [.12]	1.0 [.04]	16.5 [.65]	1.78 [.07]	15.2 [.60]	21.6 [.85]
202D142	31.0 [1.22]	17.8 [.70]	31.0 [1.22]	16.0 [0.63]	7.2 [.28]	66.8 [2.63]	35.3 [1.39]	3.0 [.12]	1.0 [.04]	17.8 [.70]	2.03 [.08]	15.2 [.60]	24.5 [.96]
202D153	36.0 [1.42]	22.4 [.88]	36.0 [1.42]	18.5 [0.73]	8.4 [.33]	80.0 [3.15]	41.4 [1.63]	3.0 [.12]	1.0 [.04]	20.8 [.82]	2.03 [.08]	15.2 [.60]	29.7 [1.17]
202D163	42.7 [1.68]	28.2 [1.11]	42.7 [1.68]	22.0 [0.87]	9.9 [.39]	103.6 [4.08]	56.4 [2.22]	3.0 [.12]	1.65 [.065]	24.6 [.97]	2.29 [.09]	15.2 [.60]	36.7 [1.44]
202D174	51.8 [2.04]	35.1 [1.38]	51.8 [2.04]	35.3 [1.39]	15.8 [.62]	130.3 [5.13]	64.5 [2.54]	3.0 [.12]	1.65 [.065]	39.6 [1.56]	3.30 [.13]	15.2 [.60]	53.8 [2.12]
202D185	66.0 [2.60]	44.5 [1.75]	66.0 [2.60]	45.7 [1.80]	20.4 [.80]	165.1 [6.50]	84.1 [3.31]	3.0 [.12]	2.0 [.08]	48.3 [1.90]	4.06 [.16]	15.2 [.60]	65.6 [2.59]
202D196	81.7 [3.22]	57.6 [2.27]	81.7 [3.22]	57.1 [2.25]	25.4 [1.00]	177.8 [7.00]	95.3 [3.75]	3.0 [.12]	2.0 [.08]	47.8 [1.88]	4.06 [.16]	15.2 [.60]	67.1 [2.64]

© 2018 TE Connectivity. All Rights Reserved.

DIMENSIONS:
mm [INCHES]

DWN PRAVEEN N T 18JAN2019

MATERIAL SEE SHEET 2

FINISH -

TOLERANCES UNLESS OTHERWISE SPECIFIED:

CHK N NAGAR 18JAN2019

APVD M TAYLOR 18JAN2019



TE Connectivity Ltd.

- 0 PLC ± -
- 1 PLC ± -
- 2 PLC ± -
- 3 PLC ± -
- 4 PLC ± -
- ANGLES ± -

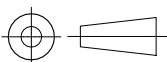
PRODUCT SPEC

NAME STRAIGHT BOOT, WITH LIPS

APPLICATION SPEC

SIZE A4 CAGE CODE 00779 DRAWING NO C-202D121-XX-0THRU196-XX-0 RESTRICTED TO -

WEIGHT -



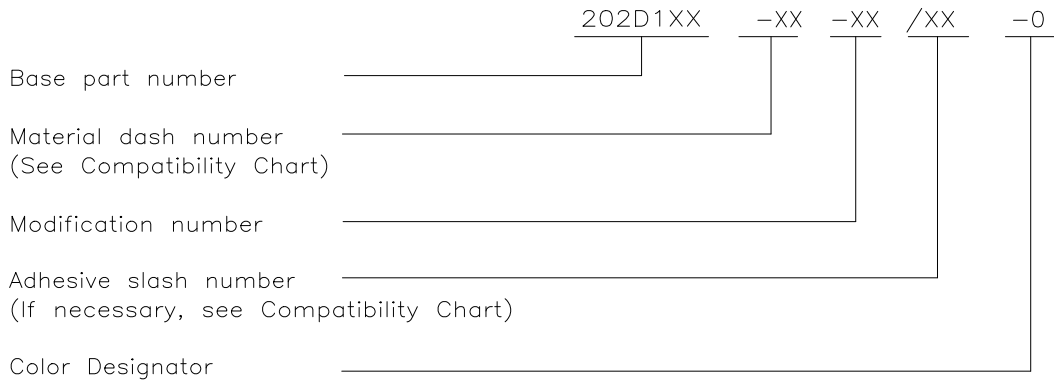
CUSTOMER DRAWING

SCALE DNS SHEET 1 OF 2 REV AB1

REVISIONS					
P	LTR	DESCRIPTION	DATE	DWN	APVD
	-	SEE SHEET 1	-	-	-

COMPATIBILITY CHART				
MATERIAL DASH NO.	MATERIAL DESCRIPTION	SPEC REFERENCE	COATING SLASH NO.	COATING S NO.
-3	Polyolefin, semi-rigid	RT-301	/42;/86;/180	S1017;S1048;S1030
-4	Polyolefin, flexible	RT-1304	/42;/86;/180	S1017;S1048;S1030
-12	Fluoroelastomer, flexible	RT-1312	N/A	N/A
-25	Elastomer, fluid-resistant	RW-2070	/42;/86;/225	S1017;S1048;S1206
-100	Polyolefin, semi-flexible Zerohal	RW-2082	/86;/180	S1048;S1030

ORDERING INFORMATION



NOTES:

- Dimensions appearing in table are as follows:
 a - As supplied
 b - After unrestricted recovery
- Coating is optional. As supplied dimensions appearing in table are for uncoated parts. When coating is added, entry diameter will reduce by 1.5mm[.06] Max.
- Injection and vent ports are optional. When -00 modification no. is specified parts shall have injection and vent ports as shown, and shall be supplied with plug 002A011 and riser 204A711. Note that size 202D121 does not have vent port.
- On sizes 202D121 thru 202D153 parts only have 2 lips.
- /225 adhesive coating is not applicable to size 202D196.

© 2018 TE Connectivity. All Rights Reserved.



DIMENSIONS: mm [INCHES]	DWN PRAVEEN N T 18JAN2019	MATERIAL -	FINISH -
	CHK N NAGAR 18JAN2019	TE Connectivity Ltd.	
TOLERANCES UNLESS OTHERWISE SPECIFIED:	APVD M TAYLOR 18JAN2019		
0 PLC ± -	PRODUCT SPEC -	SIZE A4	CAGE CODE 00779
1 PLC ± -	APPLICATION SPEC -	DRAWING NO C-202D121-XX-0THRU196-XX-0	RESTRICTED TO -
2 PLC ± -		WEIGHT	SCALE DNS
3 PLC ± -	CUSTOMER DRAWING		REV AB1
4 PLC ± -			
ANGLES ± -			

