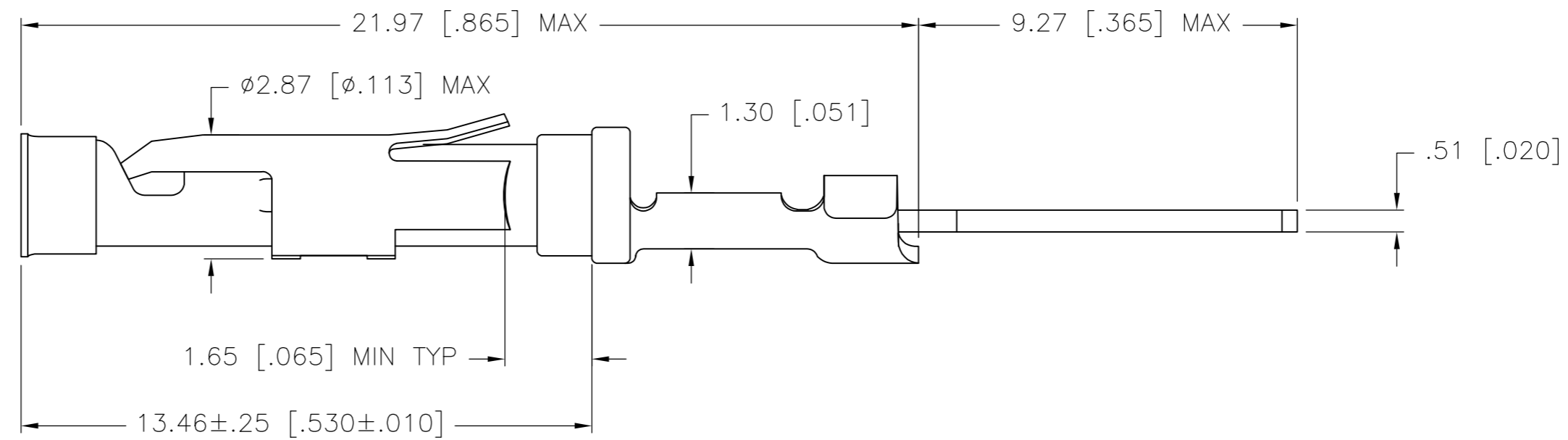
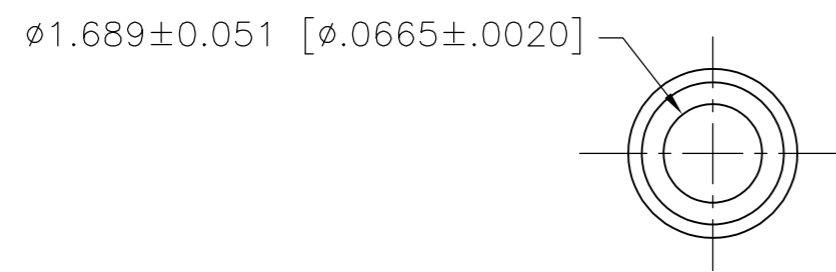
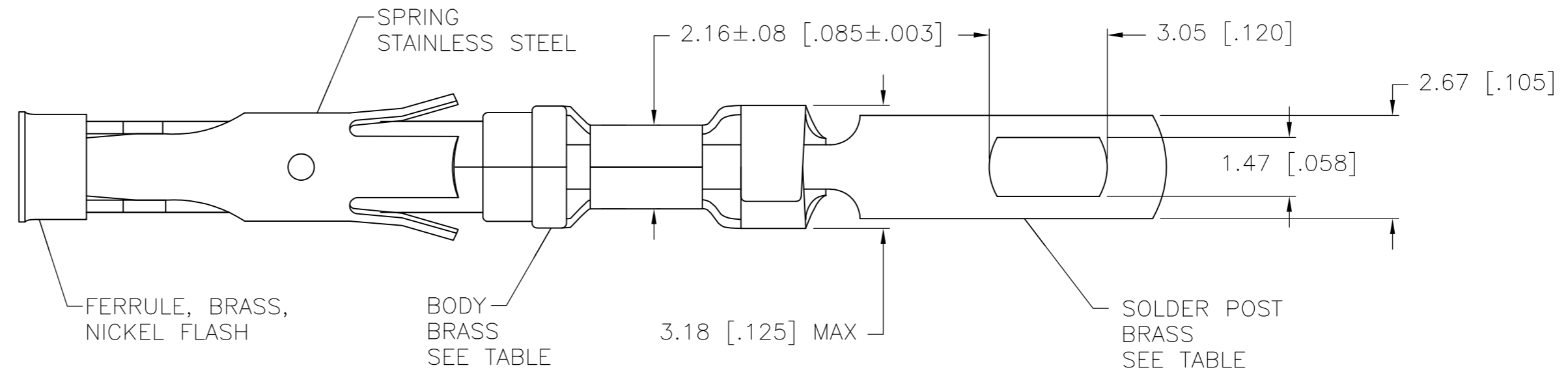


THIS DRAWING IS UNPUBLISHED. RELEASED FOR PUBLICATION  
 © COPYRIGHT - By - ALL RIGHTS RESERVED.

REVISIONS				
P	LTR	DESCRIPTION	DATE	APVD
T2		REVISED PER ECO-16-004223	21JUL2016	NK MZ



- 1 0.76  $\mu\text{m}$  [.000030] MIN GOLD PER MIL-G-45204 ON MATING END FOR A LENGTH OF 5.08 [.200] MIN WITH A UNIFORM GRADIENT TO 0.25  $\mu\text{m}$  [.000010] MIN GOLD PER MIL-G-45204 ON THE REMAINDER OVER 0.76  $\mu\text{m}$  [.000030] MIN NICKEL PER QQ-N-290.
- 2 1.27  $\mu\text{m}$  [.000050] MIN TIN-LEAD PER MIL-T-10727 OVER 0.76  $\mu\text{m}$  [.000030] MIN NICKEL PER QQ-N-290.
- 3 2.54  $\mu\text{m}$  [.000100] MIN TIN-LEAD PER MIL-T-10727 OVER 1.27  $\mu\text{m}$  [.000050] MIN NICKEL PER QQ-N-290.
- 4 2.54  $\mu\text{m}$  [.000100] MIN TIN PER MIL-T-10727 OVER 1.27  $\mu\text{m}$  [.000050] MIN NICKEL PER QQ-N-290.
- 5 1.27  $\mu\text{m}$  [.000050] MIN TIN PER MIL-T-10727 OVER 0.76  $\mu\text{m}$  [.000030] MIN NICKEL PER QQ-N-290.

	SMALL PACK	4	1	202237-8
	STANDARD	4	1	202237-7
OBSOLETE	SMALL PACK	4	5	202237-6
	STANDARD	4	5	202237-5
	SMALL PACK	3	2	202237-4
	SMALL PACK	3	1	202237-3
	STANDARD	3	2	202237-2
	STANDARD	3	1	202237-1
	PACKAGING TYPE	SOLDER POST FINISH	BODY FINISH	PART NO

THIS DRAWING IS A CONTROLLED DOCUMENT.

DWN	R. SHIREY	31JUL91
CHK	R. STONE	20SEP91
APVD	J. WESTMAN	20SEP91
PRODUCT SPEC		
APPLICATION SPEC		
WEIGHT		
CUSTOMER DRAWING		

TE Connectivity

SOCKET ASSEMBLY, SOLDER POST, TYPE III+

SIZE	A2	CAGE CODE	00779	DRAWING NO	C=202237	RESTRICTED TO	-
SCALE	8:1	SHEET	1 of 1	REV	T2		