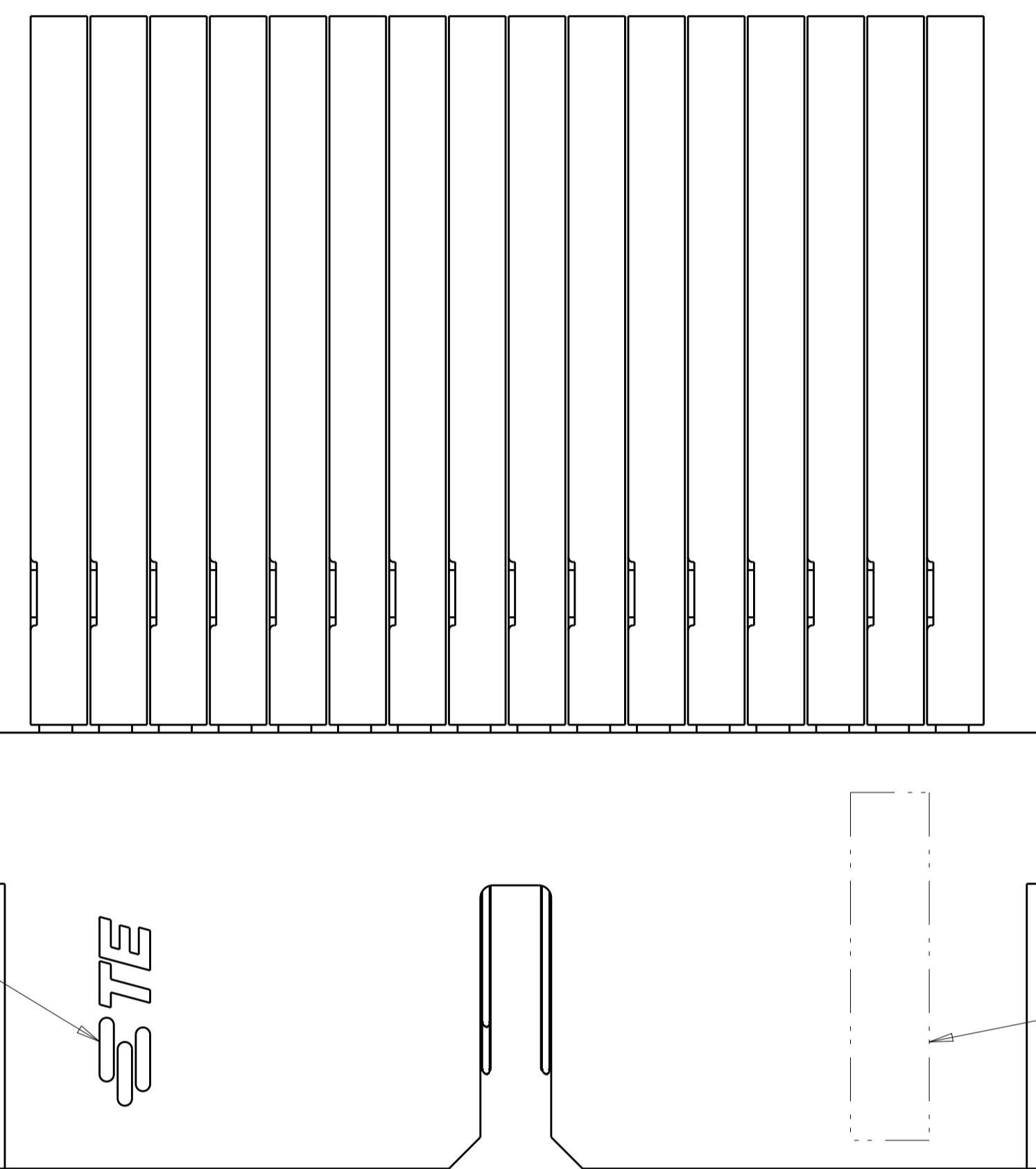
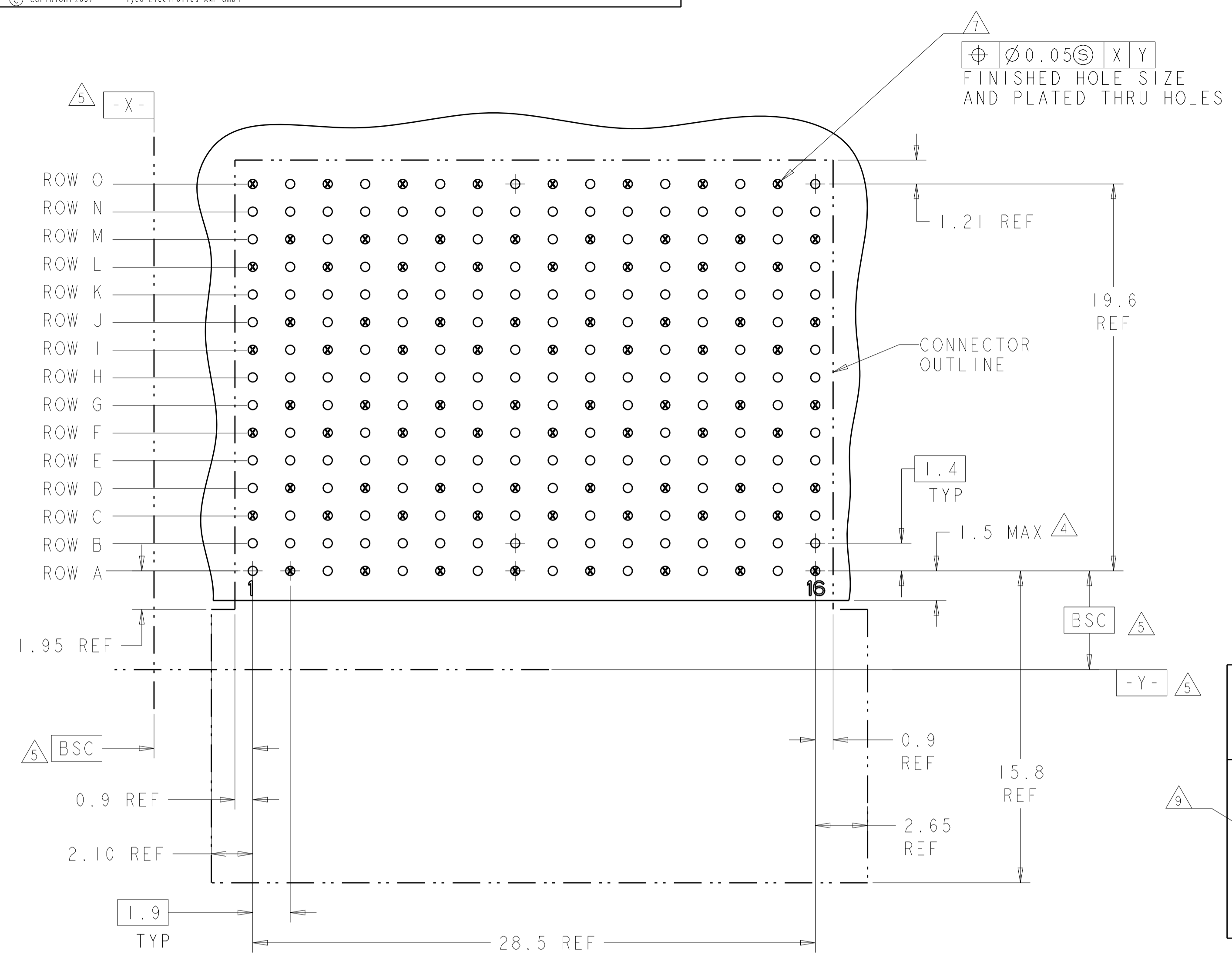
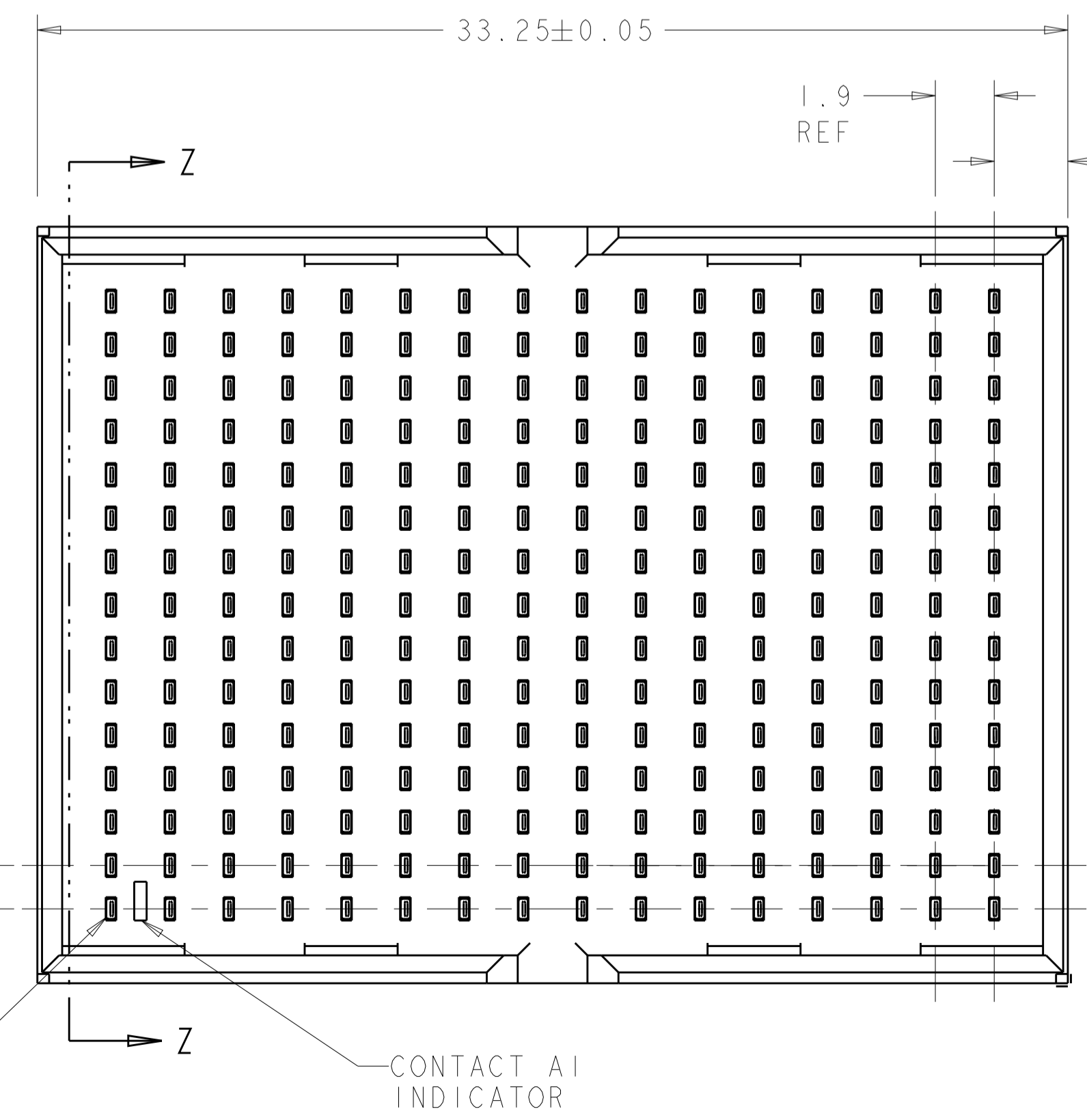
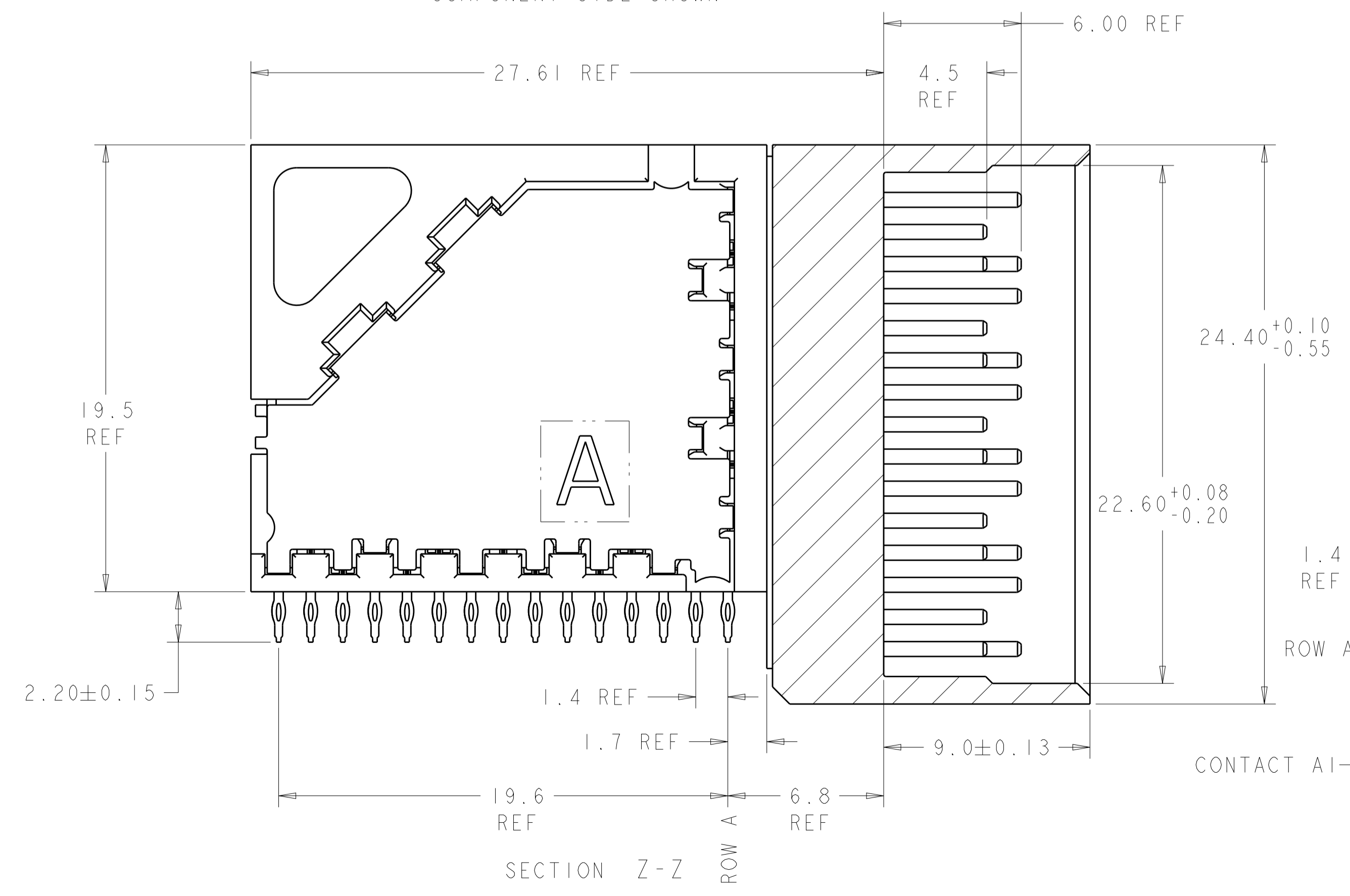


LOC	DIST	REVISIONS			
P	LTN	DESCRIPTION	DATE	DWN	APVD
C		REVISED PER ECO-13-002771	25FEB2013	KH	RP
D		REVISED PER ECO-19-009248	08JUL2019	AP	SY



- △ MATERIAL:  
CONTACT AND SHIELD: PHOS BRONZE  
HOUSING AND CHICKLET: LCP, UL 94V-0, COLOR: BLACK
- △ FINISH:  
CONTACT AREA FINISH CONFORMS TO THE REQUIREMENTS OF TE PRODUCT SPECIFICATION 108-2303; BASED ON TELCORDIA GR-1217-CORE FOR SYSTEM QUALITY LEVEL III, APPLICATIONS IN CONTROLLED ENVIRONMENTS (CENTRAL OFFICE).  
COMPLIANT PIN AREA- 0.5µm MIN MATTE TIN OVER 1.27µm MIN NICKEL.  
SHIELD 1.27µm MIN NICKEL.
- △ CONNECTOR MARKED WITH PART NUMBER, DATE CODE, AND STANDARD IN APPROXIMATE AREA SHOWN.
- △ DIMENSION APPLIES TO CENTERLINE OF THRU HOLE.
- △ DATUMS AND BASIC DIMENSIONS ESTABLISHED BY CUSTOMER.
- 6. CONTACT AREA LUBRICATED WITH BELLCORE APPROVED LUBRICANT. TECHNICAL REFERENCE: GR-1217-CORE, ISSUE 1, NOVEMBER 1995.
- △ REFERENCE APPLICATION SPEC 114-13202 FOR RECOMMENDED PLATED THRU HOLE DIAMETER AND PLATING THICKNESS.
- △ ALL GROUNDS IN ODD NUMBERED COLUMNS ARE COMMONED. ALL GROUNDS IN EVEN NUMBERED COLUMNS, EXCEPT FOR ROW A ARE COMMONED.
- △ SHOWN LOGO OR OTHER TE OWNED LOGOS IN APPROXIMATE AREA.

○= SIGNAL  
 ⊗= GROUND  
 RECOMMENDED PC BOARD LAYOUT  
 COMPONENT SIDE SHOWN



1934348-1  
 PART NUMBER

THIS DRAWING IS A CONTROLLED DOCUMENT.		DWN: S. J. MAGARO 16AUG2007	TE Connectivity
DIMENSIONS: mm		CHK: W. DAVIS 16AUG2007	
TOLERANCES UNLESS OTHERWISE SPECIFIED:		APVD: B. PATTERSON 12OCT2007	NAME: RIGHT ANGLE HEADER ASSEMBLY, DOUBLE WALL, 5 PAIR, 16 COLUMN, Z-PACK TinMan
0 PLC ± 1 PLC ± 2 PLC ± 3 PLC ± 4 PLC ± ANGLES ±		PRODUCT SPEC	
MATERIAL: △		APPLICATION SPEC	RESTRICTED TO
FINISH: △		WEIGHT	SIZE: A1
CUSTOMER DRAWING		SCALE: 6:1	SHEET: 1 OF 1