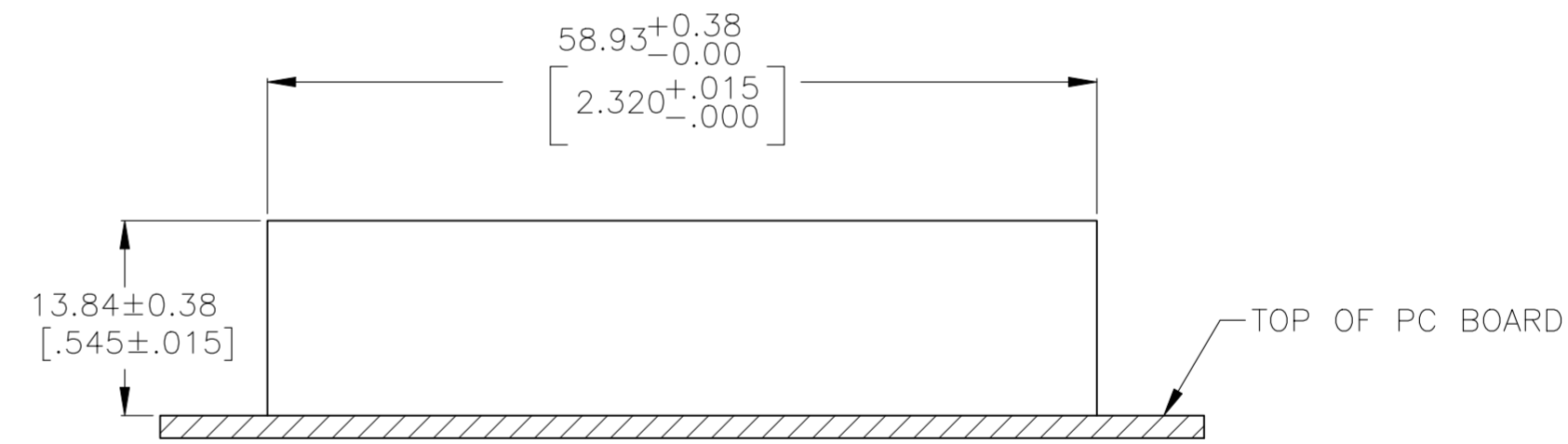
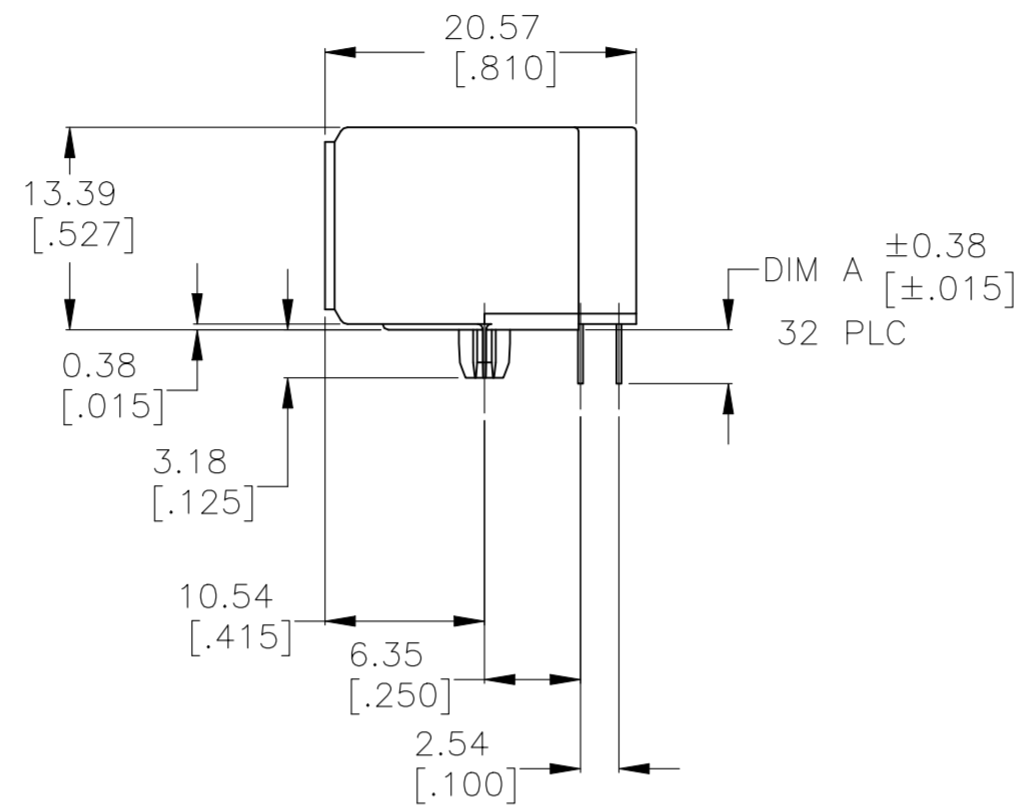
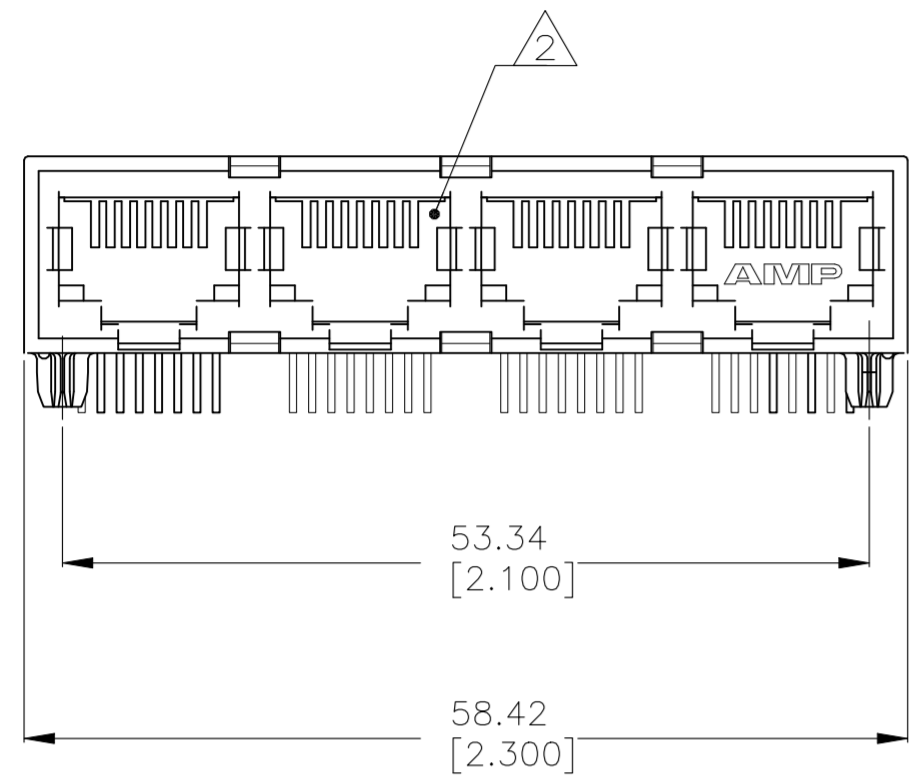


REVISIONS					
P	LTR	DESCRIPTION	DATE	DWN	APVD
A1		ECR-19-014657	13DEC2020	RR	SZ

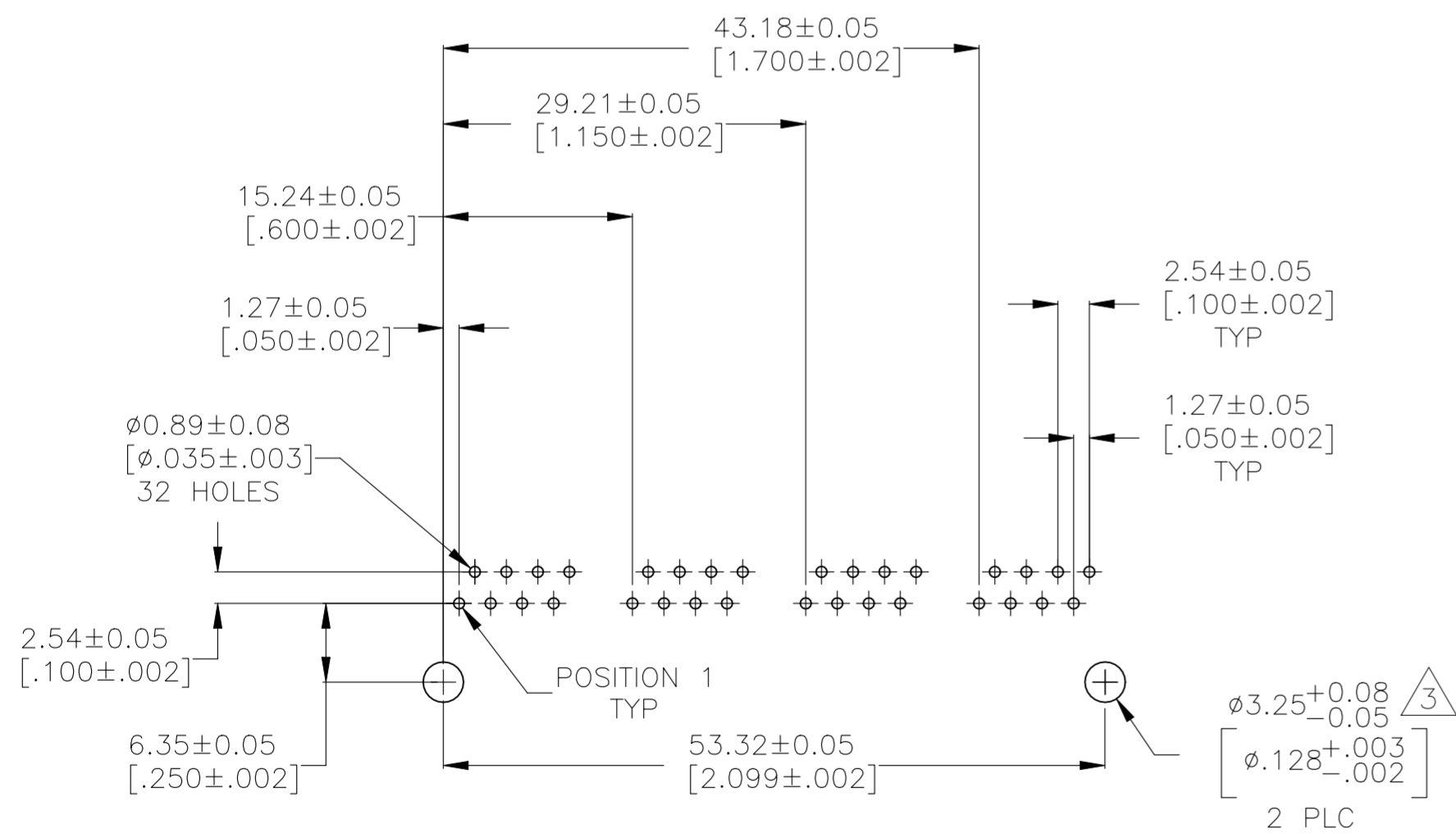
1. MATERIAL: HOUSING – HIGH TEMPERATURE NYLON, COLOR: BLACK, UL 94V-0
 OVERMOLDED TERMINAL ARRAY – PBT, BROWN
 TERMINALS – 0.33[.013] THICK PHOS BRONZE PLATED WITH 1.27µm[.000050] MINIMUM THICK HARD GOLD IN LOCALIZED AREA AND 3.81µm [.000150] MINIMUM THICK MATTE TIN IN SOLDER AREA OVER 1.27µm[.000050] MINIMUM THICK NICKEL UNDERPLATE.

2 JACK CAVITY CONFORMS TO FCC RULES AND REGULATIONS, PART 68 SUBPART F.

3 USE #30 DRILL BIT OR 3.25mm DRILL BIT WHEN PRODUCING THESE PCB HOLES.



SUGGESTED PANEL CUTOUT



SUGGESTED PC BOARD LAYOUT
 COMPONENT SIDE
 SEE APPLICATION SPECIFICATION

3.05[.120]	1932095-2
3.56[.140]	1932095-1
DIM A	PART NUMBER

THIS DRAWING IS A CONTROLLED DOCUMENT.		DWN D.ZHU 14MARCH08	TE Connectivity	
DIMENSIONS: mm [INCHES]		CHK C.WANG 14MARCH08	NAME	
TOLERANCES UNLESS OTHERWISE SPECIFIED:		APVD S.YAO 14MARCH08	PRODUCT SPEC	
0 PLC ± -		108-1163-2		
1 PLC ± -		APPLICATION SPEC		
2 PLC ± 0.25[.010]		114-2048		
3 PLC ± -		SIZE	CAGE CODE	DRAWING NO
4 PLC ± -		A2	00779	C=1932095
ANGLES ± -		WEIGHT	RESTRICTED TO	
FINISH		0.000000	-	
SEE NOTE 1		CUSTOMER DRAWING		
SEE NOTE 1		SCALE	SHEET	REV
		2:1	1 OF 1	A1