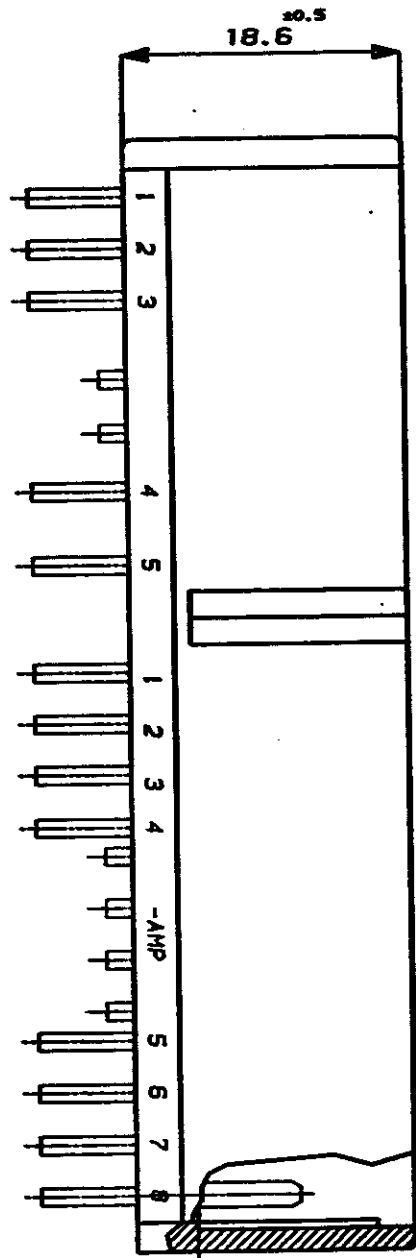


NUMBER C-179098

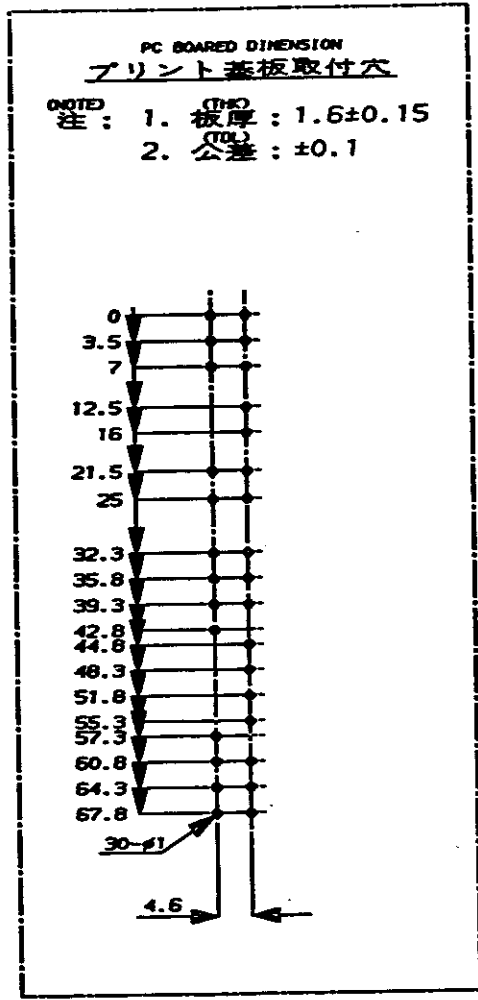
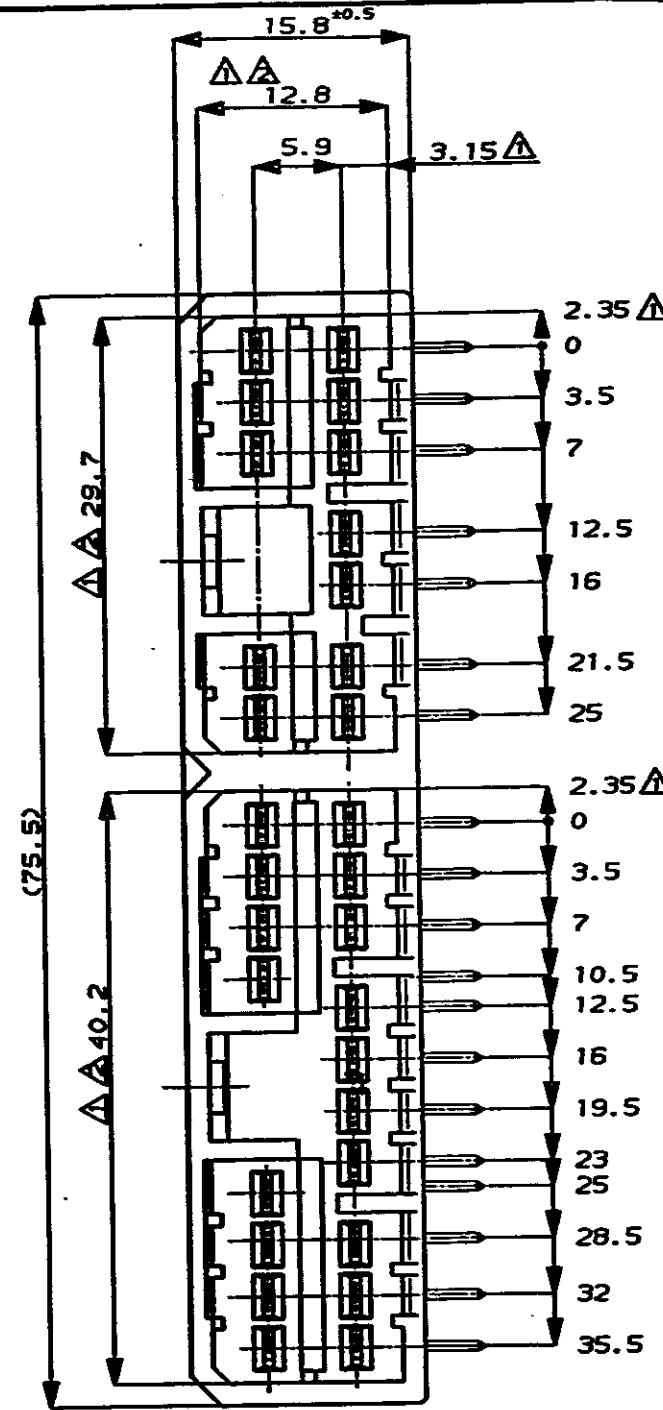
3-D ANGLE PROJECTION

METRIC

DIMENSIONS IN MILLIMETERS. DO NOT SCALE PRINT

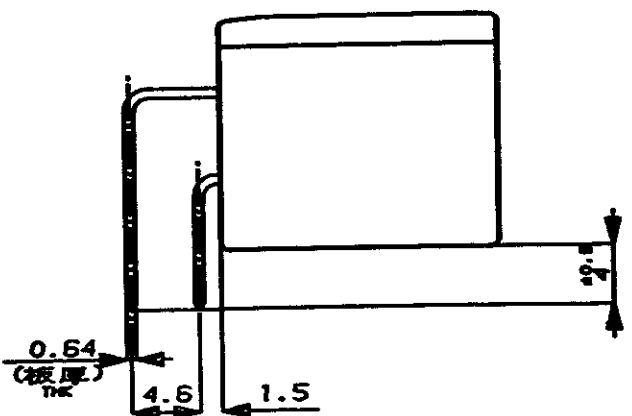



-A-



注: Δ E面より2mmの範囲で測定
 Δ 相手ハウジングと所定の機能を満足して嵌合できること
 3 プリント基板への取付は、JIS B1115又は1122,M3X6ナベ(2種又は4種)のタッピンネジで締付けた後ハンダ付する(締付トルク: 4kg-cm以下)
 Δ 回路番号: 下図参照のこと

NOTES: Δ TO BE MEASURED BETWEEN E AND 2
 Δ TO BE MATE WITH PLUG HSG SMOOTHLY
 3 TO BE USE M3 TAPPING SCREW JIS B1115 OR 1122 (TYPE 2 OR 4) BEFORE SOLDER
 Δ CIRCUIT NUMBER



1 ~ 30 POS. (全種)	白 (WHITE)	30Pos. HORIZONTAL TYPE CAP HSG 30極 水平型キャップハウジング	179098-1
PRE-TINNED 錫めつき	HOUSING COLOR ハウジング色	名称 (NAME)	型番 (P/N)
回路番号 CIRCUIT NUMBER Δ			

Copyright © 1993 AMP (Japan) LTD. ALL RIGHTS RESERVED.				AMP AMP (JAPAN), LTD. Tokyo, Japan				
WIRE RANGE mm ² (AWG)		INSULATION DIA mm		NAME .070 SERIES MULTI-LOCK I/O CONN. 30POS. (H) CAP HSG				
MATERIAL BRASS		FINISH TIN 錫メッキ		GENERAL TOLERANCE		SIZE A3	LOC J	NUMBER C-179098
DR. Y. Tomita 25-MAY-93		DE. Y. Tomita 25-MAY-93		0$C$$C$ 10 : \pm 0.2 10$C$$C$ 30 : \pm 0.25 30$C$$C$ 100 : \pm 0.3 ANGLES : \pm 3°		SCALE 2-1	REV. 0	SHEET - OF -
LTR	REVISION RECORD	DR	CHK	DATE	CHK. S. MAKASE 25-MAY-93	APP. S. MAKASE 25-MAY-93		

CUSTOMER DRAWING