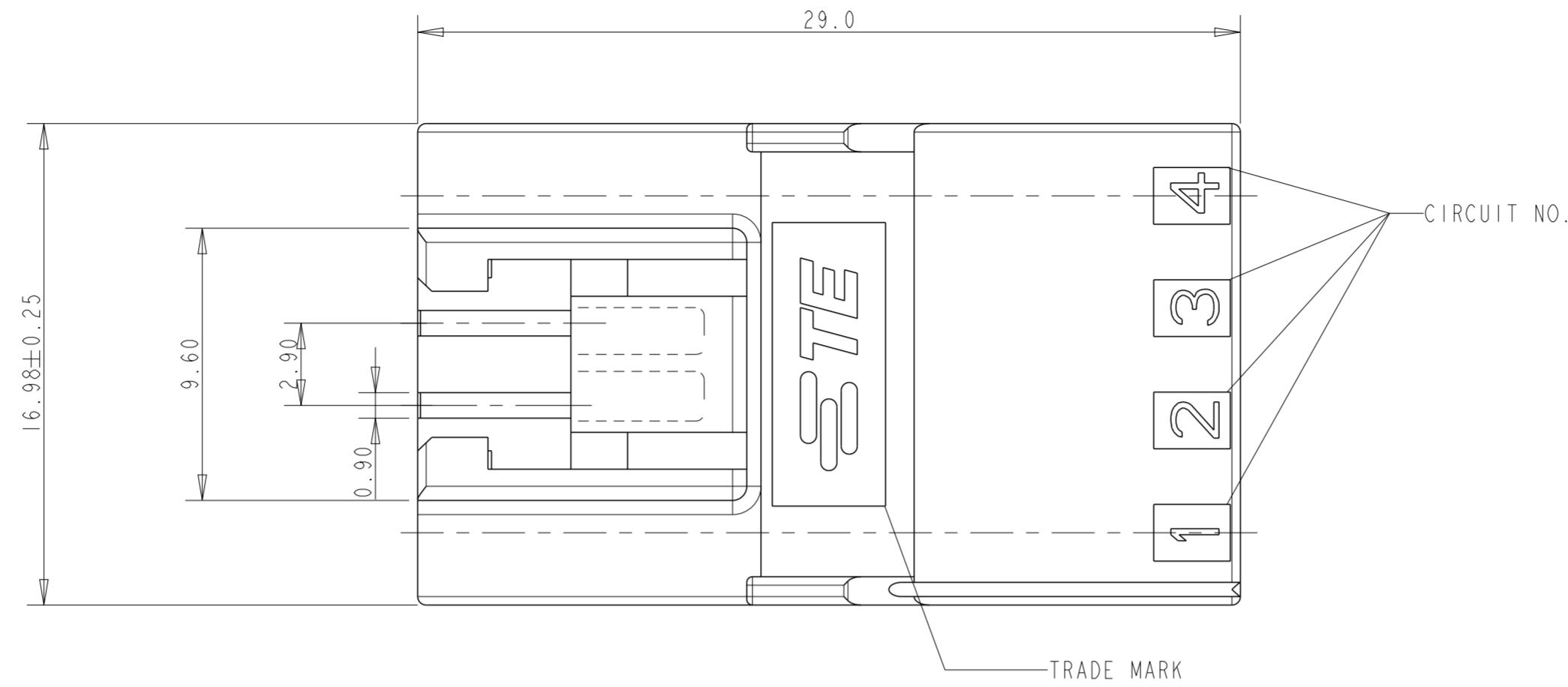
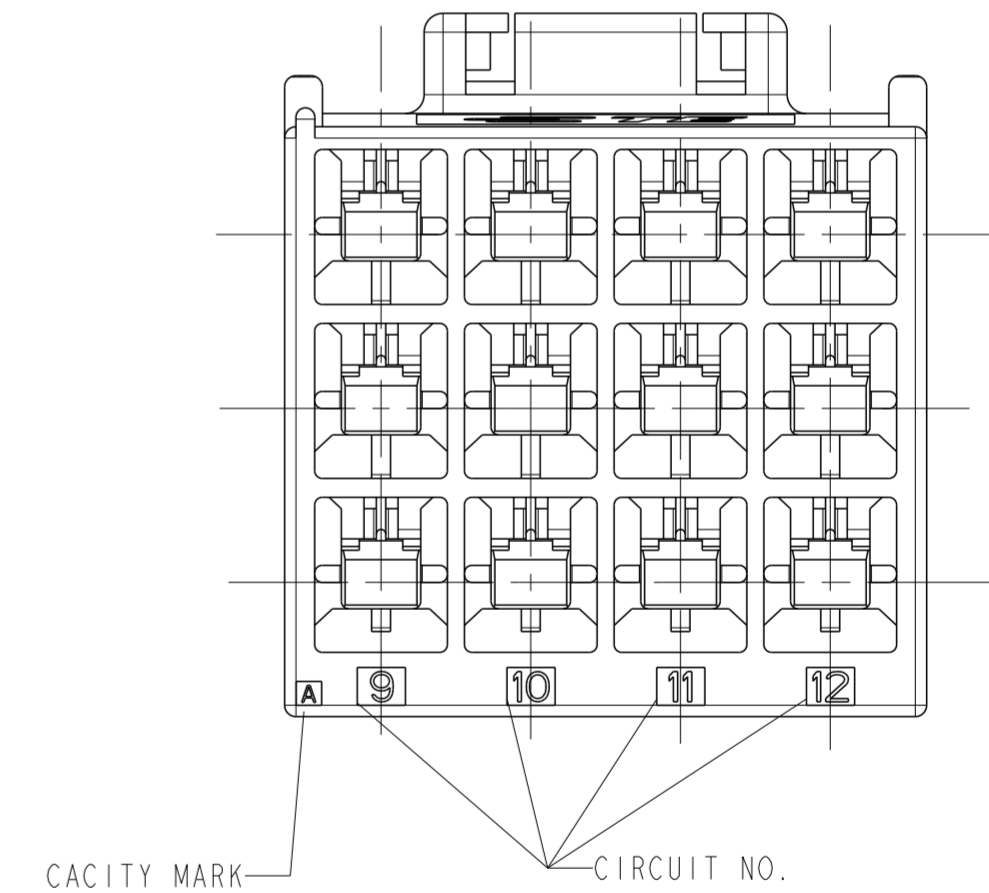
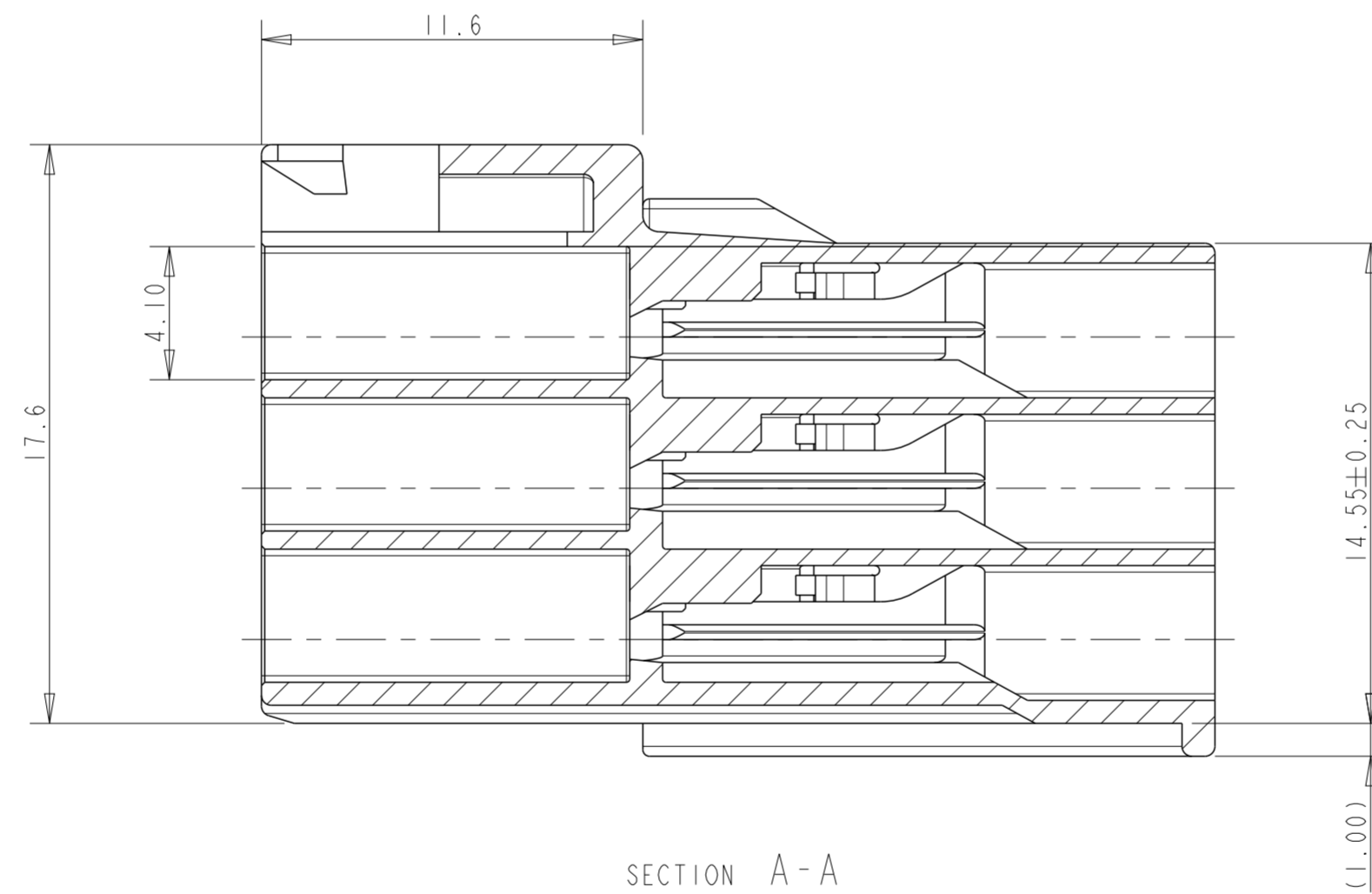
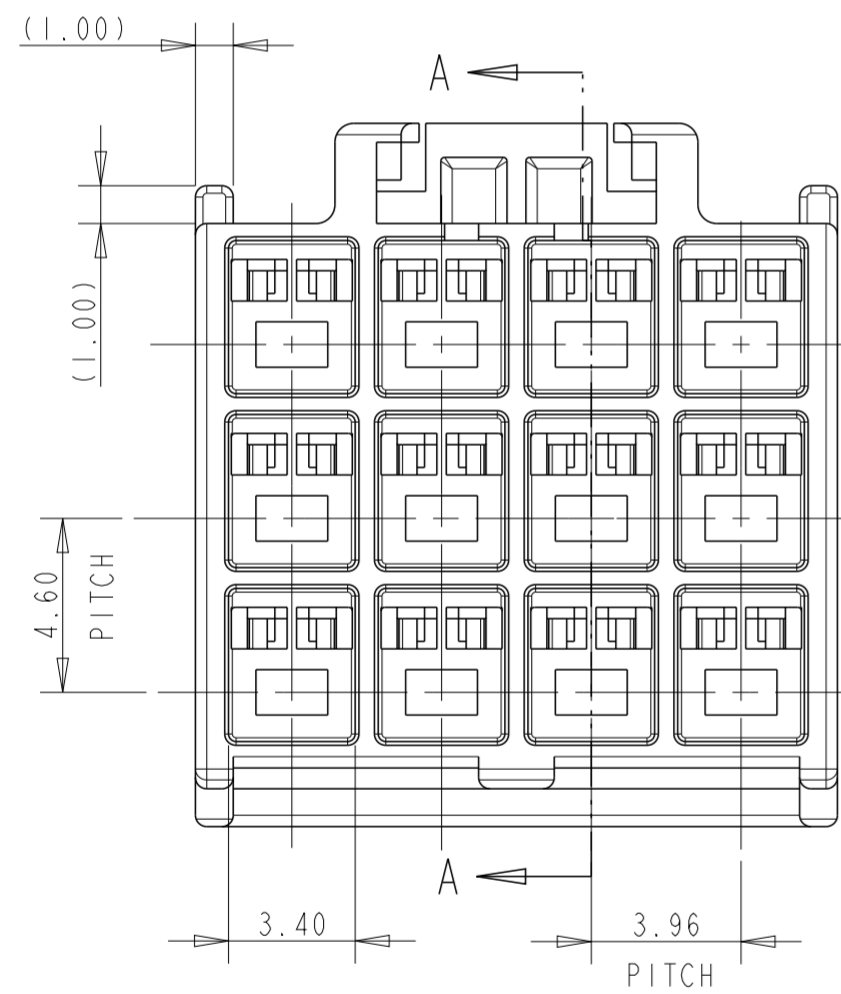


| REVISIONS | | | | | |
|-----------|-----|---------------------------|-----------|-----|------|
| P | LTR | DESCRIPTION | DATE | DWN | APVD |
| B | | REVISED PER ECR-20-100642 | 19SEP2022 | M.G | D.Z |
| | | | | | |
| | | | | | |



- NOTES:
- APPLICABLE CONTACT P/N:
 TAB CONTACT: 175150- (20-16 AWG)
 175149- (26-22 AWG)
 - MATING CONN. P/N:
 PLUG HSG: 176278-
 REC HSG: 175152- (20-16 AWG)
 175151- (26-22 AWG)
 - INSTRUCTION SHEET: IS-503J.



| DEVELOPMENT | DISCONTINUED | DISCONTINUED | DISCONTINUED | HOUSING COLOR | POSITION | PART NUMBER |
|-------------|--------------|--------------|--------------|---------------|----------|-------------|
| | | | | BLACK | 12 | 176289-9 |
| | | | | BLUE | 12 | 176289-6 |
| | | | | YELLOW | 12 | 176289-4 |
| | | | | RED | 12 | 176289-2 |
| | | | | NATURAL | 12 | 176289-1 |

| | | | | | | | | | | | | | | | | | | |
|--|-------|--------------------------------|---|------------------------|-------|-------|------|-------|---|-------|---|--------|-----|--------|---|--------------------------|------------|--|
| THIS DRAWING IS A CONTROLLED DOCUMENT. | | DWN M. SHINDO 23NOV1989 | TE Connectivity | | | | | | | | | | | | | | | |
| DIMENSIONS: mm | | CHK M. YOSHIDA 28NOV1989 | | | | | | | | | | | | | | | | |
| TOLERANCES UNLESS OTHERWISE SPECIFIED: | | APVD N. ONQUE 28NOV1989 | NAME AMP UNIVERSAL POWER CONN, 3.96mm PITCH CAP HOUSING 12 POS (TPL ROW) | | | | | | | | | | | | | | | |
| <table border="1"> <tr><td>0 PLC</td><td>±</td></tr> <tr><td>1 PLC</td><td>±0.25</td></tr> <tr><td>2 PLC</td><td>±0.2</td></tr> <tr><td>3 PLC</td><td>±</td></tr> <tr><td>4 PLC</td><td>±</td></tr> <tr><td>ANGLES</td><td>±3°</td></tr> <tr><td>FINISH</td><td>-</td></tr> </table> | | 0 PLC | ± | 1 PLC | ±0.25 | 2 PLC | ±0.2 | 3 PLC | ± | 4 PLC | ± | ANGLES | ±3° | FINISH | - | PRODUCT SPEC 108-5302 | SIZE A2 | |
| 0 PLC | ± | | | | | | | | | | | | | | | | | |
| 1 PLC | ±0.25 | | | | | | | | | | | | | | | | | |
| 2 PLC | ±0.2 | | | | | | | | | | | | | | | | | |
| 3 PLC | ± | | | | | | | | | | | | | | | | | |
| 4 PLC | ± | | | | | | | | | | | | | | | | | |
| ANGLES | ±3° | | | | | | | | | | | | | | | | | |
| FINISH | - | | | | | | | | | | | | | | | | | |
| MATERIAL 6/6 NYLON (UL94 V-0) | | APPLICATION SPEC 114-5142 | CAGE CODE 00779 | DRAWING NO C-176289 | | | | | | | | | | | | | | |
| | | WEIGHT - | RESTRICTED TO - | | | | | | | | | | | | | | | |
| | | CUSTOMER DRAWING | SCALE 5:1 | SHEET 1 OF 1 | | | | | | | | | | | | | | |
| | | | REV B | | | | | | | | | | | | | | | |