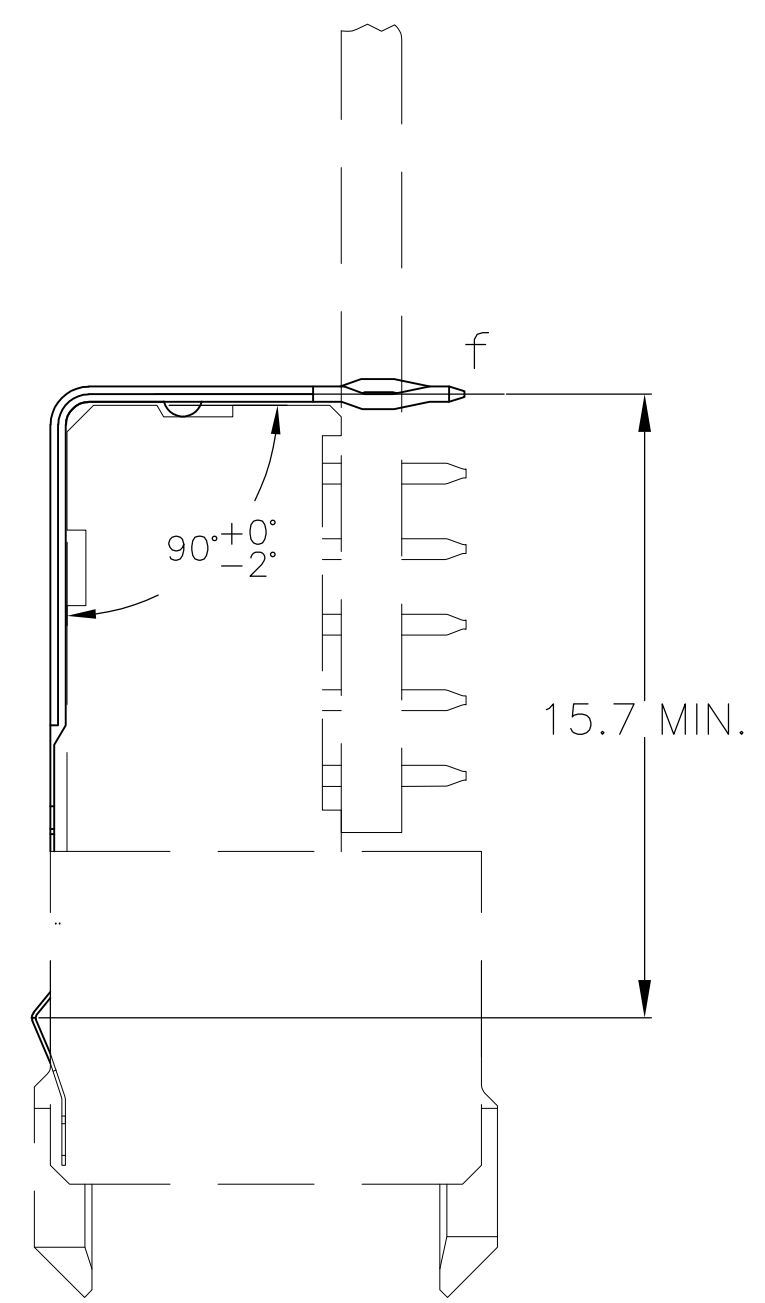
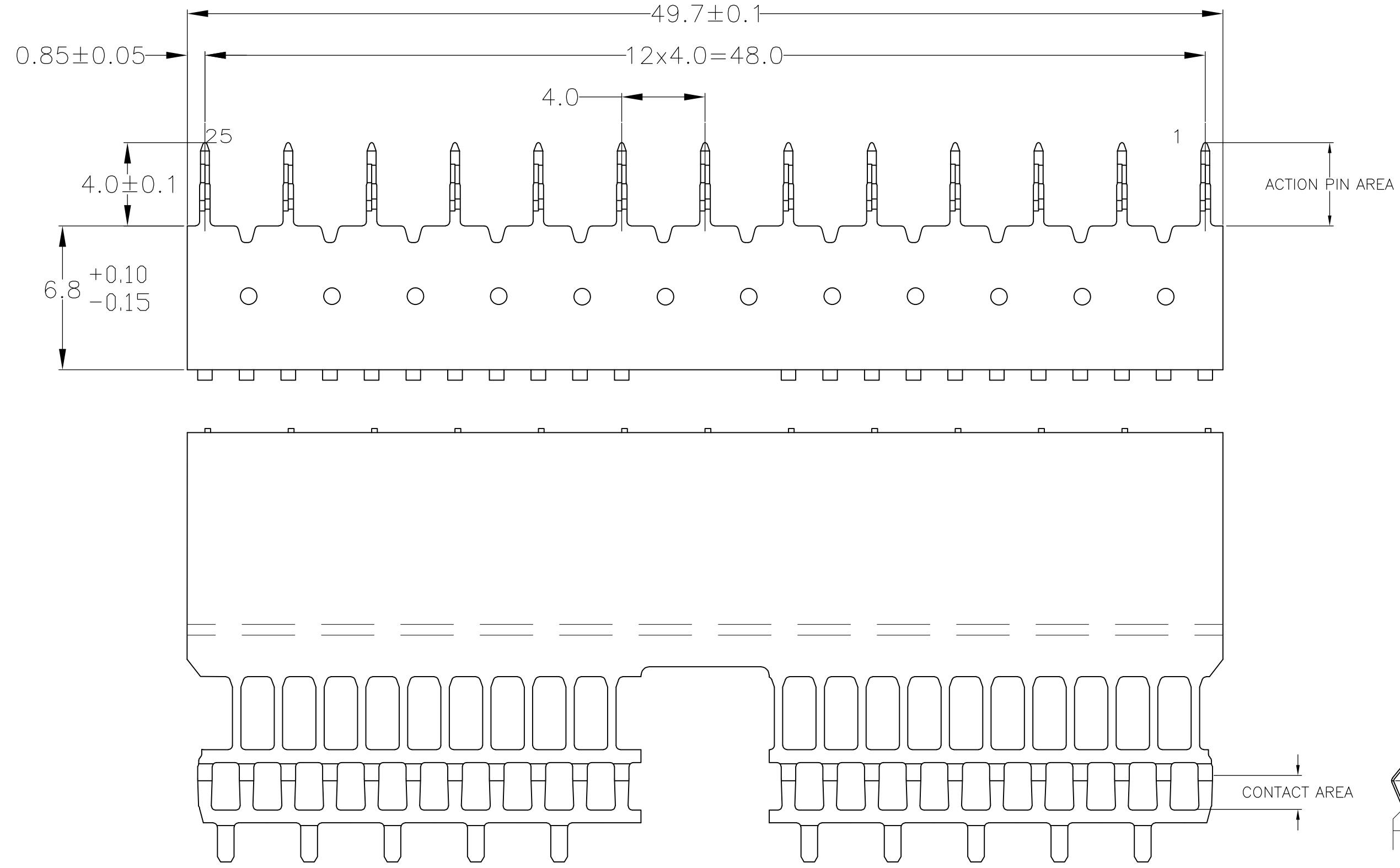
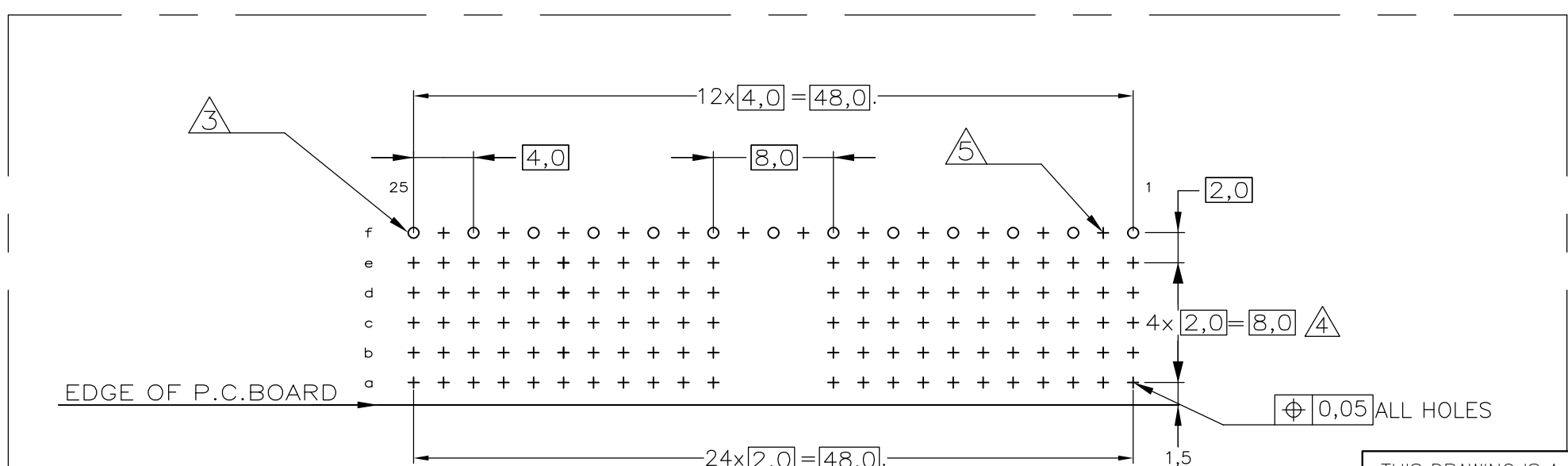


THIS DRAWING IS UNPUBLISHED. RELEASED FOR PUBLICATION
 © COPYRIGHT BY TYCO ELECTRONICS CORPORATION. ALL RIGHTS RESERVED.

| LOC | DIST | REVISIONS | | | | | |
|-----|------|-----------|---------------|---------------|---------|-----|------|
| | | P | LTR | DESCRIPTION | DATE | DWN | APVD |
| J | - | 01 | REVISED | ECR-06-004802 | 28FEB06 | T.K | K.K |
| | | A | ECR-12-009867 | | 6NOV12 | SY | AC |



- Ⓐ PLATING:
CONTACT AREA: 0,76 μm Au MIN. OVER 1,27 μm Ni MIN.
ACTION PIN : 0,5 μm SnPb MIN. (NO CONVERSION TO LEAD FREE)
REMAINDER : Ni
- Ⓑ MATERIAL; PHOSPHORBRONZE.
- Ⓒ ROW "f" 13 PLATED THROUGH HOLES FOR UPPERSHIELD
- Ⓓ HOLE PATTERN FOR FEMALE CONNECTOR TYPE A
110 PLATED-THROUGH HOLES AT 2x2mm SQUARE GRID
- Ⓔ ROW "f" 12 PLATED THROUGH HOLES FOR LOWERSHIELD
- Ⓕ PLATING:
CONTACT AREA: 0,76 μm Au MIN. OVER 1,27 μm Ni MIN.
ACTION PIN : 0,5 μm Sn MIN.
REMAINDER : Ni



P.C.B. HOLE DIM. ACTION PIN
 FIN. HOLE : 0,55 TO 0,65 mm
 OTHER REQUIREMENTS: SEE APPLICATION SPECIFICATION 114-19029

COMPONENT SIDE AS SHOWN
 RECOMMENDED PCB-HOLE LAY-OUT

| | | | |
|----------|--------|----------|-------------|
| DISOLETE | Ⓐ | Ⓑ | 1746789-2 |
| | Ⓐ | Ⓑ | 1746789-1 |
| | FINISH | MATERIAL | PART NUMBER |

| | | | | | |
|---|-----------|------------------|-----------|--------------|---|
| THIS DRAWING IS A CONTROLLED DOCUMENT. | | DWN | T.KATANO | 31MAY04 | Tyco Electronics AMP K.K. Kawasaki, Japan |
| DIMENSIONS: 単位: 寸 mm | | CHK | T.KIMURA | 31MAY04 | |
| TOLERANCES UNLESS OTHERWISE SPECIFIED: 一般公差 ±0.3 | | APVD | K.IKEGAMI | 31MAY04 | |
| 0-PLC ± 1-PLC ± 2-PLC ± 3-PLC ± 4-PLC ± ANGLES ±3° | | PRODUCT SPEC | 108-19082 | | |
| MATERIAL 材料 | FINISH 仕上 | APPLICATION SPEC | 114-19029 | | NAME 名称 |
| | | WEIGHT | - | | Z-PACK 2mm HM GROUND RETURN UPPER SHIELD TYPE A |
| CUSTOMER DRAWING | | SCALE 尺度 | 5:1 | SHEET 1 OF 1 | RESTRICTED TO |