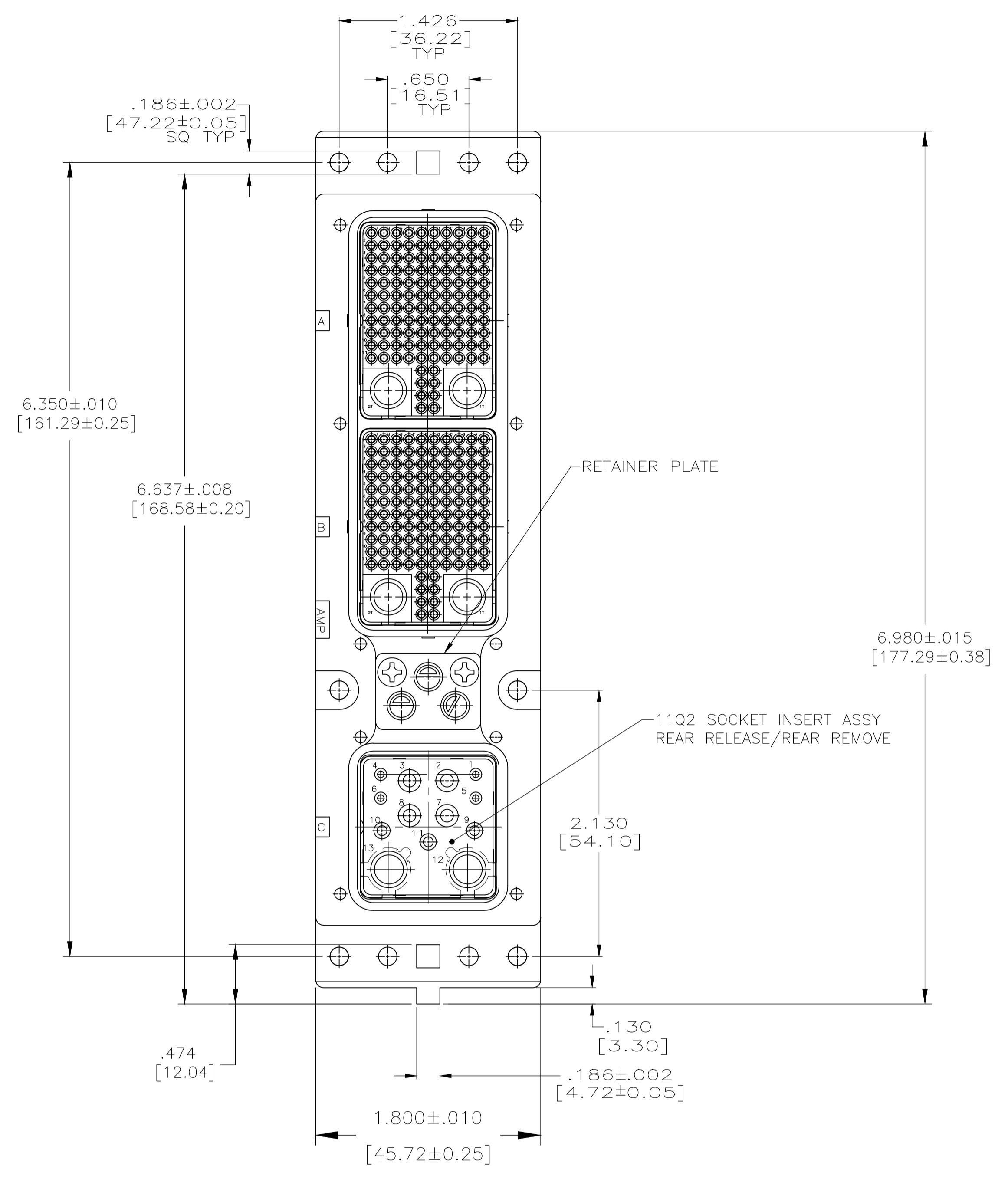
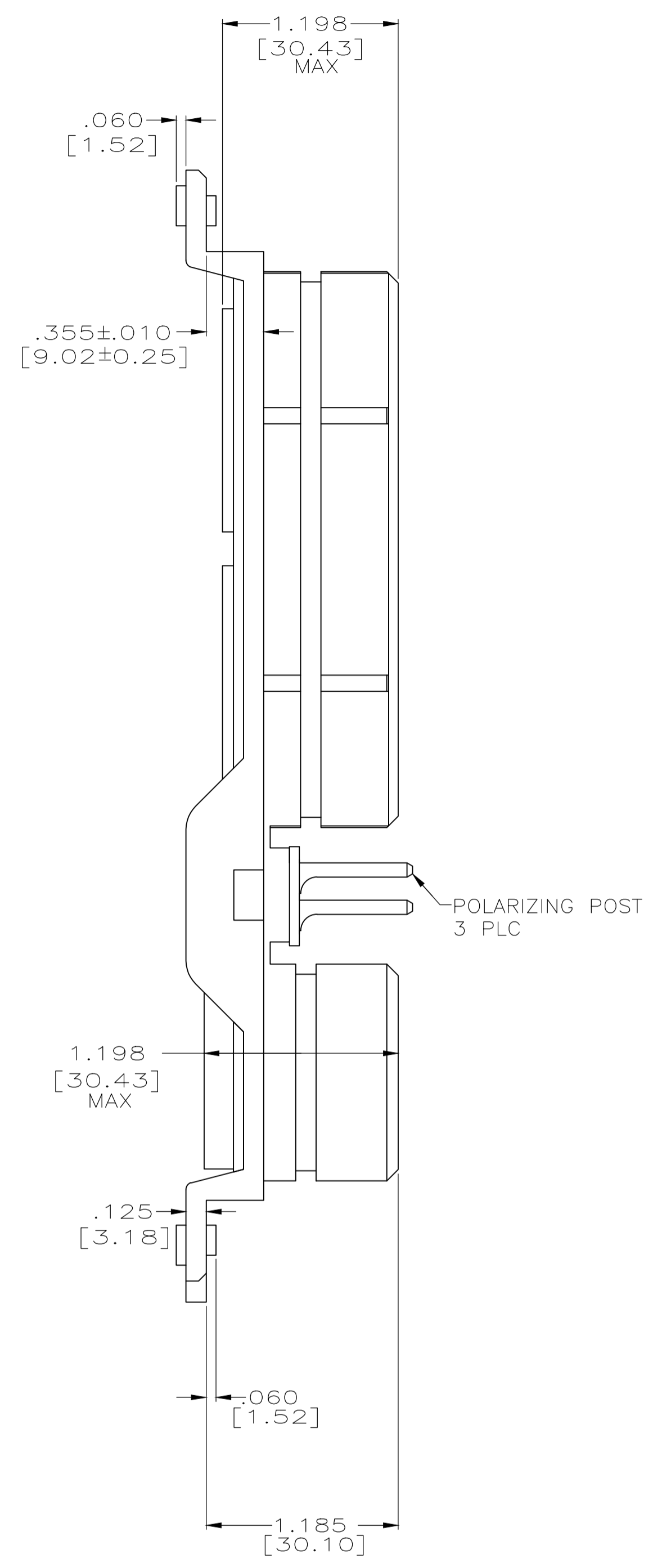
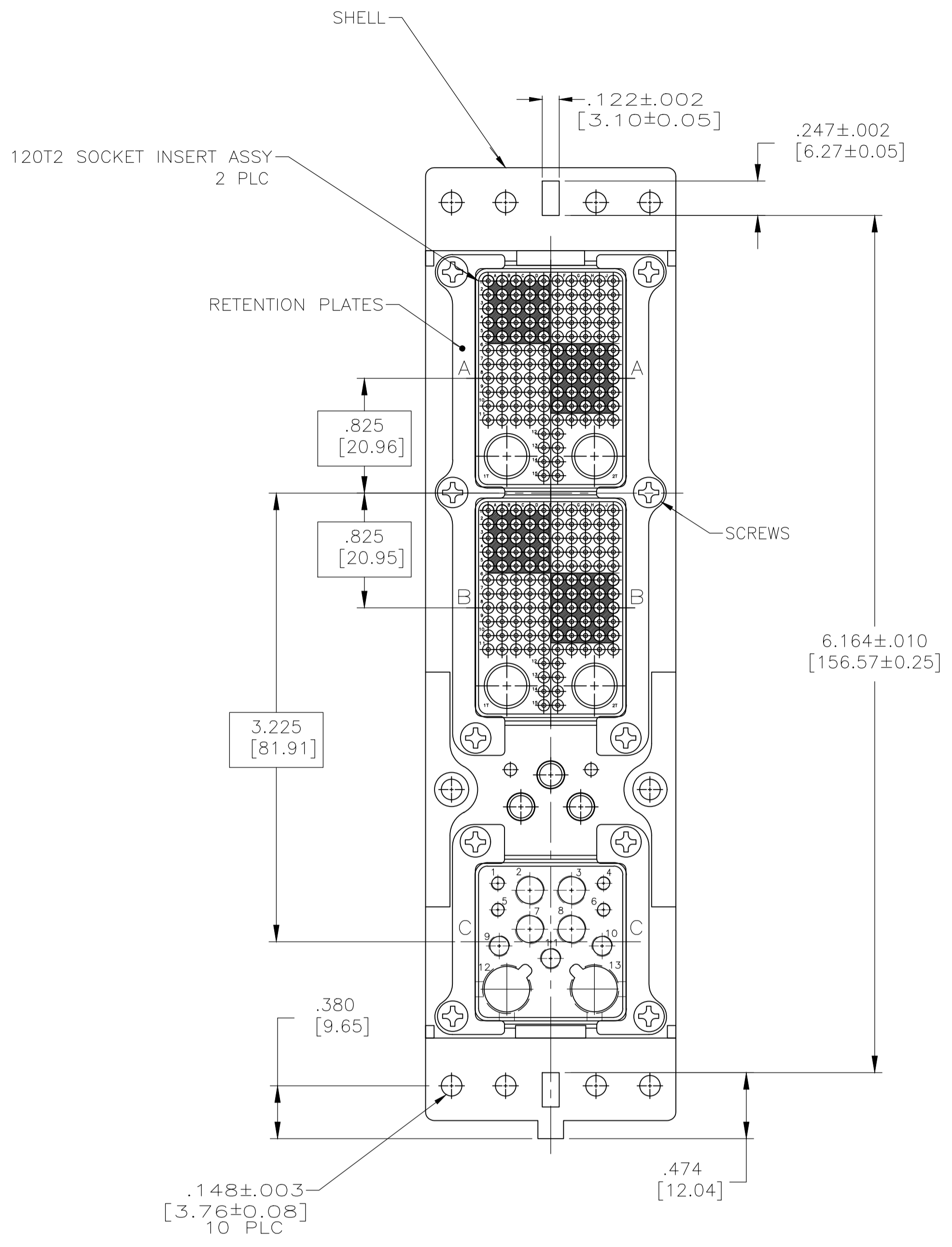


REVISONS		DATE	DNW	APVD
LOC	DIST	DESCRIPTION		
F	REVISED PER ECO-17-018523	19JAN2018	PHM	CT



- CONNECTOR DIMENSIONS ARE PER ARINC 600 SPECIFICATION.
- CONNECTOR IS SUPPLIED WITH CONTACTS (PER TABLE), NOT INSTALLED.
- CONNECTOR IS SUPPLIED WITH A DUST COVER INSTALLED (NOT SHOWN).
- CONTACTS NOT SHOWN IN FRONT & REAR VIEWS FOR CLARITY.

COMPONENT	MATERIAL	FINISH
SHELL	DIE CAST ALUMINUM PER ASTM-B-85	CHROMATE CONVERSION PER MIL-C-5541, TYPE II, CLASS 3
INSERT RETENTION PLATES	ALUMINUM ALLOY PER ASTM-B-209	CHROMATE CONVERSION PER MIL-C-5541, TYPE II, CLASS 3
SCREWS	STEEL OR STAINLESS STEEL	STAINLESS STEEL OR PASSIVATED
POLARIZING POST	ZINC ALLOY PER ASTM-B-86	ELECTROLESS NICKEL
POLARIZING POST RETAINING PLATE	ALUMINUM ALLOY PER ASTM-B-209	BLUE ANODIZED PER MIL-A-8625
INSERTS	THERMOSET OR THERMOPLASTIC PPS PER MIL-M-24519	-
-	-	-
-	-	-

'07'	MODULE A & B 208262-3 (SIZE 22 SOCKET; QTY=2) MODULE C 208270-2 (SIZE 16 SOCKET; QTY=1) 208273-2 (SIZE 12 SOCKET; QTY=2)	1663557-2
'07'	MODULE A & B #448543-2 (SIZE 8 COAX SOCKET FOR A48909 CABLE; QTY = 4) MODULE C 208267-2 (SIZE 20 SOCKET; QTY=4) 208270-2 (SIZE 16 SOCKET; QTY=3) 208273-2 (SIZE 12 SOCKET; QTY=4) 1445693-1 (SIZE 8 QUADRAx SOCKET; QTY=2)	1663557-1
KEYING POSITION	CONTACTS INCLUDED NOT INSTALLED	PART NUMBER

THIS DRAWING IS A CONTROLLED DOCUMENT.

DTN: C.C.THOMAS 6-6-03
CHK: S.GLATFELTER 6-6-03
APVD: S.GLATFELTER 6-6-03

TE Connectivity

NAME: CONNECTOR ASSY, SIZE 2 PLUG, ARINC 600

PRODUCT SPEC: -

APPLICATION SPEC: -

SIZE: A1
CAGE CODE: 00779
DRAWING NO: 1663557

RESTRICTED TO: -

CUSTOMER DRAWING

SCALE: 3:2 SHEET: 1 OF 1 REV: F