

## SAFETY ORGANIZATIONS

THIS FILTER HAS BEEN FORMALLY RECOGNIZED, CERTIFIED OR APPROVED BY THE LISTED AGENCY. THEREFORE, ALL TEST/REQUIREMENTS SPECIFIED IN THE LATEST REVISION OF THE FOLLOWING AGENCY STANDARDS HAVE BEEN MET:

UL RECOGNIZED: UL 1283  
 CSA CERTIFIED: CSA 22.2, #8  
 TUV APPROVED: EN60950

## OPERATING SPECIFICATIONS

LINE CURRENT/VOLTAGE: 15 AMP/55°C, 80 VDC

LINE FREQUENCY: DC

MAXIMUM LEAKAGE CURRENT,  
 EACH LINE TO GROUND:

N/A	mA @	120V	60Hz
N/A	mA @	250V	50Hz

OPERATING AMBIENT TEMP. RANGE: -10°C TO +55°C @ RATED CURRENT,  $I_r$ .

IN AN AMBIENT,  $T_a$ , HIGHER THAN 55°C, THE MAXIMUM OPERATING CURRENT,  $I_o$ , IS AS FOLLOWS:

$$I_o = I_r \sqrt{\frac{85 - T_a}{30}}$$

## RELIABILITY SPECIFICATIONS:

STORAGE TEMPERATURE: -40°C TO +85°C  
 HUMIDITY: 21 DAYS @ 40°C 95% RH.  
 CURRENT OVERLOAD TEST: 6 TIMES  $I_r$  FOR 8 SECONDS

## TEST SPECIFICATIONS:

INDUCTANCE: 0.451 mH NOMINAL  
 CAPACITANCE: (MEASURED @ 1KHz, 0.250VAC MAX., 25°C ± 1°C)  
 LINE TO GROUND: 0.093  $\mu$ F ± 20%  
 LINE TO LINE: 2.024  $\mu$ F ± 20%  
 DISCHARGE RESISTOR: 0.165 M $\Omega$   
 L/G AND L/L I.R.  
 NO DISCHARGE RESISTOR: 6000 M $\Omega$  (MIN.) @ 100VDC, 20°C AND 50% RH

## RECOMMENDED RECEIVING INSPECTION HIPOT:

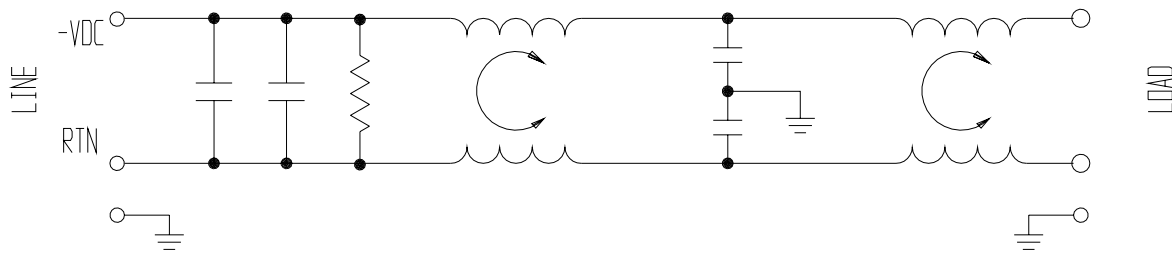
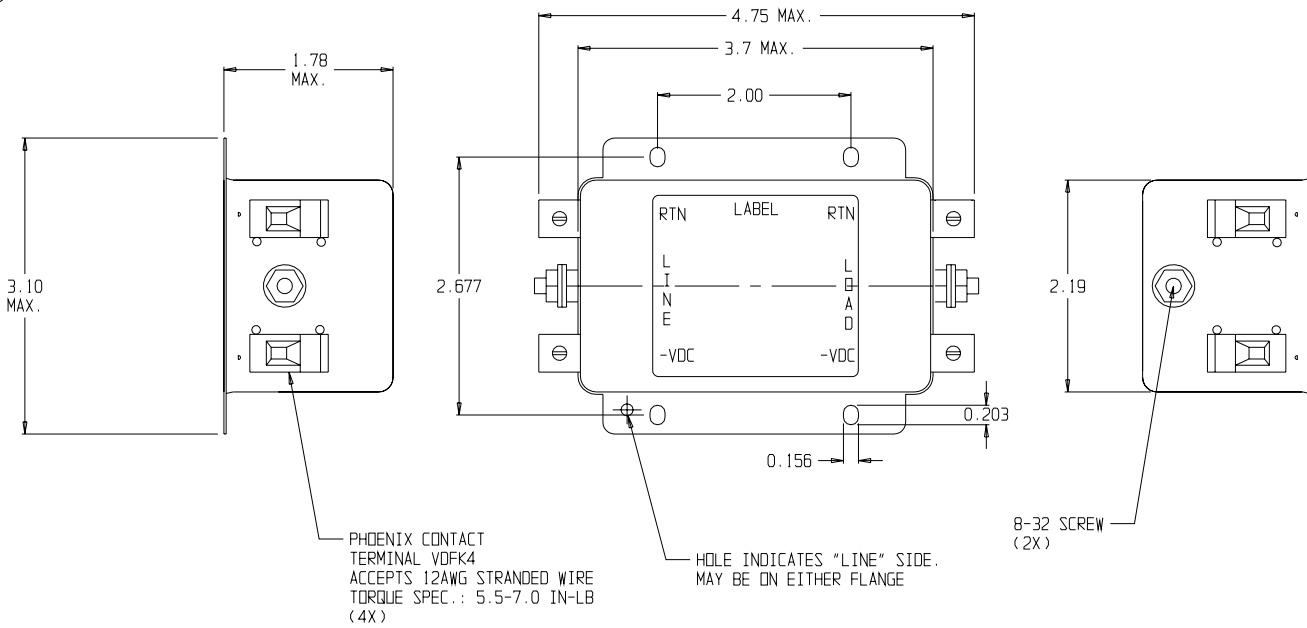
LINE TO GROUND: 2250 VDC FOR 1 MINUTE  
 LINE TO LINE: 1450 VDC FOR 1 MINUTE

## FILTER APPROVAL:

THE BEST WAY TO SELECT AND QUALIFY A FILTER IS FOR YOUR ENGINEERING TO TEST THE UNIT IN YOUR EQUIPMENT.

CATALOG # 15DCF10

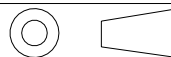
EC#	APPRVD.	DDMMYY
0631-0093-03		11MAR03



## 50 $\Omega$ - 50 $\Omega$ (MINIMUM) INSERTION LOSS

FREQUENCY MHz	.01	.05	0.1	.15	0.5	1	3	5	10	30
COMMON dB		1	12	20	41	45	61	63	47	39
DIFF. dB	7	22	27	30	30	36	56	49	38	31

THIRD ANGLE PROJECTION



UNLESS OTHERWISE SPECIFIED, TOLERANCE TO BE  $\pm$ .025 MATERIAL & FINISH: AS SUPPLIED

This document is proprietary to CORCOM INC. and is not to be reproduced nor used for manufacturing purposes except on CORCOM'S prior written consent.

**tyco** / **Electronics** **corcom**  
 844 E. ROCKLAND RD. LIBERTYVILLE IL 60048

## POWER LINE FILTER

CAD FILE: G:\CD\15DCF1004	TYCO # 1-1609074-1	REV.
SCALE: NTS	DATE: 10-06-00	CATALOG NO.
DRW. BY: PJD	DRIG: PJD	15DCF10
		4