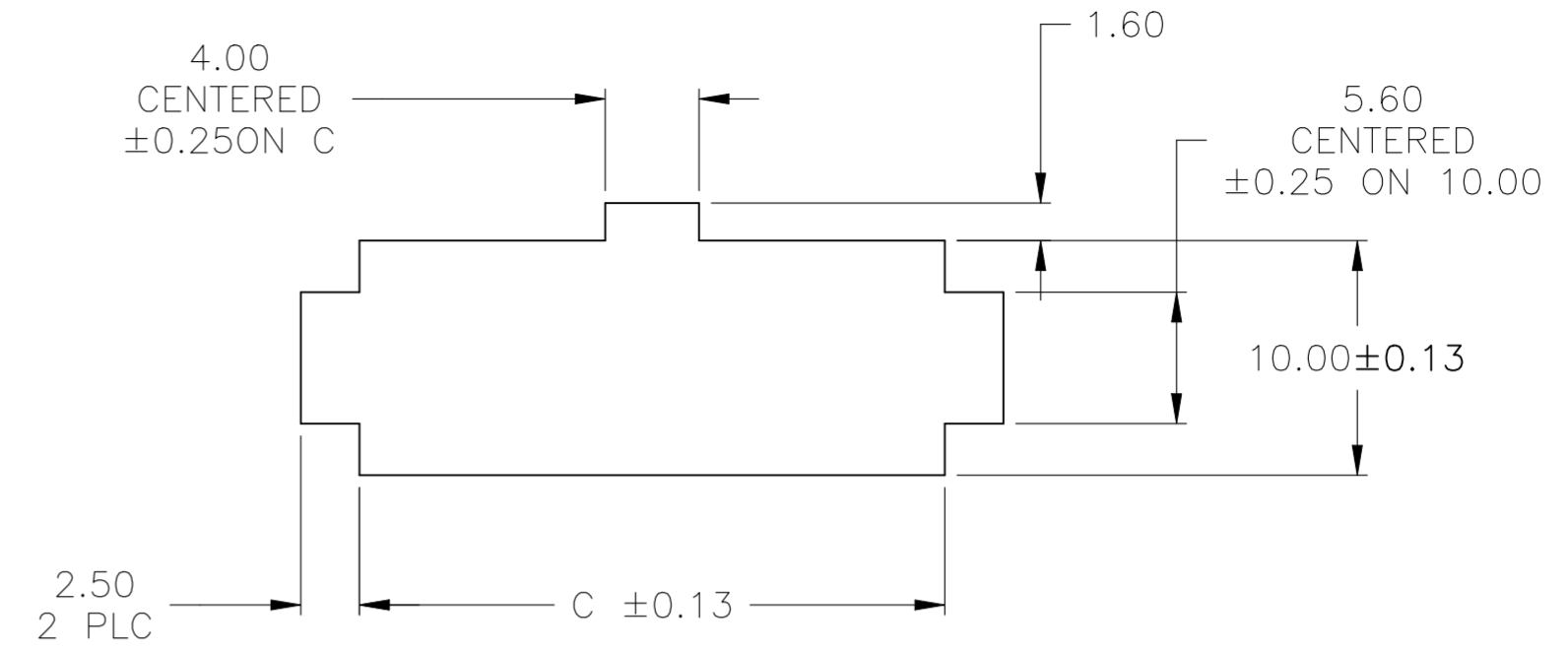
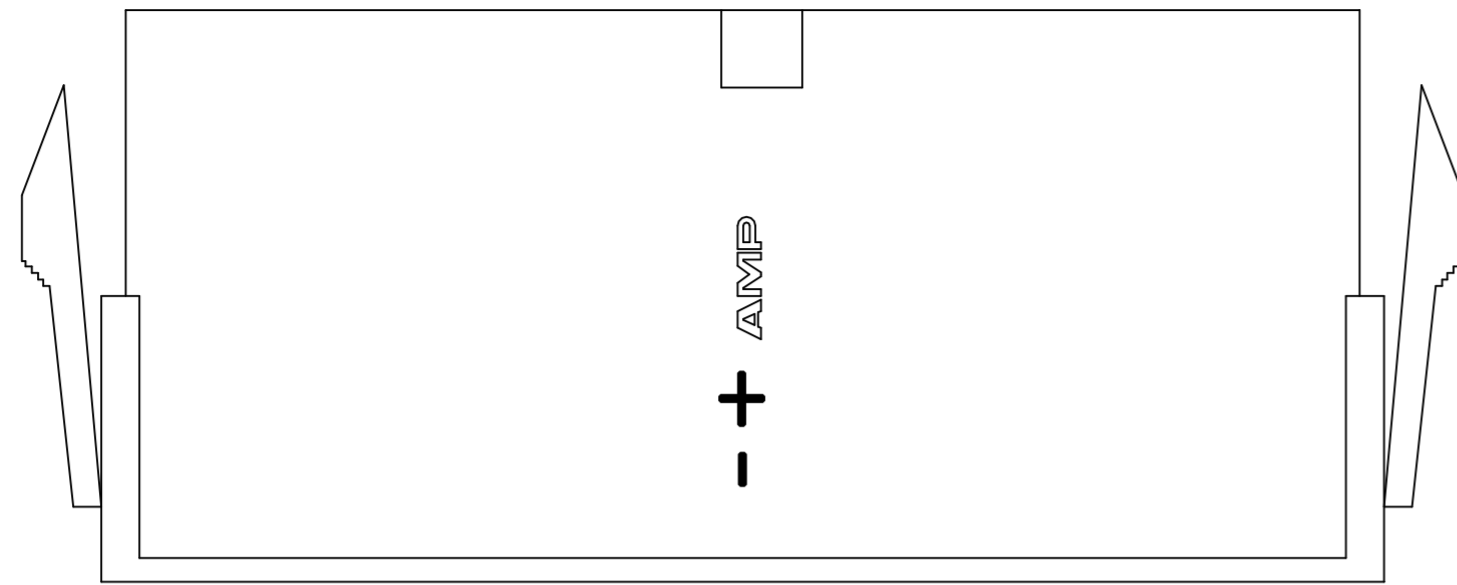
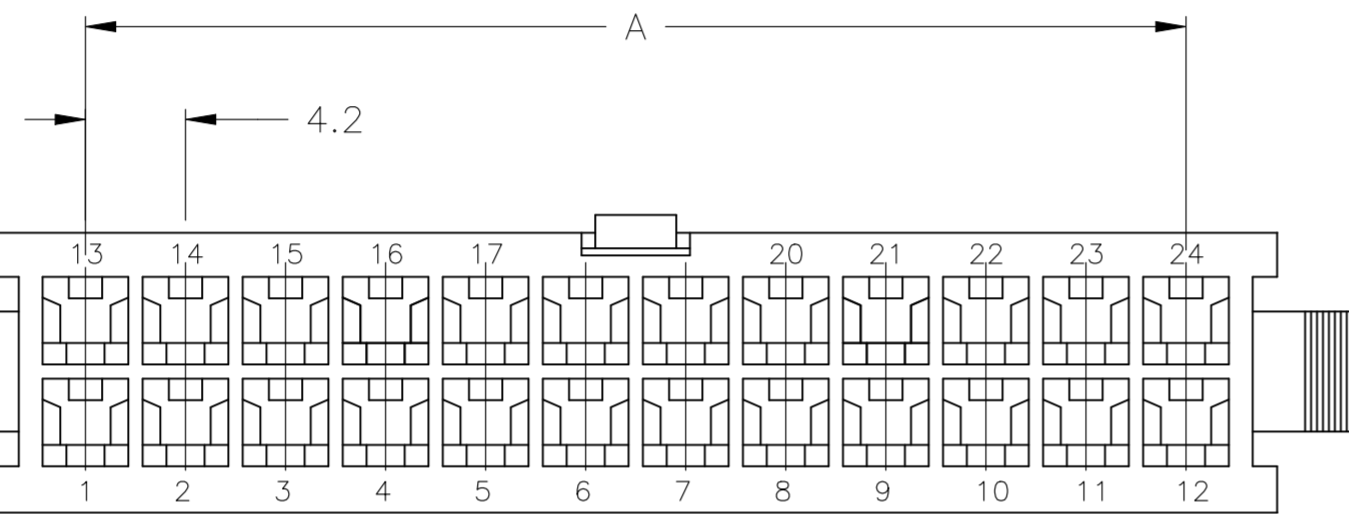


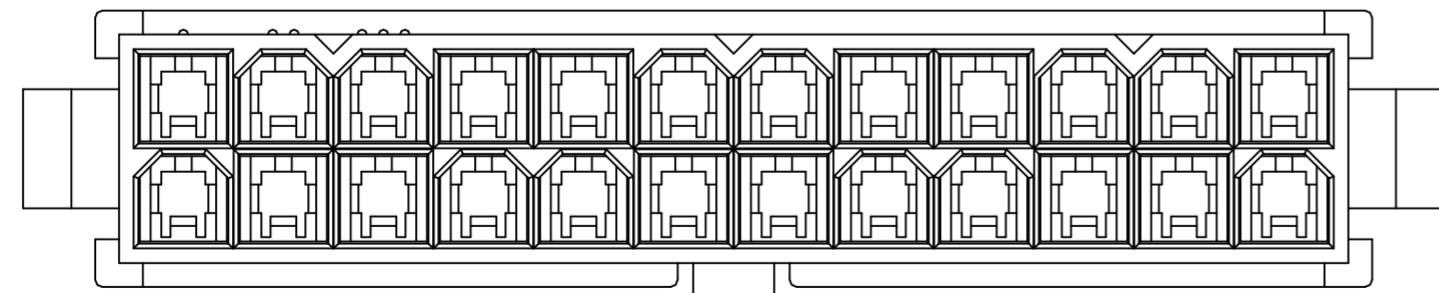

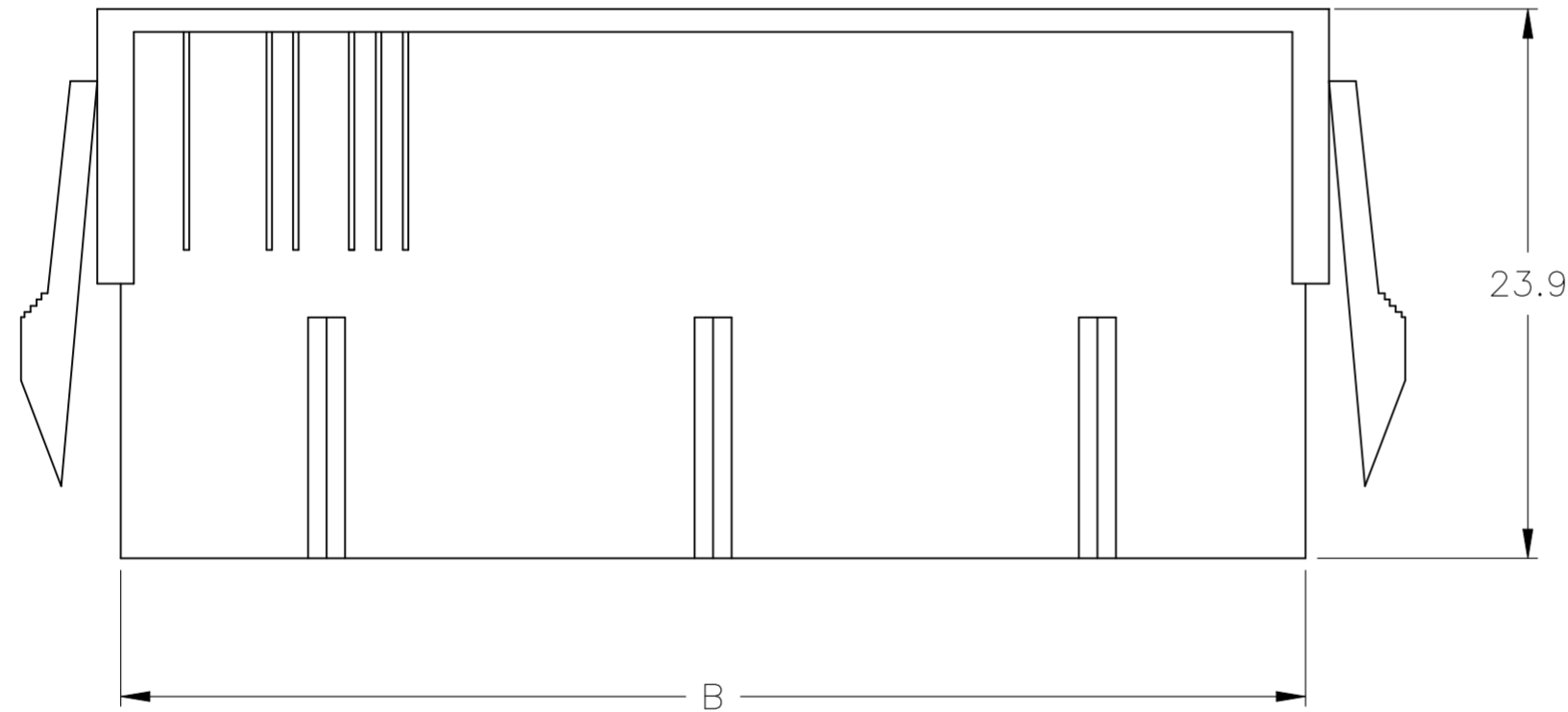
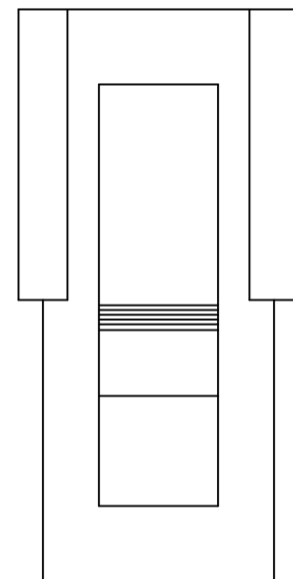
REVISIONS					
P	LTR	DESCRIPTION	DATE	DWN	APVD
C		REVISED PER ECR-23-163258	10NOV2023	P.C	D.Z



RECOMMENDED CUT OUT FOR
2.00 MAX THICK PANEL



- 1 THERMOPLASTIC NYLON66UL94V-0. NATURAL COLOR.
- 2 PANEL MUST BE PUNCHED SO THAT THE HOUSING ENTERS THE PANEL IN THE SAME DIRECTION AS THE PUNCH.
- 3 THIS HOUSING ACCEPTS TERMINAL: 794955-1 AND OTHER SIMILAR TERMINALS
- 4 RECOMMENDED MATING PART: []-1586019-[]



52.00	51.60	46.2	24	2-1586018-4
47.80	47.40	42.0	22	2-1586018-2
43.60	43.20	37.8	20	2-1586018-0
39.40	39.00	33.6	18	1-1586018-8
35.20	34.80	29.4	16	1-1586018-6
31.00	30.60	25.2	14	1-1586018-4
26.80	26.40	21.0	12	1-1586018-2
22.60	22.20	16.8	10	1-1586018-0
18.40	18.00	12.6	8	1586018-8
14.20	13.80	8.4	6	1586018-6
10.00	9.60	4.2	4	1586018-4
5.80	5.40	--	2	1586018-2
DIM C	DIM B	DIM A	POS	PART NUMBER

THIS DRAWING IS A CONTROLLED DOCUMENT.

DIMENSIONS: mm	TOLERANCES UNLESS OTHERWISE SPECIFIED: 0 PLC ± 1 PLC ± 0.4 2 PLC ± 0.25 3 PLC ± 4 PLC ±	DWN S. HAMM 31-JUL-2002 CHK D. COLEY 31-JUL-2002 APVD D. COLEY 31-JUL-2002 PRODUCT SPEC 108-2112 APPLICATION SPEC 114-13172	TE Connectivity NAME PANEL MOUNT PLUG HOUSING, VO, VAL-U-LOK(TM)	
MATERIAL	FINISH	WEIGHT	SIZE A2	CAGE CODE 00779
			DRAWING NO. C=1586018	RESTRICTED TO
		CUSTOMER DRAWING	SCALE	SHEET 1 of 1