

REVISIONS

P	LTR	DESCRIPTION	DATE	DWN	APVD
H5	TCPN	6-1546306-6 ADDED WITH NUMBERING	31MAY2025	KS	PS

-	-	-	-	-	-	-	-	-	-	-	-	-	-	-	180.7	188.2	18	1-1546306-8
-	-	-	-	-	-	-	-	-	-	-	-	-	-	-	171.2	178.7	17	1-1546306-7
-	-	-	-	-	-	-	-	-	-	-	-	-	-	-	161.7	169.2	16	1-1546306-6
	-	-	-	-	-	-	-	-	-	-	-	-	-	-	152.2	159.7	15	6-1546306-2
-	-	-	-	-	-	-	-	-	-	-	-	-	-	-	152.2	159.7	15	1-1546306-5
-	-	-	-	-	-	-	-	-	-	-	-	-	-	-	142.7	150.2	14	1-1546306-4
-	-	-	-	-	-	-	-	-	-	-	-	-	-	-	133.2	140.7	13	1-1546306-3
	-	-	-	-	-	-	-	-	-	-	-	-	-	-	123.7	131.2	12	4-1546306-0
	-	-	-	-	-	-	-	-	-	-	-	-	-	-	123.7	131.2	12	3-1546306-3
-	-	-	-	-	-	-	-	-	-	-	-	-	-	-	123.7	131.2	12	1-1546306-2
	-	-	-	11	-	-	-	-	-	-	-	-	-	-	114.2	121.7	11	5-1546306-2
	-	-	-	-	2	-	-	-	-	11	-	-	-	-	114.2	121.7	11	3-1546306-4
	-	-	-	-	-	-	-	-	-	11	-	-	-	-	114.2	121.7	11	3-1546306-1
-	-	-	-	-	-	-	-	-	-	-	-	-	-	-	114.2	121.7	11	1-1546306-1
	-	-	-	-	-	-	-	-	10	3	-	-	-	-	104.7	112.2	10	6-1546306-0
	-	-	-	-	-	-	-	-	-	-	-	-	-	-	104.7	112.2	10	5-1546306-8
-	-	-	-	-	-	-	-	-	-	-	-	-	-	-	104.7	112.2	10	1-1546306-0
	4	9	-	-	-	-	-	-	-	-	-	-	-	-	95.2	102.7	9	6-1546306-3
	-	-	-	-	-	-	-	-	-	-	-	-	-	-	95.2	102.7	9	5-1546306-6
-	-	-	-	-	-	-	-	-	-	-	-	-	-	-	95.2	102.7	9	1546306-9
-	-	-	-	-	8	-	-	-	-	-	-	-	-	-	85.7	93.2	8	5-1546306-9
	-	-	-	-	-	-	-	-	-	-	-	-	-	-	85.7	93.2	8	3-1546306-9
-	-	-	-	-	-	-	-	-	-	-	-	-	-	-	85.7	93.2	8	1546306-8
	-	-	-	-	-	-	-	-	-	-	-	-	-	-	76.2	83.7	7	5-1546306-5
	-	-	-	-	1	-	-	7	-	-	-	-	-	-	76.2	83.7	7	5-1546306-0
-	-	-	-	-	-	-	-	-	-	-	-	7	7	7	76.2	83.7	7	4-1546306-5
	-	-	-	-	-	-	-	-	-	-	7	-	-	-	76.2	83.7	7	3-1546306-7
-	-	-	-	-	-	-	-	-	-	-	-	-	-	-	76.2	83.7	7	1546306-7
	-	-	-	-	-	-	-	-	-	-	-	-	-	-	66.7	74.2	6	5-1546306-4
	-	-	-	-	-	-	1	6	-	-	-	-	-	-	66.7	74.2	6	4-1546306-9
-	-	-	-	-	6	-	-	-	-	-	-	-	-	-	66.7	74.2	6	4-1546306-8
	-	-	-	-	-	-	-	-	-	-	6	6	6	6	66.7	74.2	6	4-1546306-4
-	-	-	-	-	-	-	-	-	-	-	-	-	-	-	66.7	74.2	6	3-1546306-6
-	-	-	-	-	-	-	-	-	-	-	-	-	-	-	66.7	74.2	6	1546306-6
	-	-	-	-	-	-	-	-	5	-	-	-	-	-	57.2	64.7	5	5-1546306-7
	5	5	-	-	-	-	-	-	-	-	-	-	-	-	57.2	64.7	5	5-1546306-3
	SCREW ON ONE SIDE	-	-	-	-	-	-	-	-	-	-	-	-	-	57.2	64.7	5	4-1546306-7
-	-	-	-	-	-	-	-	-	-	-	-	5	5	5	57.2	64.7	5	4-1546306-3
	-	-	-	-	-	-	-	-	-	-	5	-	-	-	57.2	64.7	5	3-1546306-5
-	-	-	-	-	-	-	-	-	-	-	-	-	-	-	57.2	64.7	5	1546306-5
	-	-	-	-	-	-	-	-	-	-	-	-	4	4	4	4	4	4-1546306-2
-	-	-	-	-	-	-	-	-	-	-	-	-	-	-	47.7	55.2	4	3-1546306-8
-	-	-	-	-	-	-	-	-	-	-	-	-	-	-	47.7	55.2	4	1546306-4
-	3	3	-	-	-	-	-	-	-	-	-	-	-	-	38.2	45.7	3	6-1546306-1
-	-	-	-	-	-	-	-	-	-	-	-	-	-	-	38.2	45.7	3	5-1546306-1
-	-	-	-	-	-	-	-	-	-	-	-	-	-	-	38.2	45.7	3	1546306-3
	-	-	-	-	-	-	-	2	2	2	-	-	-	-	28.7	36.2	2	4-1546306-6
-	-	-	-	-	-	2	2	2	-	-	-	-	-	-	28.7	36.2	2	4-1546306-1
-	-	-	-	-	-	-	-	-	-	-	-	-	-	-	28.7	36.2	2	1546306-2

NOTES	13 Q.C. TAB .187 SS FLAT	12 Q.C. TAB .187 SS FLAT	11 Q.C. TAB .187 SS 90°	10 JUMPER	9 Q.C. TAB DBL SIDE 90° .250	8 Q.C. TAB DBL SIDE 45° .250	7 Q.C. TAB DBL SIDE FLAT .250	6 Q.C. TAB DBL SIDE 90° .187	5 Q.C. TAB DBL SIDE 45° .187	4 Q.C. TAB DBL SIDE FLAT .187	3 Q.C. TAB SGL SIDE 90° .250	2 Q.C. TAB SGL SIDE 45° .250	1 Q.C. TAB SGL SIDE FLAT .250	DIM B	DIM A	NO. OF POS.	PART NO.
-------	--------------------------	--------------------------	-------------------------	-----------	------------------------------	------------------------------	-------------------------------	------------------------------	------------------------------	-------------------------------	------------------------------	------------------------------	-------------------------------	-------	-------	-------------	----------

THIS DRAWING IS A CONTROLLED DOCUMENT.

DWN S SCHLEGEL 20AUG2002
CHK C RICHARD 8/20/02
APVD C RICHARD 8/20/02

TE Connectivity Ltd.

9.50MM (.374) DBL ROW BARRIER STRIP W/O WASHER

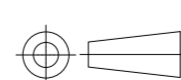
SIZE A2 CAGE CODE 00779 DRAWING NO C=1546306 RESTRICTED TO

WEIGHT -

CUSTOMER DRAWING SCALE NTS SHEET 1 OF 4 REV H5



SCREW ON ONE SIDE



TOLERANCES UNLESS OTHERWISE SPECIFIED:

0 PLC ± -
1 PLC ± 0.3
2 PLC ± 0.25
3 PLC ± -
4 PLC ± -
ANGLES ± 2°

1546306

B

A

REVISIONS

P	LTR	DESCRIPTION	DATE	DWN	APVD
-	-	SEE SHEET 1	-	-	-

PHYSICAL PROPERTIES:
 HOUSING MATERIAL: THERMOPLASTIC, PC
 FLAMMABILITY: UL94V-0 COLOR: BLACK
 MAX BOW/WARP: .0056 IN/IN.

TERMINAL:
 TERMINALS: BRASS, TIN PLATED
 SCREWS: 6-32, STEEL, NICKEL PLATED

MECHANICAL:
 PITCH (TERMINAL SPACING): 9.50mm(.374")
 WIRE RANGE: 12-22 AWG
 RECOMMENDED TIGHTENING TORQUE: 12IN-LBS MAX.

ELECTRICAL PROPERTIES:
 MAXIMUM CURRENT: 20A
 OPERATING VOLTAGE: 300V

ENVIRONMENTAL PROPERTIES:
 OPERATING TEMP RANGE: -40°C TO +120°C.

- 1 SEE FIGURE IN SHEET 3 AND 4
- 2 MARKED WITH WHITE INK.
- 3 PRELIMINARY PART NUMBER.
- 4 SCREWS AND TERMINALS ARE NICKEL PLATED BRASS.
- 5 STAINLESS STEEL SCREWS.
- 6 SCREWS ARE NICKEL PLATED BRASS.
- 7 WIRE CLAMP SCREWS TO BE USED ONLY ON SIDE OPPOSITE QC TABS.
- 8 TE CONNECTIVITY LOGO LOCATED APPROXIMATE AREA SHOWN.

-- SELECT LOAD CHART --

1-2,3-4	-	-	-	-	-	ALL	-	-	-	-	-	-	-	9	6-1546306-5
1-2	-	-	-	-	-	ALL	-	-	-	-	-	-	-	9	6-1546306-4
-	-	-	4-5,5-6	-	-	-	-	ALL	-	-	-	-	-	11	3-1546306-4
-	-	-	-	-	-	-	ALL	1-3	-	-	-	-	-	10	6-1546306-0
-	-	-	1,2	-	-	ALL	-	-	-	-	-	-	-	7	5-1546306-0
-	-	-	-	-	1	ALL	-	-	-	-	-	-	-	6	4-1546306-9
14 JUMPER 2	12 QC TAB .187 SS FLAT	11 QC TAB .187 SS 90°	10 JUMPER 1	9 QC TAB DBL SIDE 90° .250	8 QC TAB DBL SIDE 45° .250	7 QC TAB DBL SIDE FLAT .250	6 QC TAB DBL SIDE 90° .187	5 QC TAB DBL SIDE 45° .187	4 QC TAB DBL SIDE FLAT .187	3 QC TAB SGL SIDE 90° .250	2 QC TAB SGL SIDE 45° .250	1 QC TAB SGL SIDE FLAT .250	NO. OF POS.	PART NUMBER	

POSITIONS LOADED

2	-	-	-	-	-	-	-	-	-	-	-	-	-	66.7	74.2	6	6-1546306-6	
2	-	-	-	-	-	-	9	-	-	-	-	-	-	95.2	102.7	9	6-1546306-5	
1	-	-	-	-	-	-	9	-	-	-	-	-	-	95.2	102.7	9	6-1546306-4	
-	-	-	-	-	-	-	-	-	-	-	-	-	-	294.7	302.2	30	3-1546306-0	
-	-	-	-	-	-	-	-	-	-	-	-	-	-	285.2	292.7	29	2-1546306-9	
-	-	-	-	-	-	-	-	-	-	-	-	-	-	275.7	283.2	28	2-1546306-8	
-	-	-	-	-	-	-	-	-	-	-	-	-	-	266.2	273.7	27	2-1546306-7	
-	-	-	-	-	-	-	-	-	-	-	-	-	-	256.7	264.2	26	2-1546306-6	
-	-	-	-	-	-	-	-	-	-	-	-	-	-	247.2	254.7	25	2-1546306-5	
-	-	-	-	-	-	-	-	-	-	-	-	-	-	237.7	245.2	24	2-1546306-4	
-	-	-	-	-	-	-	-	-	-	-	-	-	-	228.2	235.7	23	2-1546306-3	
-	-	-	-	-	-	-	-	-	-	-	-	-	-	218.7	226.2	22	2-1546306-2	
-	-	-	-	-	-	-	-	-	-	-	-	-	-	209.2	216.7	21	2-1546306-1	
SPL MARKING	-	-	-	-	-	-	-	-	-	-	-	-	-	199.7	207.2	20	3-1546306-2	
-	-	-	-	-	-	-	-	-	-	-	-	-	-	199.7	207.2	20	2-1546306-0	
-	-	-	-	-	-	-	-	-	-	-	-	-	-	190.2	197.7	19	1-1546306-9	
NOTES	14 JUMPER 2	13 QC TAB .187 SS FLAT	12 QC TAB .187 SS FLAT	11 QC TAB .187 SS 90°	10 JUMPER 1	9 QC TAB DBL SIDE 90° .250	8 QC TAB DBL SIDE 45° .250	7 QC TAB DBL SIDE FLAT .250	6 QC TAB DBL SIDE 90° .187	5 QC TAB DBL SIDE 45° .187	4 QC TAB DBL SIDE FLAT .187	3 QC TAB SGL SIDE 90° .250	2 QC TAB SGL SIDE 45° .250	1 QC TAB SGL SIDE FLAT .250	DIM B	DIM A	NO. OF POS.	PART NO.

THIS DRAWING IS A CONTROLLED DOCUMENT.

DWN	S SCHLEGEL	20AUG2002
CHK	C RICHARD	8/20/02
APVD	C RICHARD	8/20/02
PRODUCT SPEC	9.50MM (.374) DBL ROW BARRIER STRIP W/O WASHER	
APPLICATION SPEC	-	
WEIGHT	-	-
CUSTOMER DRAWING	SCALE NTS	SHEET 2 OF 4

MATERIAL: - FINISH: -

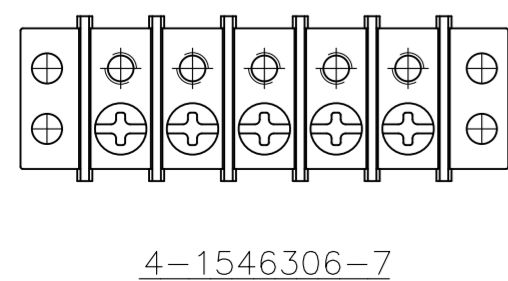
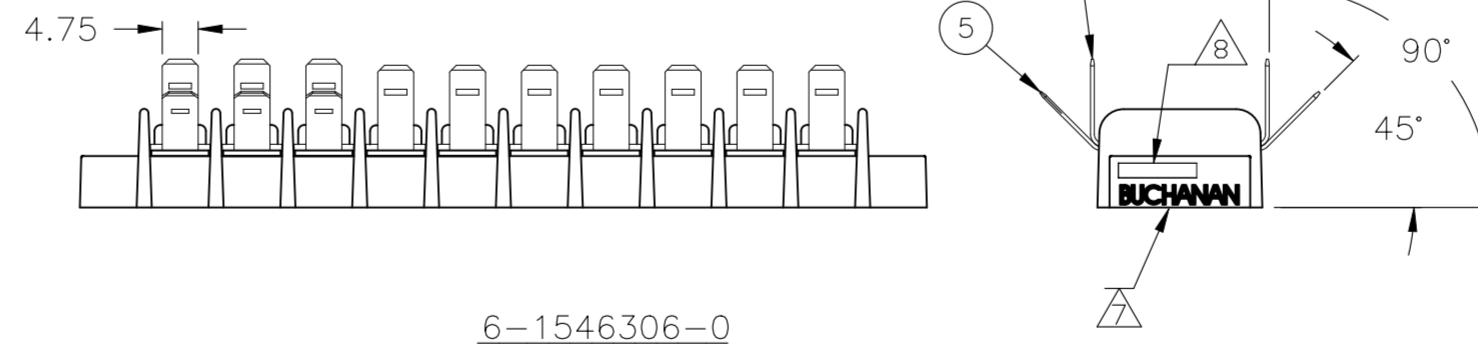
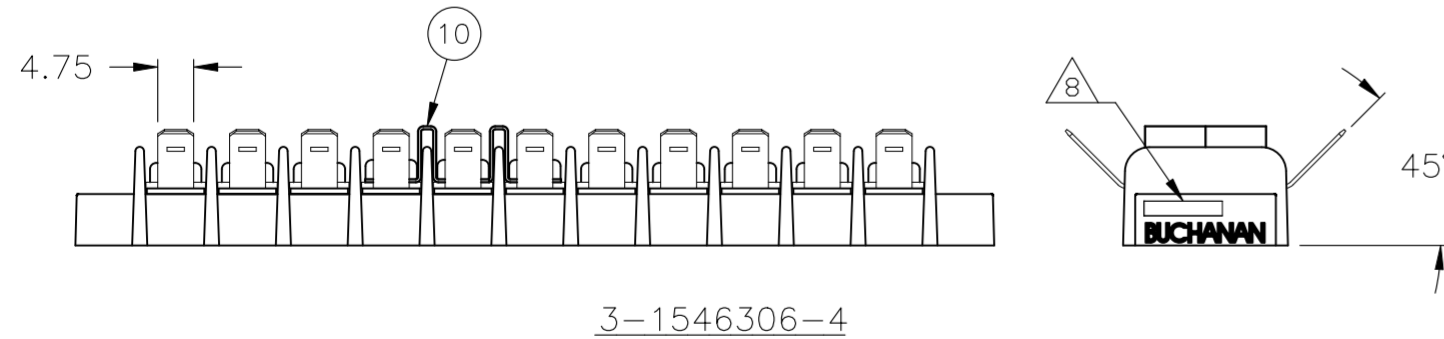
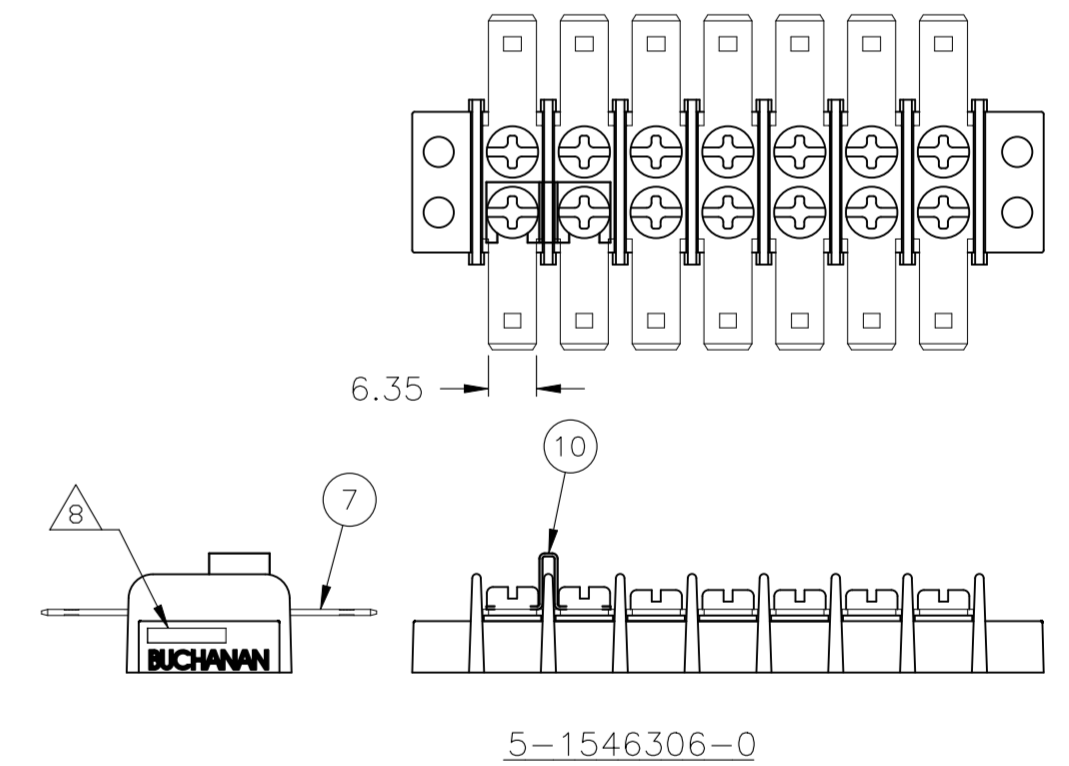
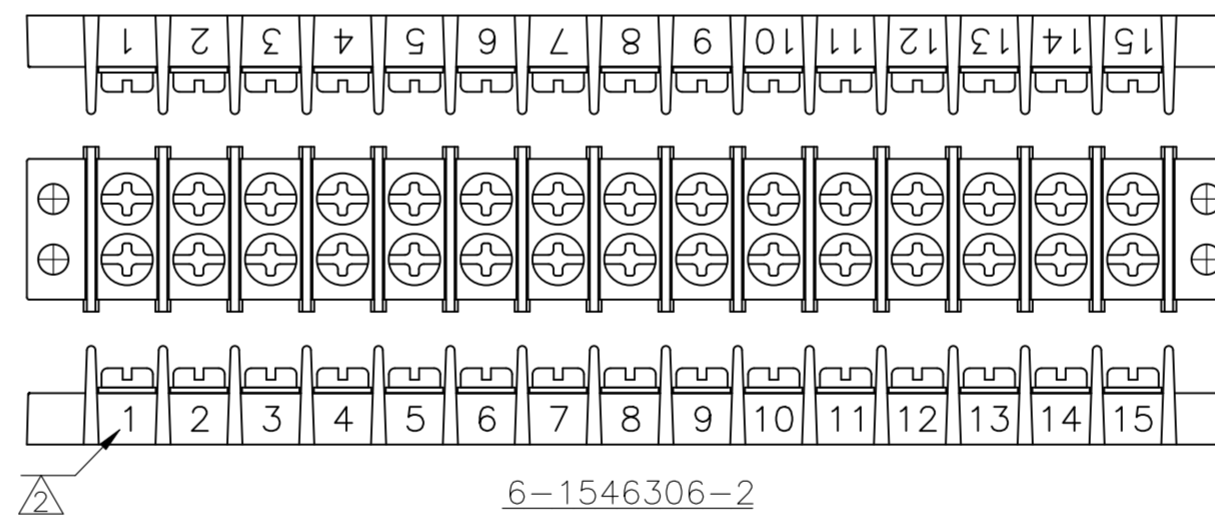
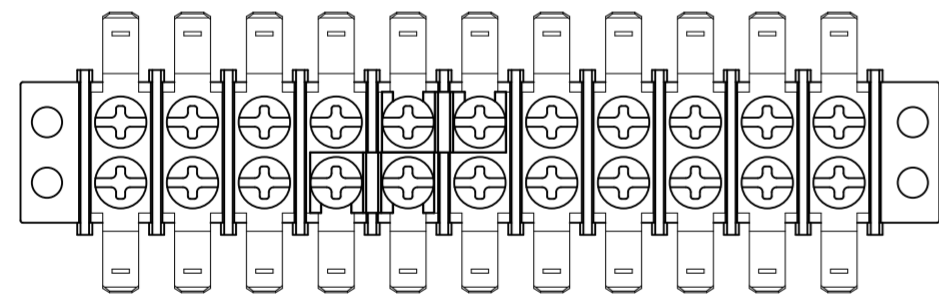
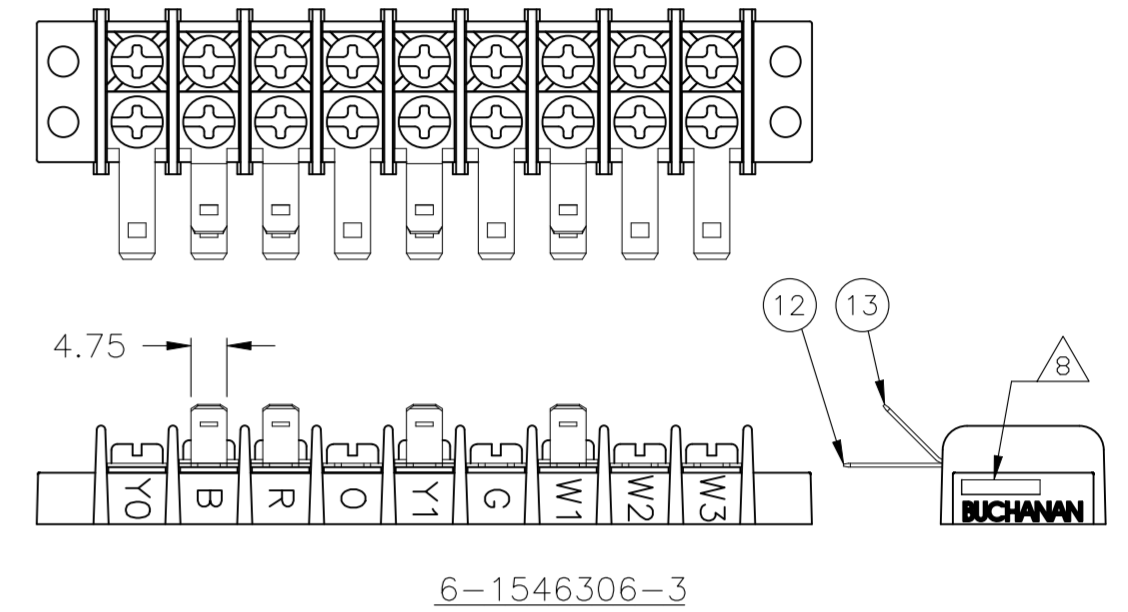
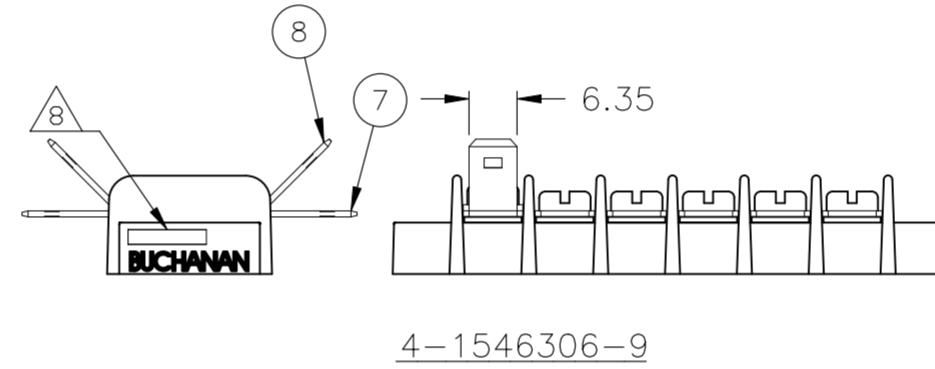
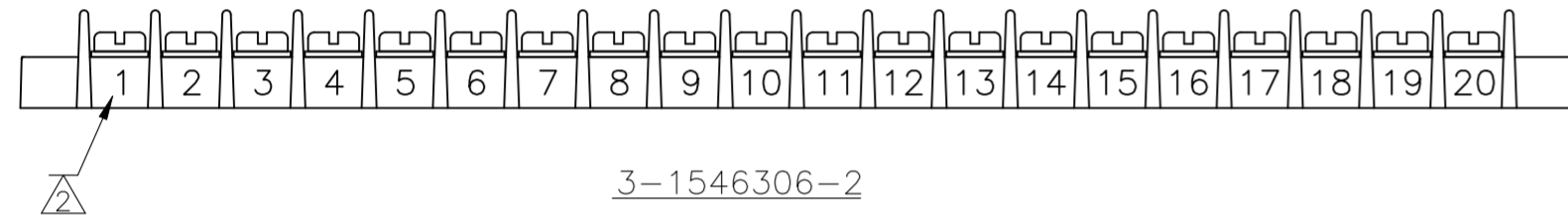

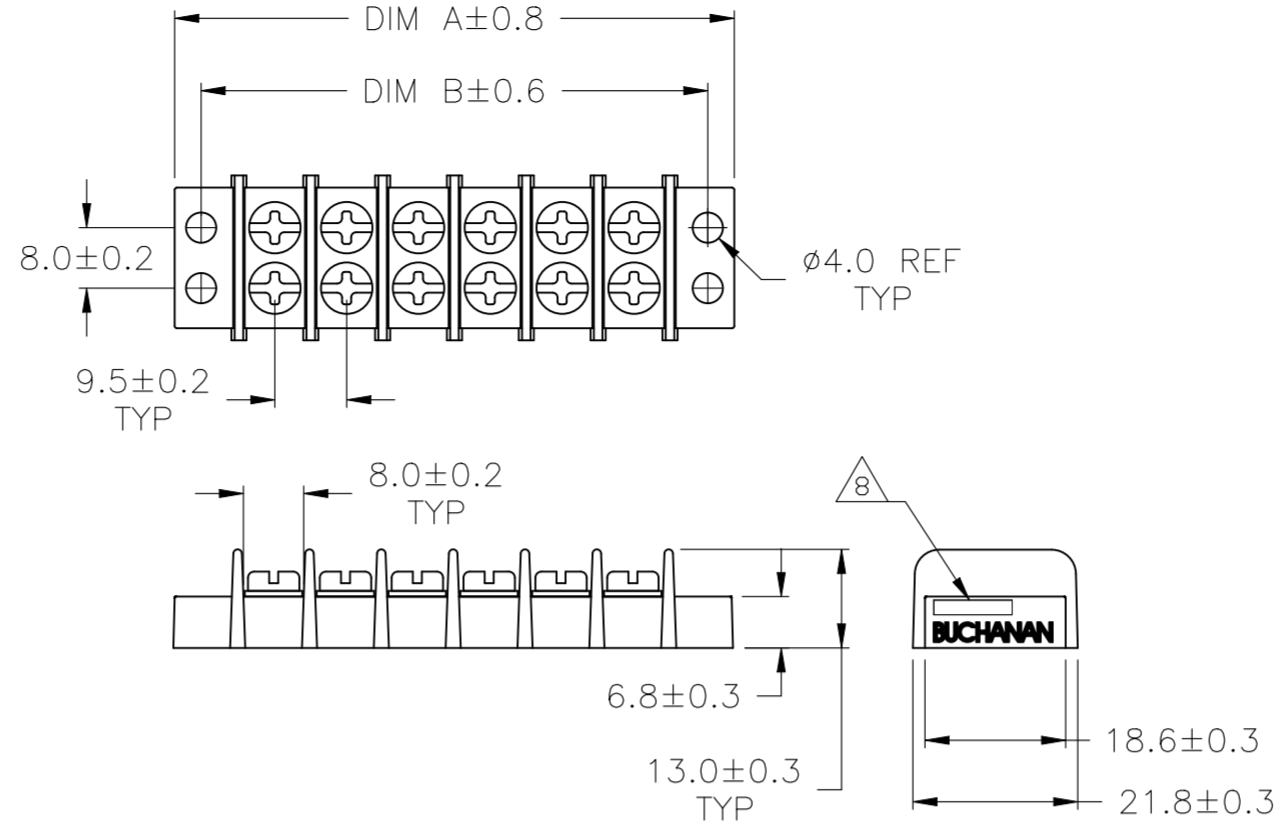
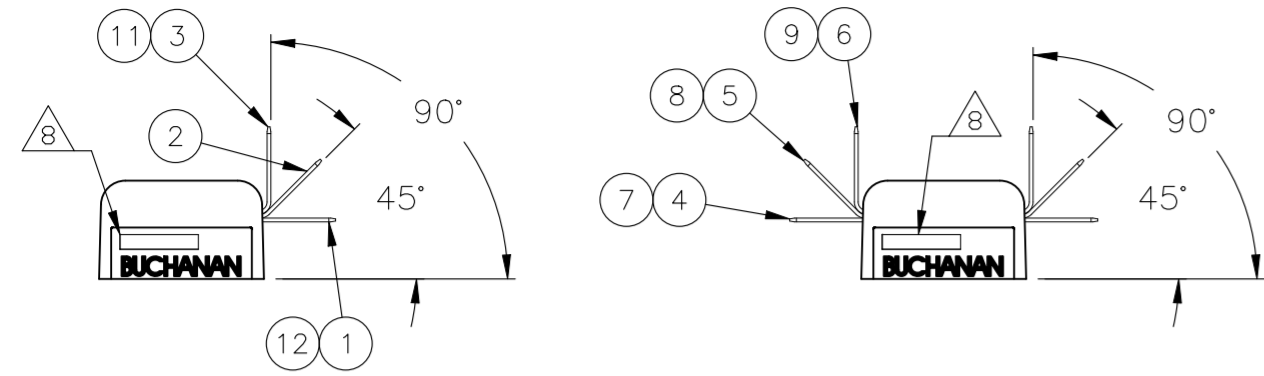
0 PLC ± -
 1 PLC ± 0.3
 2 PLC ± 0.25
 3 PLC ± -
 4 PLC ± -
 ANGLES ± 2°

TE Connectivity Ltd.

SIZE: A2 CAGE CODE: 00779 DRAWING NO: C=1546306 RESTRICTED TO: -

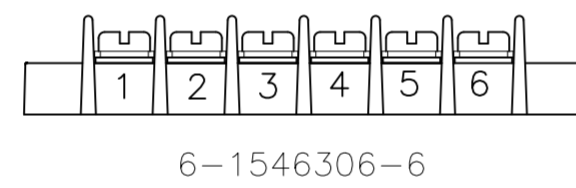
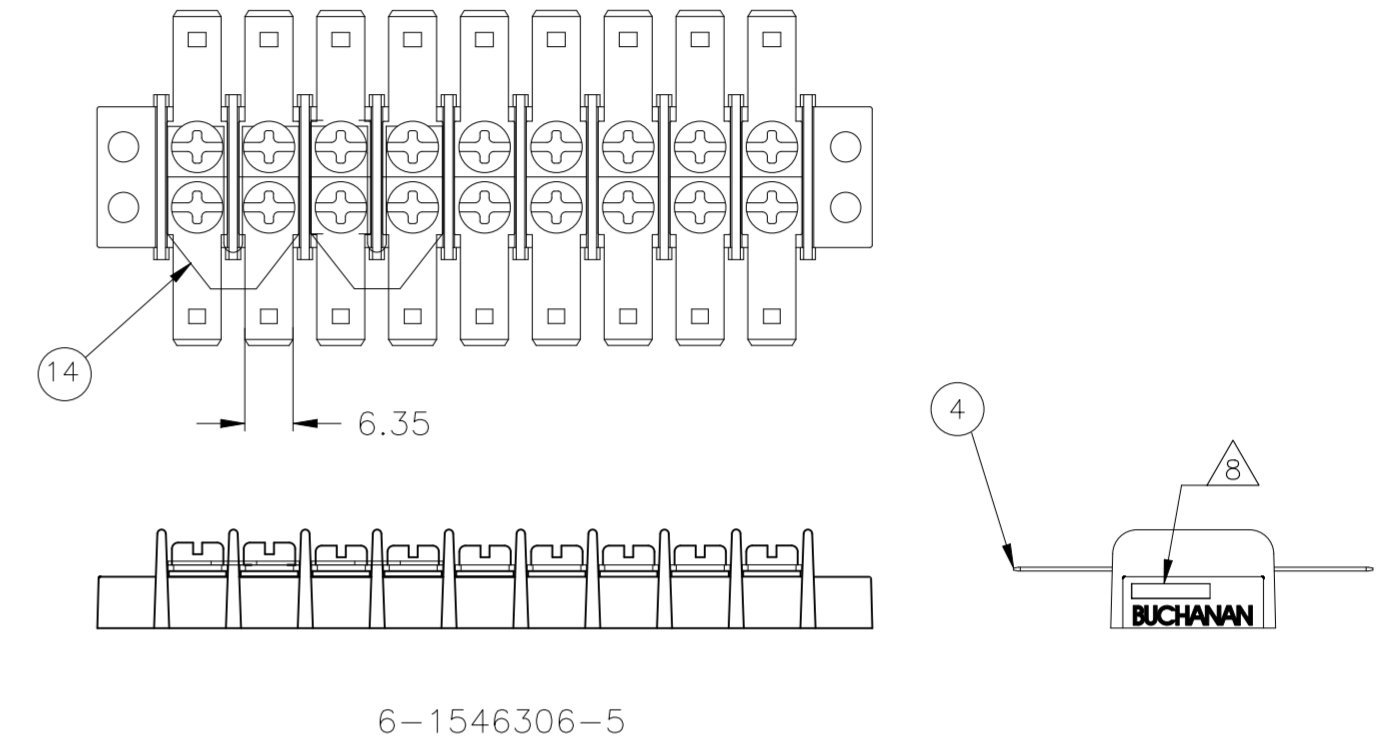
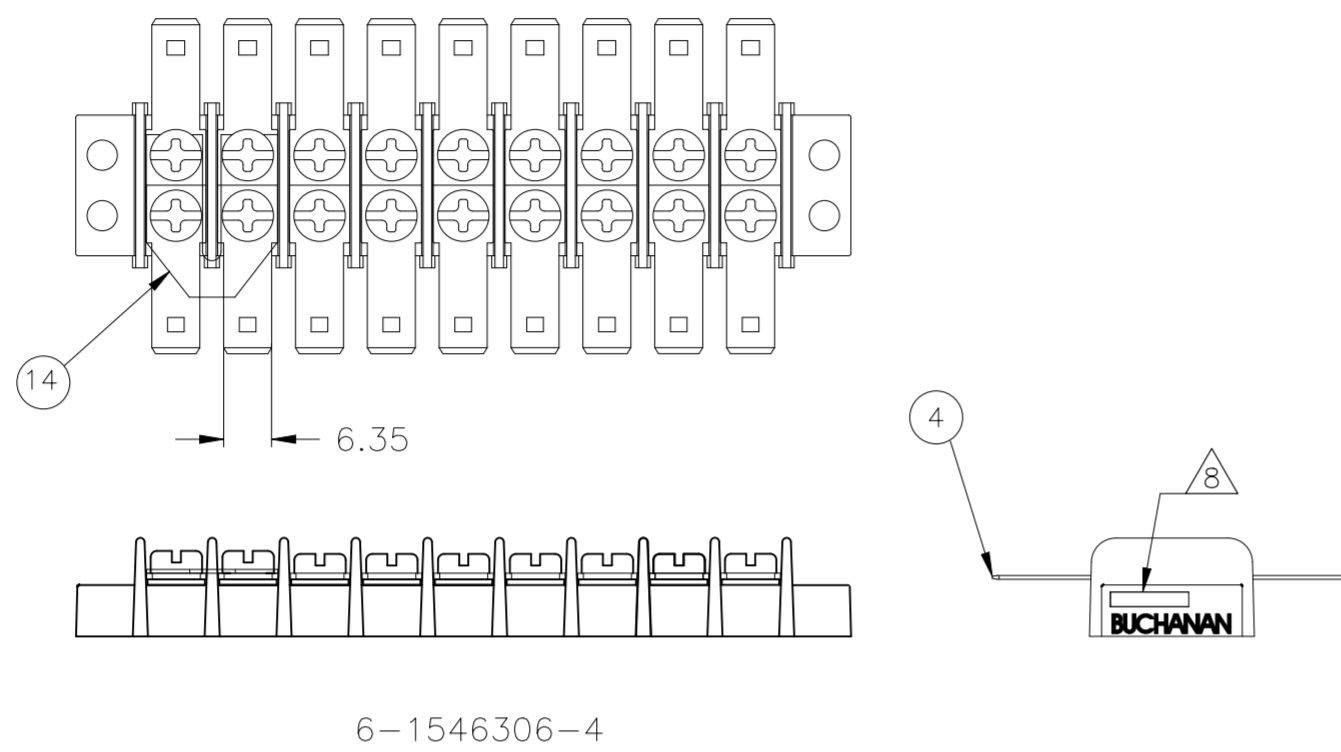
SCALE: NTS SHEET: 2 OF 4 REV: H5

REVISIONS					
P	LTR	DESCRIPTION	DATE	DWN	APVD
-	-	SEE SHEET 1	-	-	-



THIS DRAWING IS A CONTROLLED DOCUMENT.		DWN S SCHLEGEL 20AUG2002	TE Connectivity Ltd.		
DIMENSIONS: MM		CHK C RICHARD 8/20/02			
TOLERANCES UNLESS OTHERWISE SPECIFIED:		APVD C RICHARD 8/20/02	NAME 9.50MM (.374) DBL ROW BARRIER STRIP W/O WASHER		
0 PLC ± - 1 PLC ± 0.3 2 PLC ± 0.25 3 PLC ± - 4 PLC ± - ANGLES ± 2°		PRODUCT SPEC -	SIZE A2	CAGE CODE 00779	DRAWING NO C=1546306
MATERIAL -		FINISH -	WEIGHT -	RESTRICTED TO -	SCALE NTS
CUSTOMER DRAWING			SHEET 3	OF 4	REV H5

P	LTR	DESCRIPTION	DATE	DWN	APVD
-	-	SEE SHEET 1	-	-	-



THIS DRAWING IS A CONTROLLED DOCUMENT.		DWN S SCHLEGEL 20AUG2002	TE Connectivity Ltd.	
DIMENSIONS: MM		CHK C RICHARD 8/20/02		
TOLERANCES UNLESS OTHERWISE SPECIFIED:		APVD C RICHARD 8/20/02	NAME 9.50MM (.374) DBL ROW BARRIER STRIP W/O WASHER	
0 PLC ± - 1 PLC ± 0.3 2 PLC ± 0.25 3 PLC ± - 4 PLC ± - ANGLES ± 2°		PRODUCT SPEC -	SIZE A2	CAGE CODE 00779
MATERIAL -		FINISH -	DRAWING NO C=1546306	RESTRICTED TO -
CUSTOMER DRAWING			SCALE NTS	SHEET 4 OF 4
			REV H5	