

4

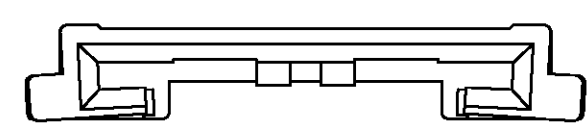
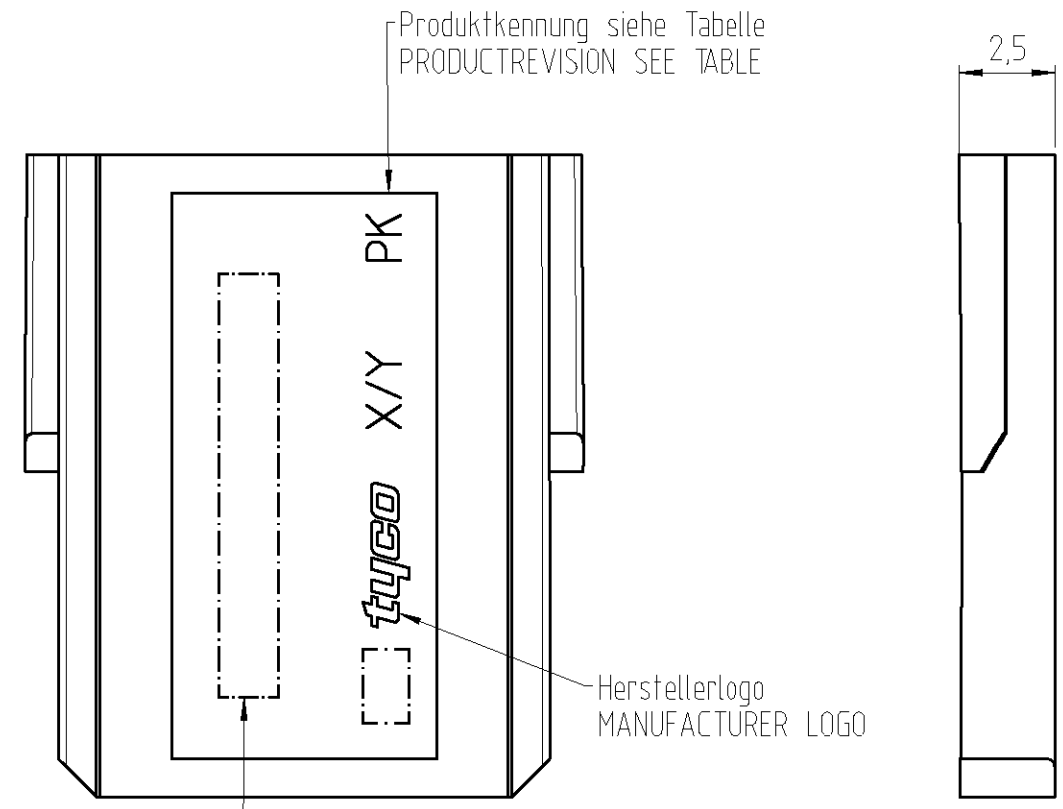
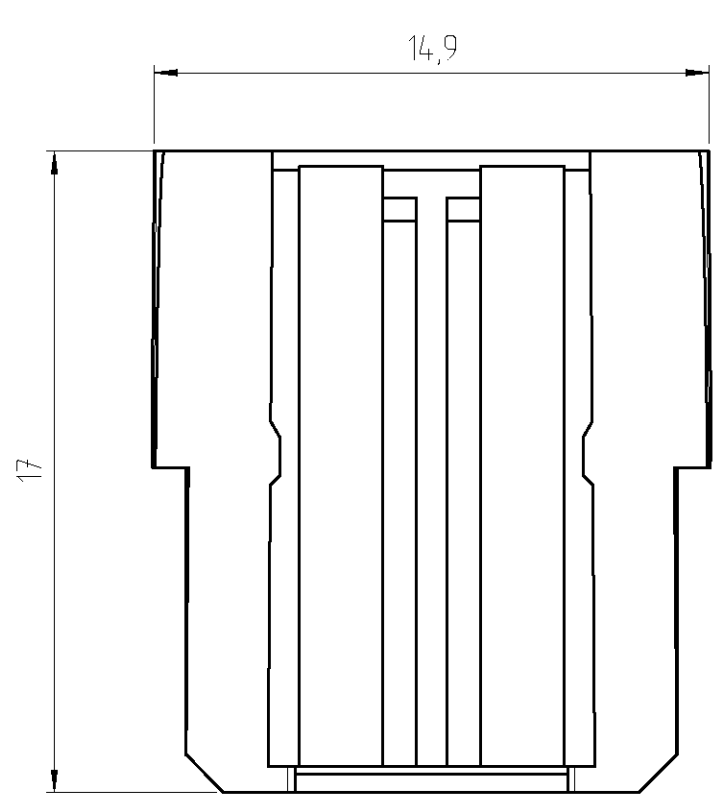
3

2

1

THIS DRAWING IS UNPUBLISHED. RELEASED FOR PUBLICATION 09.01.20
 © COPYRIGHT 2001 BY AMP INCORPORATED. ALL RIGHTS RESERVED.

LOC		DIST		REVISIONS			
P	LTR	DESCRIPTION		DATE	DWN	APVD	
	A1	EG00-0057-01		09.01.01	DVH	BR	
	A2	SR20-0058-01		03.12.01	BK	JF	



1. Material: PBT GF30
2. Farbe siehe Tabelle
COLOUR SEE TABLE
3. Zulässiger Regeneratanteil max. 55%
MAX. 55% RECYCLED MATERIAL PERMISSIBLE

1393449-3		V23540-A1000-Y458	02	verkehrspurpur RAL 4006	A1000-Y458
1393449-1		V23540-A1000-Y452	02	türkisblau RAL 5018	A1000-Y452
1393439-3		V23540-A1000-Y451	02	natur RAL ---	A1000-Y451
AMP-PN		EC-PN	PK	Farbe COLOUR	Beschriftung LETTERING

<small>THIS DRAWING IS A CONTROLLED DOCUMENT FOR AMP INCORPORATED. IT IS SUBJECT TO CHANGE AND THE CONTROLLING ENGINEERING ORGANIZATION SHOULD BE CONTACTED FOR THE LATEST REVISION.</small>		DWN D. Van Hoecke 9.1.01	tyco Electronics tyco Electronics AMP GmbH D-64625 Bensheim		
DIMENSIONS: mm		CHK B. Reis 9.1.01	NAME Verschlussplatte LOCKING PLATE		
		APVD S. Glaser 9.1.01	PRODUCT SPEC		
TOLERANCES UNLESS OTHERWISE SPECIFIED: 0 PLC ±- 1 PLC ±- 2 PLC ±- 3 PLC ±- 4 PLC ±- ANGLES ±- FINISH		APPLICATION SPEC			
MATERIAL		WEIGHT		SIZE A3	CAGE CODE 00779
		CUSTOMER DRAWING		DRAWING NO 141132	RESTRICTED TO
		SCALE 5:1		SHEET 1	OF 1
				REV A2	