

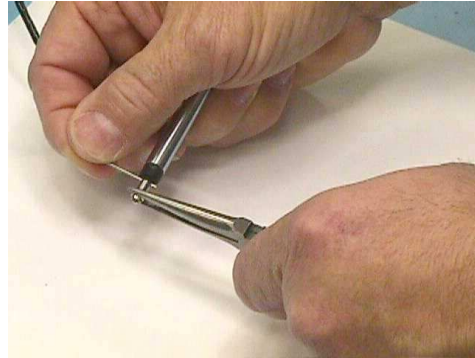
## CONTACT TIP REPLACEMENT

Step 1




Retract boot to expose hole in plunger.

Step 2



Insert tip-changing tool into hole in plunger. Hold tool between thumb and index finger while loosening contact tip with small pliers.

Step 3




Remove old contact tip from plunger

Step 4




Apply 1 drop of non-hardening thread locking compound to threads of new contact tip.

Step 5



Install new contact tip, and tighten with pliers. Be careful to hold tip changing tool, to prevent damage to bearing anti-rotation pin.

Step 6



Allow thread compound to dry with gage head in vertical position, (contact tip down), to prevent thread locker from migrating into precision bearing assembly. Depress plunger fully to reset boot to correct position.

## RIGHT ANGLE CABLE ADAPTER

Step 1




LBB with Axial Cable Exit (As delivered).

Step 2




Remove bend relief spring.

Step 3



Push right angle adapter on to bend relief support and re-install spring.

Step 4



LBB with radial cable exit.

## SETTING LBB PRE-TRAVEL



1. Loosen pre-travel locknut with wrench
2. Turn plunger tube in or out, to decrease or increase pre-travel.
3. Re-tighten locknut to secure adjustment. One drop of non-hardening thread locking compound may be applied to the threads to secure locknut for high vibration applications.



For replacement contact tips, refer to our "Options and Accessories for Gage Heads" data sheet.

TE Connectivity offers many types of sensors and signal conditioners. Data sheets can be downloaded from our web site at: <http://www.te.com/usa-en/products/sensors.html>

**NORTH AMERICA**

Measurement Specialties, Inc.,  
a TE Connectivity Company  
1000 Lucas Way  
Hampton, VA 23666  
United States  
Phone: +1-800-745-8008  
Fax: +1-757-766-4297  
Email: [customercare.hmpt@te.com](mailto:customercare.hmpt@te.com)

**EUROPE**

MEAS Deutschland GmbH  
a TE Connectivity Company  
Hauert 13  
D-44227 Dortmund  
Germany  
Phone: +49-(0)231-9740-0  
Fax: +49-(0)231-9740-20  
Email: [customercare.dtm@te.com](mailto:customercare.dtm@te.com)

**ASIA**

Measurement Specialties China Ltd.,  
a TE Connectivity Company  
No. 26, Langshan Road  
High-tech Park (North)  
Nanshan District, Shenzhen 518057  
China  
Phone: +86-755-33305088  
Fax: +86-755-33305099  
Email: [customercare.shzn@te.com](mailto:customercare.shzn@te.com)

**[te.com/sensorsolutions](http://te.com/sensorsolutions)**

Measurement Specialties, Inc., a TE Connectivity company.

Measurement Specialties (MEAS), American Sensor Technologies (AST), TE Connectivity, TE Connectivity (logo) and EVERY CONNECTION COUNTS are trademarks. All other logos, products and/or company names referred to herein might be trademarks of their respective owners.

The information given herein, including drawings, illustrations and schematics which are intended for illustration purposes only, is believed to be reliable. However, TE Connectivity makes no warranties as to its accuracy or completeness and disclaims any liability in connection with its use. TE Connectivity's obligations shall only be as set forth in TE Connectivity's Standard Terms and Conditions of Sale for this product and in no case will TE Connectivity be liable for any incidental, indirect or consequential damages arising out of the sale, resale, use or misuse of the product. Users of TE Connectivity products should make their own evaluation to determine the suitability of each such product for the specific application.

© 2016 TE Connectivity Ltd. family of companies All Rights Reserved.