



GHC 9.0 3POS

1. INTRODUCTION

1.1 Purpose

Testing was performed on GHC 9.0 3POS to determine its conformance to the customer requirements.

1.2 Scope

This report covers the Glow Wire End Products Test performance of GHC 9.0 3POS. Testing was performed at the Shanghai Electrical Components Test Laboratory on Dec.23 2016. The associated test number is TP-16-03597.

1.3 Conclusion

Based on the test results, all samples meet the requirement according to IEC 60335-1:2013 and IEC 60695-2-11:2014

1.4 Test Specimens

Specimens with the following part numbers were used for test:

Test Request No.	Housing P/N	Position	Qty	Part Description	Material
TP-16-01143	1903414-2	3P	5pcs	GHC 9.0 3POS Plug HSG	PA66 GF20 (704924-1)
	1903415-1	3P	5pcs	GHC 9.0 3POS HDR ASSY	PA66 GF20 (704924-1)

1.5 Test Sequence

Test Item	Test Group (a)
	1
	Test Sequence(b)
Visual examination	1
Glow Wire End Product 750°C Test	2
Sample Size	Total 10 pcs

Note: a). Test group defined per customer requirement.
b). Numbers indicate sequence in which tests are performed.

1.6 Environmental Conditions

Unless otherwise stated, the following environmental conditions prevailed during testing:

Temperature: 15°C to 35°C
Relative Humidity: 25% to 75%

2. TEST PROCEDUES

2.1. Visual examination

All specimens were visually examined for evidence of physical damage detrimental to product performance (visually inspected under a stereomicroscope, at a 10x magnification, with suitable illumination).
Test method: IEC 60512-1-1, Test 1a.

2.2. Glow Wire End Product Test

Thermal stabilization of specimens: 24 h at (15-35) °C and (45-75) %RH.

Test condition: The extremity of the wire is positioned horizontally and brought into contact with the sample with a force between 0.95±0.1N for a period of 30s. Test temperature: 750°C, Time of glow tip application Ta : 30s

Requirements: No flame or Te-Ti ≤ 2s for 750°C.

Test Method: IEC 60335-1, 2013 and IEC 60695-2-11, 2014.

3. SUMMARY OF TESTING

3.1. Initial Examination of Product

All specimens were visually examined and no evidence of physical damage detrimental to product performance was observed.





3.2.a Glow Wire End Product Test

Glow wire end product test results of 750°C see Table 1.

Table 1

Test Samples	Quantity	Condition	Point of glow tip application	Ti (sec)	Te (sec)	Flame Height (mm)	Drops (yes/no)	Light tissue paper burns (yes/no)	Judgment
1903415-1 (GHC 9.0 3POS HDR ASSY)	5 pcs	Initial (GWEPT 750°C)	A1	0	0	0	no	no	Meet spec
			A2	0	0	0	no	no	Meet spec
			A3	0	0	0	no	no	Meet spec
			A4	0	0	0	no	no	Meet spec
			A5	0	0	0	no	no	Meet spec
1903414-2 (GHC 9.0 3POS Plug HSG)	5 pcs	Initial (GWEPT 750°C)	B1	0	0	0	no	no	Meet spec
			B2	0	0	0	no	no	Meet spec
			B3	0	0	0	no	no	Meet spec
			B4	0	0	0	no	no	Meet spec
			B5	0	0	0	no	no	Meet spec

Sample Pictures:

<p>Description of pre-test: Normal</p> 	<p>Description of post-test: Carbonized</p> 
<p>Fig.1 Test photo of pre-test: A 1903415-1 (GHC 9.0 3POS HDR ASSY)</p>	<p>Fig.2 Test photo of post-test: A 1903415-1 (GHC 9.0 3POS HDR ASSY)</p>
	
<p>Fig.3 Test photo of pre-test: B 1903414-2 (GHC 9.0 3POS Plug HSG)</p>	<p>Fig.4 Test photo of post-test: B 1903414-2 (GHC 9.0 3POS Plug HSG)</p>

4. CALIBRATION

4.1 Calibration Statement

All equipment containing a calibration number is calibrated and traceable through TE Connectivity (TE).

No.	Test Item	Equipment Code	Equipment Application	Calibration Effective Period	Serial No.
1	Examination of Product	/	Visual observation	/	/
2	Glow Wire End Product Test	HY-GLT-1	Glow Wire Tester	2017-10-09	E-00586



5. VALIDATION

Requested by:
Kim, Sung Chul 2016 12 13
_____ / ____ / ____
Product Engineering TE Korea

Prepared by:
Xuewei Liao 2017 01 03
_____ / ____ / ____
Test Engineer
Shanghai Electrical Components Test Lab.

Approved by:
Robin Lu 2017 01 03
_____ / ____ / ____
Test Manager
Shanghai Electrical Components Test Lab.